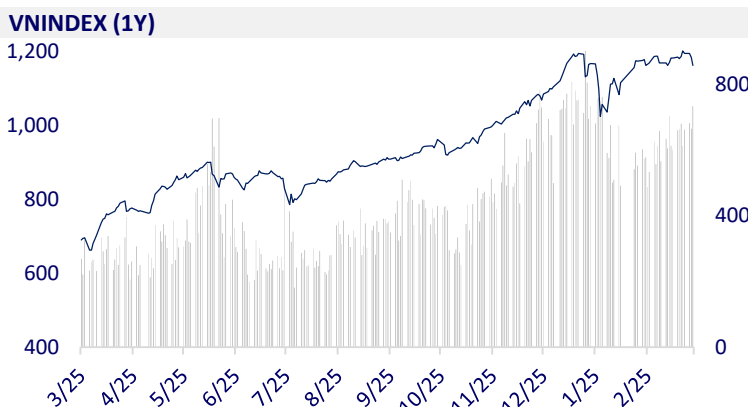
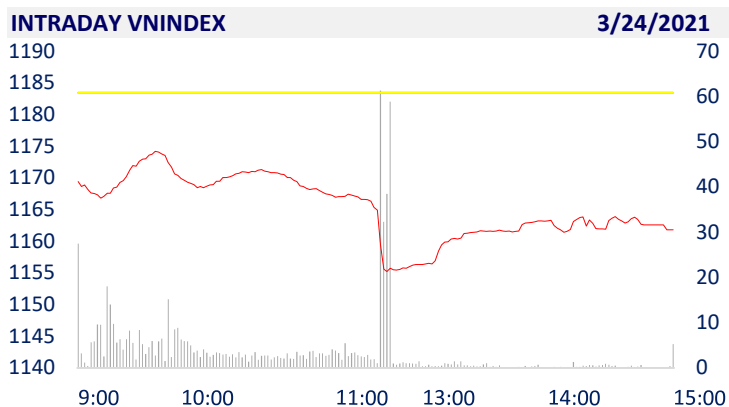
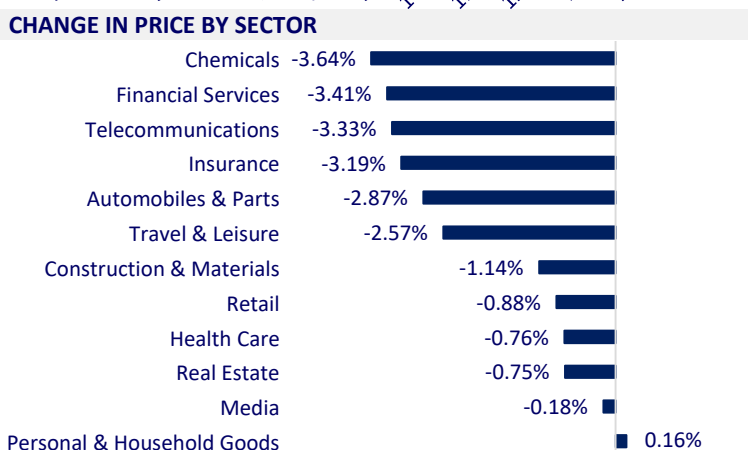


VIETNAM STOCK MARKET		1D	YTD
VN-INDEX	1,161.81	-1.83%	5.67%
VN30	1,167.49	-1.64%	10.31%
HNX	268.69	-1.34%	36.32%
UPCOM	80.50	-0.79%	9.03%
Net Foreign buy (B)	-371.65		
Total trading value (B)	21,541.81	13.07%	25.59%

- Foreign investors continued to be net sellers for the 24th consecutive session with value of VND 371 billion on the whole market, the selling focused on a few names such as KBC (-150.7 billion VND), POW (-81.2 billion VND), HPG (-55.4 billion dong), CTG (-53.5 billion dong) ...



ETF & DERIVATIVES		1D	YTD
E1VFN30	19,700	-1.25%	4.79%
FUEMAV30	13,700	-1.72%	9.34%
FUESSV30	14,500	-2.36%	8.78%
FUESSV50	17,700	0.57%	12.03%
FUESSVFL	15,600	-2.44%	14.29%
FUEVFN30	19,800	-1.59%	15.12%
FUEVN100	15,100	-2.14%	8.24%



VN30F2109	1,174.90	-1.26%	
VN30F2106	1,172.10	-1.16%	
VN30F2105	1,171.30	-1.20%	
VN30F2104	1,170.90	-1.15%	

GLOBAL MARKET		1D	YTD
Nikkei	28,405.52	-1.05%	3.50%
Shanghai	3,367.06	-1.30%	-1.39%
Kospi	2,996.35	-0.28%	4.28%
Hang Seng	27,918.14	-1.65%	2.84%
STI (Singapore)	3,133.31	0.05%	9.20%
SET (Thái Lan)	1,570.83	0.42%	8.38%
Crude oil (\$/barrel)	59.12	2.23%	22.40%
Gold (\$/ounce)	1,730.25	0.08%	-9.11%

- Stocks in Hong Kong and China were red, Hang Seng entered a corrective state, when the Pfizer-BioNtech vaccination suspension sparked concerns about the recovery momentum. Hang Seng Index lost 2% amid a wave of widespread sell-off in Asian stock markets on March 24, marking four consecutive declining sessions.

VIETNAM ECONOMY		1D (bps)	YTD (bps)
Vnibor	0.26%	-1	13
Deposit interest 12M	6.00%	0	20
5 year-Gov. Bond	1.35%	-4	13
10 year-Gov. Bond	2.18%	-5	15
USD/VND	23,180	0	0.01%
EUR/VND	28,007	0	-3.77%
CNY/VND	3,610	0	1.04%

- The Ministry of Transport has just directed the Directorate for Roads of Vietnam to urgently study and propose the construction and completion of the exploitation plan; including the toll collection plan for the expressways of the North-South expressway project after completion and operation.

**EVENT CALENDER**

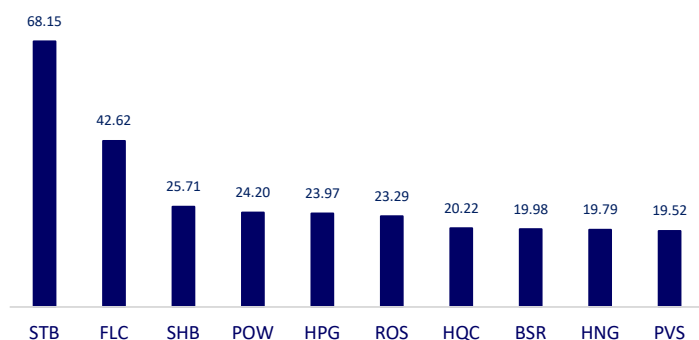
Ticker	Ex-right Date	Last register Date	Exercise Date	Type	Rate	Value
VTC	3/25/2021	3/26/2021	4/27/2021	Cash		1,100
DP3	3/26/2021	3/29/2021	6/28/2021	Cash		8,000
TMW	3/26/2021	3/29/2021	5/5/2021	Cash		700
CAP	3/29/2021	3/30/2021	6/28/2021	Cash		4,000
KCE	3/29/2021	3/30/2021	4/20/2021	Cash		500
CM7	3/30/2021	3/31/2021	5/10/2021	Cash		5,000
VPD	3/30/2021	3/31/2021	4/20/2021	Cash		400
RDP	4/2/2021	4/5/2021		Stock	0.16	

## SELECTED NEWS

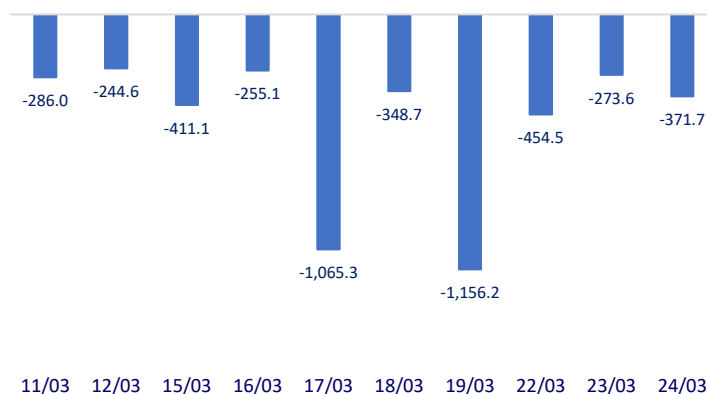
- By 2020, Vietnam will reach and exceed 10/12 major targets, per capita income of 2,779 USD
- The Ministry of Transport requested to complete the expressway toll collection plan
- The Austrian company wants to invest in a high-tech project of nearly USD 1.8 billion in Vietnam, and employs 1,500 engineers
- China faces a potential debt of more than 2 trillion USD which is likely to grow even higher
- Fed President and US Treasury Secretary: High stock valuation but not worrying
- North Korea first tested its missile under President Biden

	Close	1D	5D	Buying vol.	Selling vol.	Content
VCB	94,700	-1.15%	-0.94%	2,231,400	2,515,100	- STB: The put-through volume of STB shares this month was over 95 million units. There were nearly 43.7 million shares trading this morning, at the price of 20,000 dong per share. The total transaction value is approximately VND 874 billion. - TCB: Relative of the authorized person discloses information registered to buy 200,000 TCB shares. Trading time is from March 26, 2021 to April 22, 2021
BID	42,150	-3.55%	-2.66%	4,971,600	6,584,400	
CTG	39,000	-3.70%	-1.39%	29,257,800	30,707,100	
TCB	39,300	-2.84%	-2.48%	21,716,300	22,551,800	
VPB	44,100	-0.90%	-1.12%	5,174,600	5,860,800	
MBB	27,600	-2.65%	-4.83%	25,742,400	27,871,000	
HDB	25,500	-3.77%	-7.27%	7,161,300	10,024,100	
TPB	26,950	-4.77%	-6.10%	9,302,100	12,710,000	
STB	18,400	-2.13%	-6.12%	39,733,900	43,314,900	
NVL	79,800	-0.25%	-0.87%	3,378,200	3,180,200	
TCH	21,900	-3.31%	-8.18%	9,895,900	11,977,800	- PLX: On March 22, ENEOS Corporation completed the acquisition of 25 million PLX shares, increasing its ownership of PLX from 1% to 2.94%.
KDH	30,900	-1.59%	-1.90%	2,524,600	2,763,000	
PDR	62,700	-0.79%	2.63%	3,400,900	3,524,400	
GAS	90,100	-1.85%	-2.91%	1,330,300	1,754,400	
POW	12,750	-4.14%	-8.60%	38,005,100	42,912,600	
PLX	56,300	-1.57%	-2.60%	2,109,700	3,388,800	
VIC	107,900	1.31%	3.06%	1,812,200	1,493,400	
VHM	97,200	-1.52%	-2.11%	2,928,300	3,335,200	
VRE	33,400	-2.20%	-4.16%	9,076,000	10,105,300	
VNM	98,700	-1.50%	-1.79%	5,323,100	5,562,600	- VNM: After the merger, VLC will focus on raising beef cattle, with the yield of 20,000 heads
MSN	85,100	-1.62%	-3.30%	1,722,600	1,472,400	
SBT	22,700	-2.58%	-3.40%	6,053,300	8,611,400	
BVH	128,000	-2.29%	-4.12%	626,000	783,000	- HPG: HPG was in the top 3 of foreign investors' net selling with the value of 55.37 billion dong in today's trading session.
VJC	128,000	-2.29%	-4.12%	626,000	783,000	
FPT	77,000	-2.28%	-4.70%	4,643,800	4,352,700	
MWG	129,900	-0.84%	-2.18%	974,700	977,600	
PNJ	84,100	-0.12%	0.60%	1,166,300	1,567,700	
REE	54,000	-2.70%	0.19%	1,037,800	1,304,000	
SSI	31,300	-4.86%	-3.99%	19,824,900	24,477,000	
HPG	45,450	-2.47%	-1.84%	32,963,200	45,398,800	

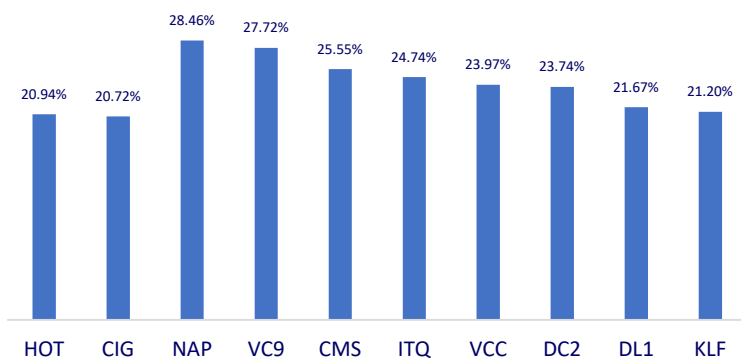
Top most traded tickers (Volume - in million)



Foreign net flow 10 nearest sessions (Billion VND)



Top increases in 3 consecutive sessions



Top decreases in 3 consecutive sessions

