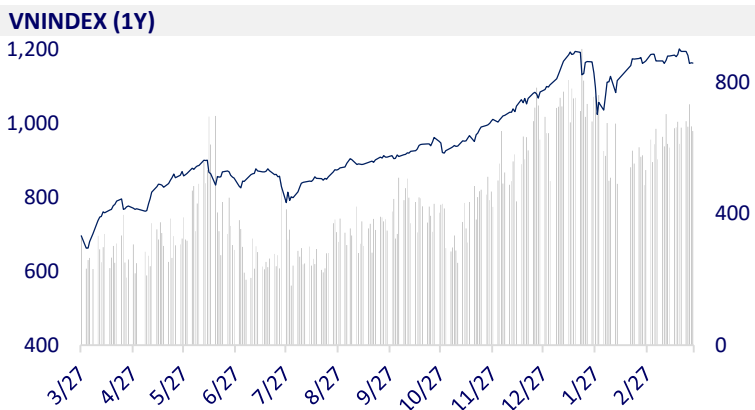
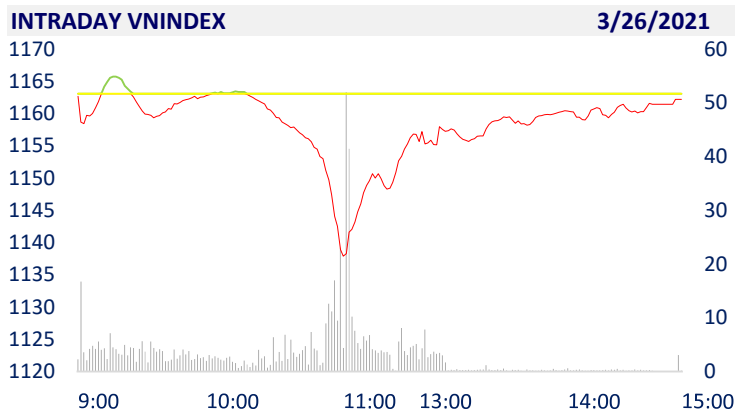
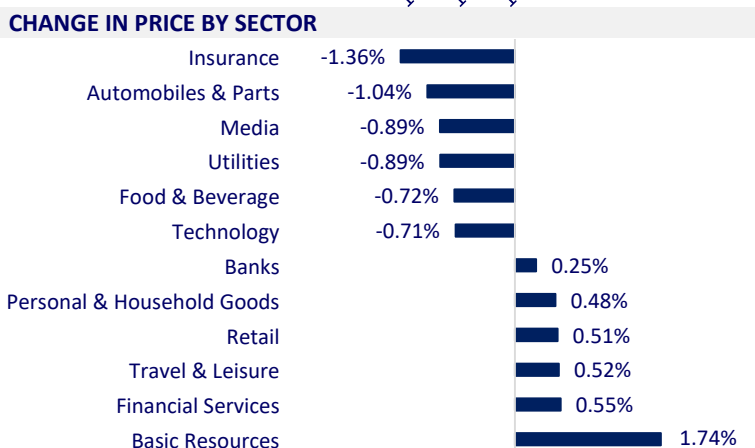


VIETNAM STOCK MARKET		1D	YTD
VN-INDEX	1,162.21	-0.08%	5.70%
VN30	1,167.19	0.22%	10.28%
HNX	270.96	1.41%	37.47%
UPCOM	79.85	-0.66%	8.15%
Net Foreign buy (B)	-286.20		
Total trading value (B)	20,061.87	2.85%	16.96%

- After net buying yesterday, foreign investors returned to their familiar net selling trend of VND 286 billion on the whole market. The selling focused on a few stocks like CTG (-176.6 billion dong), MBB (-81.6 billion dong), VIC (-62 billion dong) ...



ETF & DERIVATIVES		1D	YTD
E1VFN30	19,650	0.26%	4.52%
FUEMAV30	13,580	-0.95%	8.38%
FUESSV30	14,300	-1.92%	7.28%
FUESSV50	16,800	-1.18%	6.33%
FUESSVFL	15,450	-1.59%	13.19%
FUEVFN30	19,590	-0.15%	13.90%
FUEVN100	15,040	-0.59%	7.81%



VN30F2109	1,174.00	-0.15%	
VN30F2106	1,174.90	1.20%	
VN30F2105	1,172.60	1.07%	
VN30F2104	1,173.00	0.95%	

GLOBAL MARKET		1D	YTD
Nikkei	29,176.70	0.51%	6.31%
Shanghai	3,418.33	1.63%	0.11%
Kospi	3,041.01	1.09%	5.83%
Hang Seng	28,336.43	1.25%	4.38%
STI (Singapore)	3,157.95	0.52%	10.06%
SET (Thái Lan)	1,574.86	0.24%	8.66%
Crude oil (\$/barrel)	59.85	1.22%	23.91%
Gold (\$/ounce)	1,726.75	0.04%	-9.29%

- Asian stocks rose after a Wall Street rally. In Japan, the Nikkei 225 increased by 0.51%. The Chinese market went up from the beginning with the Shanghai Composite up 1.63%, the Shenzhen Component up 2.597%. Hong Kong's Hang Seng increased by 1.25%. South Korea's Kospi Index increased by 1.09%

VIETNAM ECONOMY		1D (bps)	YTD (bps)
Vnibor	0.25%	-1	12
Deposit interest 12M	6.00%	0	20
5 year-Gov. Bond	1.34%	0	12
10 year-Gov. Bond	2.16%	-1	13
USD/VND	23,182	0	0.02%
EUR/VND	27,931	0	-4.03%
CNY/VND	3,600	0	0.76%

- The SBV will harmonize the support policy for businesses by continuing to restructure the remaining due debts and allow credit institutions to assess a realistic credit quality so that they can make provision. Risk provisions are aimed at ensuring the financial capacity as well as the safety of the national financial system in the medium and long term.

EVENT CALENDER

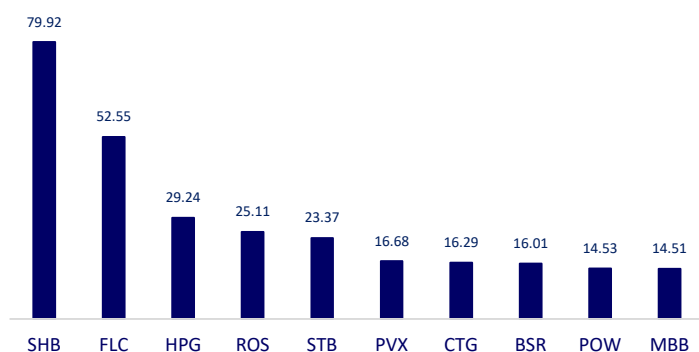
Ticker	Ex-right Date	Last register Date	Exercise Date	Type	Rate	Value
CAP	3/29/2021	3/30/2021	6/28/2021	Cash		4,000
KCE	3/29/2021	3/30/2021	4/20/2021	Cash		500
CMF	3/30/2021	3/31/2021	5/10/2021	Cash		5,000
DM7	3/29/2021	3/30/2021	4/20/2021	Cash		500
SAS	3/30/2021	3/31/2021	4/6/2021	Cash		600
VPD	3/30/2021	3/31/2021	4/20/2021	Cash		400
DNR	4/2/2021	4/5/2021	5/10/2021	Cash		1,500
RDP	4/2/2021	4/5/2021		Stock	0.16	

SELECTED NEWS

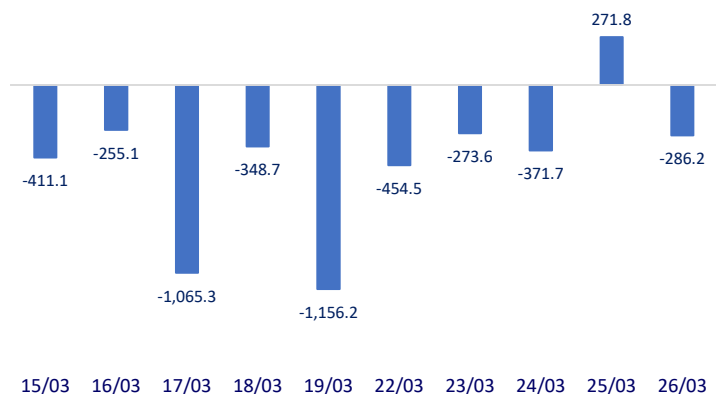
- Expanding industrial park to catch FDI waves
- The domestic currency bond market of Vietnam reaches USD 71 billion
- Allowing postponement, rescheduling, debt restructuring: Amending Circular 01 is necessary
- Suez Canal crisis: up to 238 ships waiting at both ends of the canal, at least 10 days to be able to 'rescue' Ever Given
- EU warns against exporting Covid-19 vaccines in certain quantities
- Strong demand, fear of supply shortage, iron ore prices in China rose for 3 consecutive days

	Close	1D	5D	Buying vol.	Selling vol.	Content
VCB	94,900	-0.21%	0.74%	1,639,700	2,085,700	- CTG: In 2020, CTG's consolidated business results showed a strong growth compared to the previous years. Consolidated profit in 2020 will reach more than 13,737 billion VND, an increase of 45% compared to the previous year, mainly thanks to the increase in net interest income.
BID	42,100	-0.36%	-6.44%	4,641,400	4,862,200	
CTG	39,050	-0.89%	-3.46%	29,618,300	27,577,700	
TCB	39,400	0.13%	-6.19%	19,957,600	18,094,400	
VPB	43,400	0.35%	-3.98%	6,247,700	5,411,300	
MBB	27,500	-0.18%	-5.82%	24,960,500	24,668,800	
HDB	25,750	0.59%	-5.16%	6,627,000	8,029,100	
TPB	26,700	-0.74%	-7.61%	8,367,900	8,925,100	
STB	18,950	1.07%	-3.32%	41,253,700	51,084,600	
NVL	79,500	-0.63%	0.63%	2,785,200	3,383,400	
TCH	21,600	-0.92%	-6.09%	10,806,700	9,110,300	
KDH	30,000	-2.91%	-7.55%	2,162,100	2,248,600	
PDR	61,500	-1.13%	-1.24%	3,321,200	3,932,300	- POW: PV Power finished selling nearly 20 million PVM shares, divested from PV Machino
GAS	89,200	-1.22%	-1.87%	745,800	1,286,000	
POW	12,700	0.79%	-5.22%	29,437,000	29,315,900	
PLX	55,900	-0.53%	-0.71%	2,442,800	2,520,600	- VHM: Vinhomes suddenly withdrew from the 1,445ha urban area project in Hai Phong.
VIC	112,400	1.81%	3.69%	4,222,200	4,863,100	
VHM	95,700	-1.03%	-2.15%	3,274,500	3,924,900	
VRE	32,200	-1.98%	-5.29%	12,151,400	11,374,000	- VNM: VNM's management has decided to merge GTNfoods into Vilico at the ratio of 1.6: 1. GTNfoods will cancel the listing.
VNM	97,400	-1.12%	-4.23%	6,389,100	6,550,100	
MSN	85,900	-0.12%	-3.16%	1,917,000	1,602,600	
SBT	22,000	-0.68%	-4.35%	7,830,700	9,000,400	- HPG: HPG's Board of Directors has approved the 2021 production and business plan with a target of 120 trillion dong in revenue and 18 trillion dong in profit after tax, up 33 percent and 34 percent, respectively, compared to 2020 results. The company plans to pay a dividend of 35% for 2020 (5% in cash) and 30% for 2021
BVH	130,500	1.87%	0.00%	886,400	539,600	
VJC	130,500	1.87%	0.00%	886,400	539,600	
FPT	76,100	-0.65%	-4.64%	4,448,900	4,477,200	
MWG	130,000	0.93%	-2.26%	1,091,500	870,500	
PNJ	84,900	-0.12%	0.35%	603,400	810,100	
REE	54,000	1.12%	-3.91%	1,574,100	1,497,200	
SSI	30,900	0.32%	-7.21%	20,492,400	19,827,500	
HPG	46,200	2.67%	-2.01%	50,888,900	50,314,700	

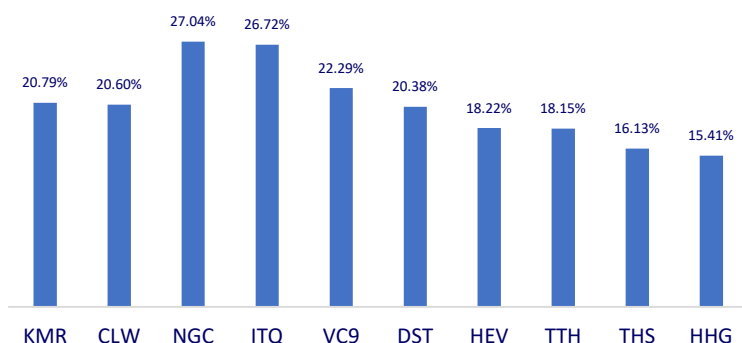
Top most traded tickers (Volume - in million)



Foreign net flow 10 nearest sessions (Billion VND)



Top increases in 3 consecutive sessions



Top decreases in 3 consecutive sessions

