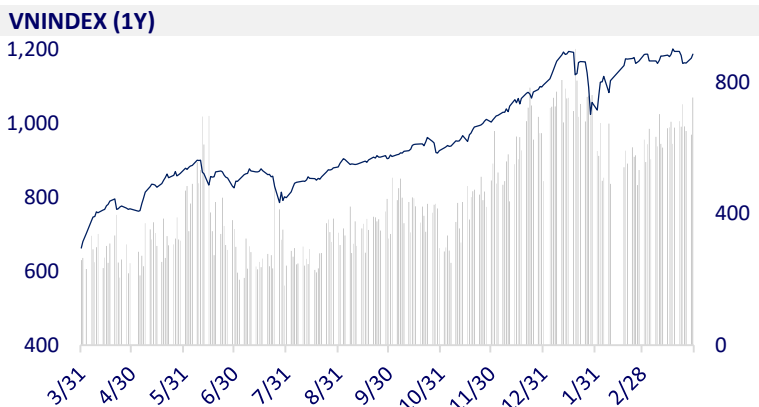
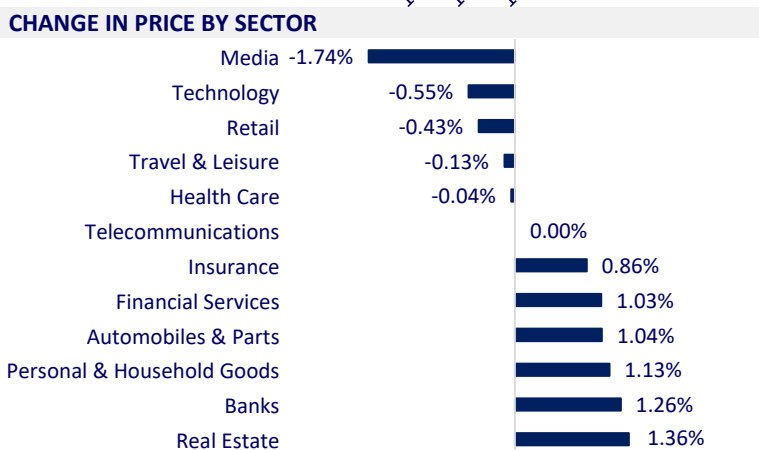


VIETNAM STOCK MARKET		1D	YTD
VN-INDEX	1,186.36	0.91%	7.90%
VN30	1,190.86	0.91%	12.52%
HNX	281.14	1.80%	42.64%
UPCOM	80.63	0.14%	9.21%
Net Foreign buy (B)	-218.74		
Total trading value (B)	20,549.95	16.97%	19.80%

- The market increased strongly, foreign investors still net sold nearly 219 billion dong in session 30/3. The selling force focused on VCB, VHM, VRE, CTG ...



ETF & DERIVATIVES		1D	YTD
E1VFN30	20,000	0.55%	6.38%
FUEMAV30	13,950	2.72%	11.33%
FUESSV30	14,830	1.71%	11.25%
FUESSV50	17,500	2.34%	10.76%
FUESSVFL	16,200	2.53%	18.68%
FUEVFNVD	19,810	-0.45%	15.17%
FUEVN100	15,530	2.31%	11.33%
VN30F2109	1,190.20	-2.20%	
VN30F2106	1,190.90	0.59%	
VN30F2105	1,191.90	0.82%	
VN30F2104	1,191.20	0.69%	



GLOBAL MARKET		1D	YTD
Nikkei	29,432.70	0.37%	7.25%
Shanghai	3,456.68	0.80%	1.24%
Kospi	3,070.00	0.67%	6.84%
Hang Seng	28,572.37	0.43%	5.25%
STI (Singapore)	3,190.89	-0.10%	11.21%
SET (Thái Lan)	1,589.53	0.36%	9.67%
Crude oil (\$/barrel)	61.20	-0.46%	26.71%
Gold (\$/ounce)	1,696.10	-0.83%	-10.90%

- Asian stocks mostly increased, the focus of attention is Nomura shares in Japan. In Japan, the Nikkei 225 increased by 0.37%. The Chinese market increased with the Shanghai Composite up 0.80%. Hong Kong's Hang Seng increased by 0.43%. South Korea's Kospi increased by 0.67%.

VIETNAM ECONOMY		1D (bps)	YTD (bps)
Vnibor	0.37%	11	24
Deposit interest 12M	5.60%	0	-20
5 year-Gov. Bond	1.20%	0	-2
10 year-Gov. Bond	2.27%	0	24
USD/VND	23,174	0	-0.02%
EUR/VND	27,797	0	-4.49%
CNY/VND	3,584	0	0.31%

- As of March 19, 2021, capital mobilization of credit institutions increased by 0.54% (it was 0.51% in the same period in 2020); credit growth of the economy is 1.47% (at the same time in 2020 it is 0.68%).

EVENT CALENDER

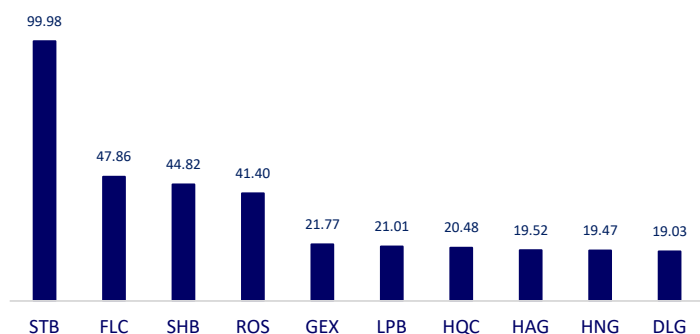
Ticker	Ex-right Date	Last register Date	Exercise Date	Type	Rate	Value
CMF	3/30/2021	3/31/2021	5/10/2021	Cash		5,000
VPD	3/30/2021	3/31/2021	4/20/2021	Cash		400
SAS	3/30/2021	3/31/2021	4/6/2021	Cash		600
QST	3/30/2021	4/1/2021	5/13/2021	Cash		900
DNR	4/2/2021	4/5/2021	5/10/2021	Cash		1,500
RDP	4/2/2021	4/5/2021		Stock	0.16	
PRC	4/19/2021	4/20/2021	5/14/2021	Cash		500
VNC	4/23/2021	4/26/2021	5/20/2021	Cash		1,000

SELECTED NEWS

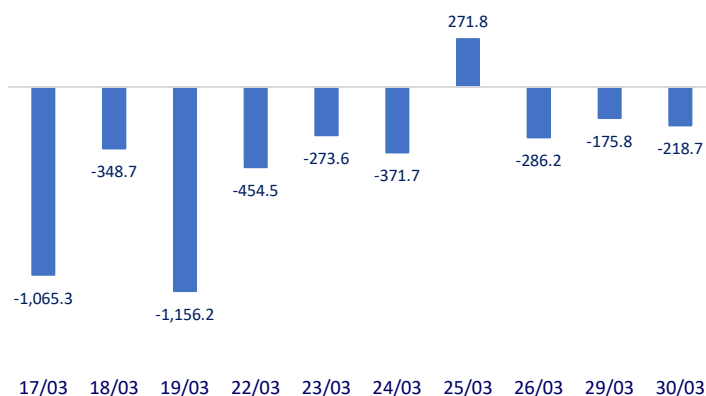
- As the VND strengthens, the Vietnamese devalues USD holding
- The FDI enterprises are optimistic about the production and business situation
- Unemployment rate continues to increase, consumption decreases
- The Suez Canal is opened, but the supply chain will remain congested for many more months
- China generates 53% of the world's total thermal power by 2020
- Thailand allows international visitors to have Covid-19 vaccinated into Phuket without quarantine

	Close	1D	5D	Buying vol.	Selling vol.	Content
VCB	94,800	-0.52%	-1.04%	3,132,700	2,748,500	- CTG: VietinBank has just announced the 2021 Annual General Meeting, in which the most notable is the plan to want to pay dividends in both cash and shares. VietinBank continued not to give specific figures for its profit plan. - HDB: Service income increased, HDBank profit was over 5,800 billion dong after auditing
BID	42,850	0.71%	-1.95%	4,026,200	4,340,800	
CTG	40,400	1.00%	-0.25%	20,801,000	24,851,300	
TCB	40,050	1.26%	-0.99%	17,916,000	19,227,100	
VPB	44,950	1.01%	1.01%	6,021,900	6,396,300	
MBB	28,300	0.18%	-0.18%	23,185,800	24,624,600	
HDB	26,200	0.77%	-1.13%	7,638,400	7,444,900	
TPB	27,800	1.46%	-1.77%	4,593,100	5,054,800	
STB	20,500	6.77%	9.04%	179,824,100	136,296,300	
NVL	80,700	0.88%	0.88%	1,986,300	2,200,100	
TCH	22,800	1.79%	0.66%	12,587,200	9,767,300	
KDH	30,400	0.00%	-3.18%	2,235,600	2,246,300	
PDR	61,800	-0.32%	-2.22%	3,485,400	3,301,500	
GAS	89,600	0.11%	-2.40%	1,123,500	1,378,500	
POW	13,200	0.76%	-0.75%	35,097,200	29,389,400	
PLX	55,500	-0.18%	-2.97%	1,733,000	1,848,400	
VIC	117,000	3.72%	9.86%	8,445,500	7,394,700	
VHM	96,300	0.10%	-2.43%	3,976,800	5,388,600	
VRE	32,600	-1.36%	-4.54%	8,235,500	9,017,000	
VNM	99,200	0.20%	-1.00%	4,325,300	5,097,900	
MSN	88,500	2.79%	2.31%	2,574,700	2,510,400	
SBT	22,200	0.68%	-4.72%	5,262,400	4,804,300	
BVH	131,600	0.00%	0.46%	665,400	1,243,400	
VJC	131,600	0.00%	0.46%	665,400	1,243,400	
FPT	77,100	-0.64%	-2.16%	2,381,500	2,650,900	
MWG	129,400	-0.54%	-1.22%	650,900	788,400	
PNJ	84,500	-0.59%	0.36%	1,774,000	1,579,900	
REE	53,200	-2.03%	-4.14%	1,318,900	1,697,800	
SSI	31,800	1.27%	-3.34%	13,414,700	14,651,100	
HPG	46,450	0.32%	-0.32%	22,874,000	24,984,600	

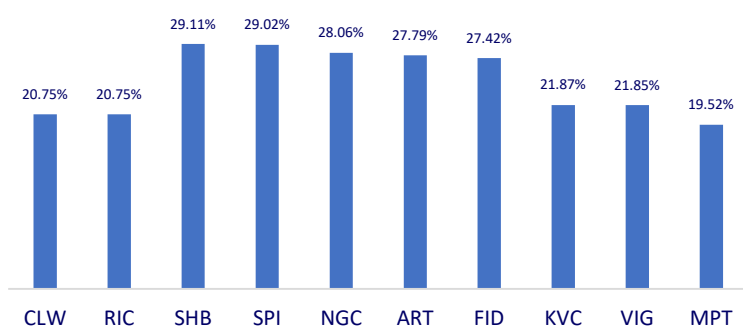
Top most traded tickers (Volume - in million)



Foreign net flow 10 nearest sessions (Billion VND)



Top increases in 3 consecutive sessions



Top decreases in 3 consecutive sessions

