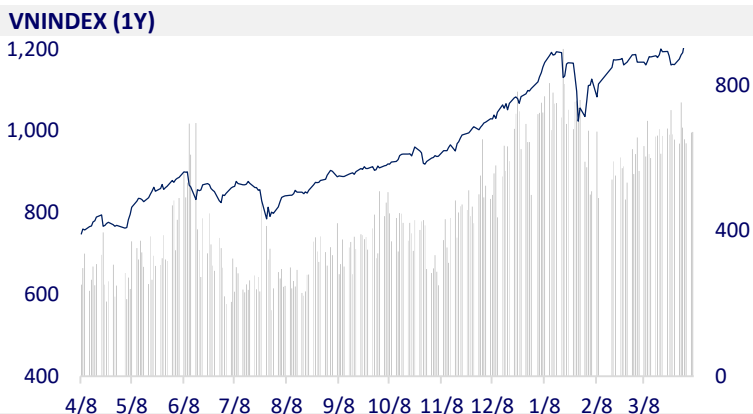
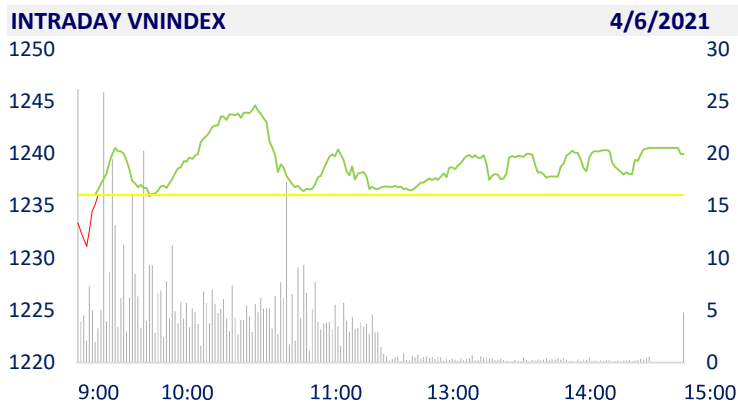
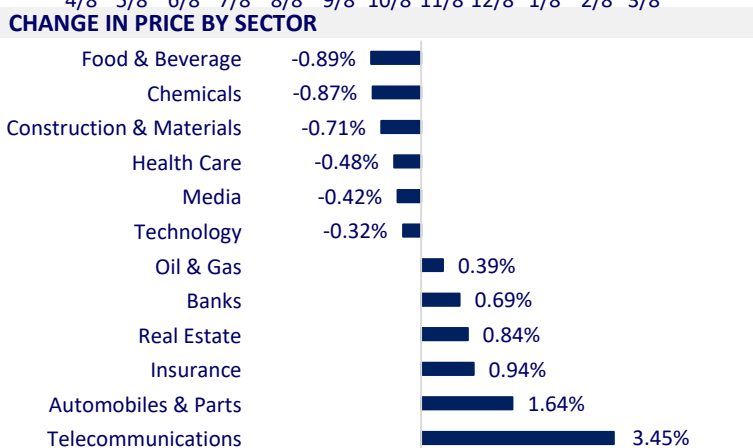


VIETNAM STOCK MARKET		1D	YTD
VN-INDEX	1,239.96	0.32%	12.78%
VN30	1,255.36	0.44%	18.61%
HNX	291.68	0.15%	47.99%
UPCOM	82.60	-0.29%	11.88%
Net Foreign buy (B)	-58.35		
Total trading value (B)	21,612.35	5.62%	26.00%

- Session 6/4: Foreign investors turned to be net sellers, VN-Index struggled before the threshold of 1,240 points. After 3 consecutive net buying sessions, foreign investors turned to a net selling with the value of 58.35 billion dong.



ETF & DERIVATIVES		1D	YTD
E1VFN30	21,040	-0.09%	11.91%
FUEMAV30	14,680	0.55%	17.16%
FUESSV30	15,640	0.26%	17.33%
FUESSV50	18,500	0.00%	17.09%
FUESSVFL	17,240	2.01%	26.30%
FUEVFN30	20,560	0.29%	19.53%
FUEVN100	16,260	1.63%	16.56%
VN30F2109	1,247.80	-0.30%	
VN30F2106	1,250.50	-0.13%	
VN30F2105	1,250.00	-0.75%	
VN30F2104	1,252.10	-0.39%	



GLOBAL MARKET		1D	YTD
Nikkei	29,696.63	-1.07%	8.21%
Shanghai	3,482.97	-0.04%	2.01%
Kospi	3,127.08	0.20%	8.83%
Hang Seng	28,938.74	0.00%	6.60%
STI (Singapore)	3,207.63	-0.07%	11.79%
SET (Thái Lan)	1,579.66	0.00%	8.99%
Crude oil (\$/barrel)	59.53	0.20%	23.25%
Gold (\$/ounce)	1,732.45	-0.19%	-8.99%

- Asian stocks were mixed, Australia made interest rate policy. In Japan, the Nikkei 225 decreased by 1.07%. Chinese market went down from the beginning with Shanghai Composite down 0.07%, Shenzhen Component down 0.05%. The Hong Kong market is on holiday. The South Korea's Kospi increased by 0.04%.

VIETNAM ECONOMY		1D (bps)	YTD (bps)
Vnibor	0.25%	-1	12
Deposit interest 12M	5.60%	0	-20
5 year-Gov. Bond	1.33%	14	11
10 year-Gov. Bond	2.18%	-12	15
USD/VND	23,190	0	0.05%
EUR/VND	27,976	0	-3.87%
CNY/VND	3,594	0	0.59%

- The Ministry of Industry and Trade is directing the Electricity - Renewable Energy Department to coordinate with agencies, units and international organizations such as the WB and ADB to find the bidding mechanism for renewable energy development to be applied after 2021. Investors will be selected in the form of bidding and the investor will set the lowest selling price for electricity from renewable energy projects.

EVENT CALENDER

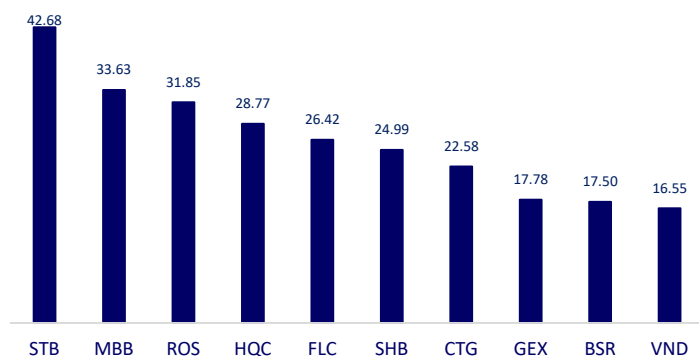
Ticker	Ex-right Date	Last register Date	Exercise Date	Type	Rate	Value
DHD	4/7/2021	4/8/2021	4/15/2021	Cash		600
GTH	4/9/2021	4/12/2021	5/7/2021	Cash		450
KKC	4/9/2021	4/12/2021	5/28/2021	Cash		700
KKC	4/9/2021	4/12/2021	5/28/2021	Cash		700
CAT	4/12/2021	4/13/2021	4/29/2021	Cash		2,000
FOC	4/13/2021	4/14/2021	4/29/2021	Cash		20,000
PRC	4/19/2021	4/20/2021	5/14/2021	Cash		500
VNC	4/23/2021	4/26/2021	5/20/2021	Cash		1,000

SELECTED NEWS

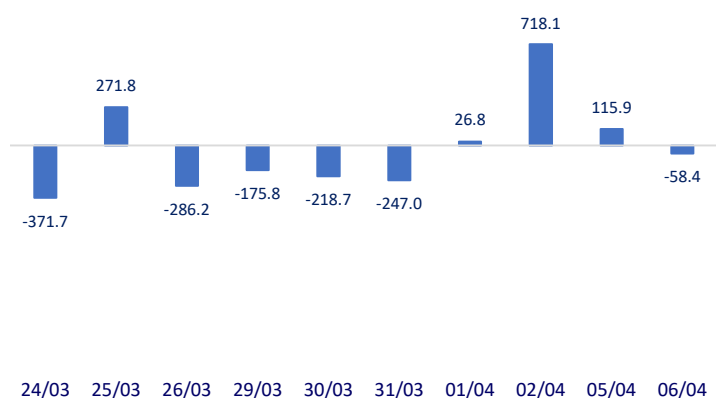
- Urgent reopening of international flights, proposing the application of 'vaccine passport' to tourists on entry
- Soc Son has a cleaner industrial park of 3,200 billion VND
- PMI ASEAN in March reached 50.8 points, with Vietnam having the highest increase
- US sanctions are often counterproductive and benefit China
- Global virtual currency capitalization set a new peak at \$ 2,000 billion
- The Thailand's debt is at a record high

	Close	1D	5D	Buying vol.	Selling vol.	Content
VCB	101,900	-0.10%	7.49%	3,263,100	3,995,900	- MBB: In Q1, consolidated bank's profit was estimated at over 4,570 billion dong, 2.1 times higher than the same period in 2020. The profit of the single bank was also 2 times higher than the same period, reaching 4,100. billion VND, the number of new customers is approximately 60% of the whole year 2020
BID	45,750	0.44%	6.77%	8,324,400	8,578,200	
CTG	43,000	2.38%	6.44%	45,284,900	35,507,400	
TCB	42,200	1.69%	5.37%	28,599,400	27,746,400	
VPB	46,450	0.00%	3.34%	6,249,400	7,653,400	
MBB	31,400	3.29%	10.95%	76,554,400	56,801,600	
HDB	27,600	-0.18%	5.34%	8,130,500	10,823,900	
TPB	28,150	-0.88%	1.26%	8,936,400	10,707,200	
STB	22,750	-1.73%	10.98%	70,817,000	92,490,500	
NVL	86,800	1.52%	7.56%	4,549,000	6,026,600	
TCH	25,900	5.50%	13.60%	20,117,400	16,526,300	
KDH	30,950	0.81%	1.81%	3,056,800	3,184,100	- Closing the session on April 5, Brent and WTI both dropped. Brent oil futures fell 4.8%, to \$61.78/barrel. WTI oil futures price fell 5.2%, to \$58.24/barrel
PDR	67,800	-0.29%	9.71%	3,757,700	3,999,600	
GAS	89,700	0.34%	0.11%	1,398,200	3,177,200	- All 3 stocks of Vingroup were net bought by foreign investors today, with the highest value belonged to VIC with more than 140 billion dong.
POW	13,450	-1.47%	1.89%	23,310,400	35,016,500	
PLX	55,800	-0.18%	0.54%	2,120,800	2,318,800	
VIC	127,000	2.17%	8.55%	3,448,500	3,207,400	- MSN: SK Group revealed that an investment branch in Southeast Asia has signed an agreement to buy 16.3% shares in VinCommerce for \$ 410 million.
VHM	101,700	0.00%	5.61%	3,032,100	5,382,600	
VRE	35,000	1.45%	7.36%	15,168,100	18,088,100	- HPG: announced sales volume of over 1 million tons of steel products, including steel billets, construction steel, hot rolled coil (HRC), steel pipes and galvanized steel in March, sharply increased compared to same period last year and last month. This is the record sales in 1 month of Hoa Phat ever.
VNM	101,500	-1.07%	2.32%	5,100,800	7,274,300	
MSN	91,900	-1.18%	3.84%	2,342,700	6,375,800	
SBT	22,500	-0.88%	1.35%	3,785,900	6,442,900	
BVH	133,000	0.53%	1.06%	687,300	1,134,500	
VJC	133,000	0.53%	1.06%	687,300	1,134,500	- HPG: announced sales volume of over 1 million tons of steel products, including steel billets, construction steel, hot rolled coil (HRC), steel pipes and galvanized steel in March, sharply increased compared to same period last year and last month. This is the record sales in 1 month of Hoa Phat ever.
FPT	79,400	-0.25%	2.98%	2,589,300	3,462,900	
MWG	133,300	-0.60%	3.01%	1,588,200	1,997,100	- HPG: announced sales volume of over 1 million tons of steel products, including steel billets, construction steel, hot rolled coil (HRC), steel pipes and galvanized steel in March, sharply increased compared to same period last year and last month. This is the record sales in 1 month of Hoa Phat ever.
PNJ	89,000	0.23%	5.33%	689,300	904,500	
REE	53,300	-0.56%	0.19%	716,800	1,107,700	- HPG: announced sales volume of over 1 million tons of steel products, including steel billets, construction steel, hot rolled coil (HRC), steel pipes and galvanized steel in March, sharply increased compared to same period last year and last month. This is the record sales in 1 month of Hoa Phat ever.
SSI	35,000	0.00%	10.06%	29,494,800	33,253,400	
HPG	49,400	0.20%	6.35%	25,776,500	26,953,400	

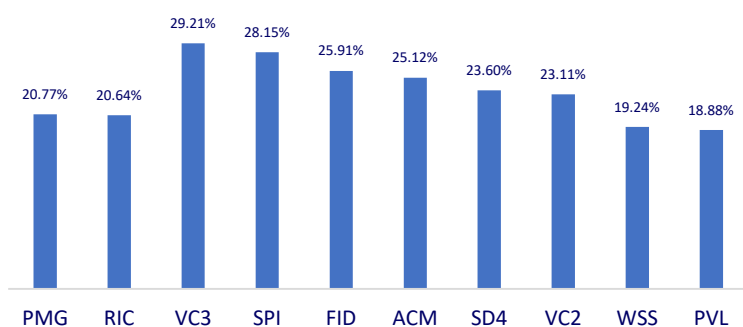
Top most traded tickers (Volume - in million)



Foreign net flow 10 nearest sessions (Billion VND)



Top increases in 3 consecutive sessions



Top decreases in 3 consecutive sessions

