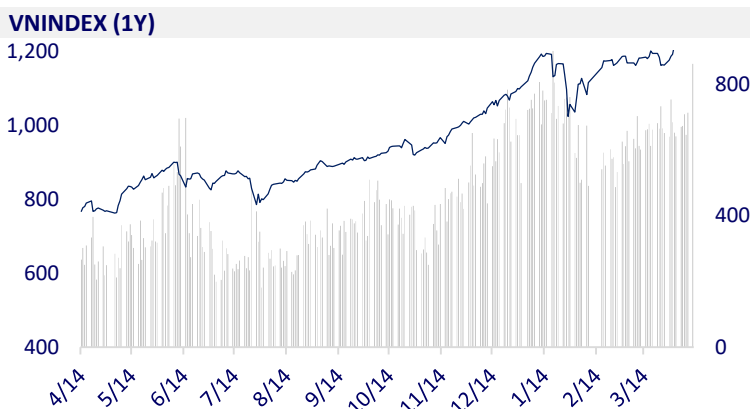


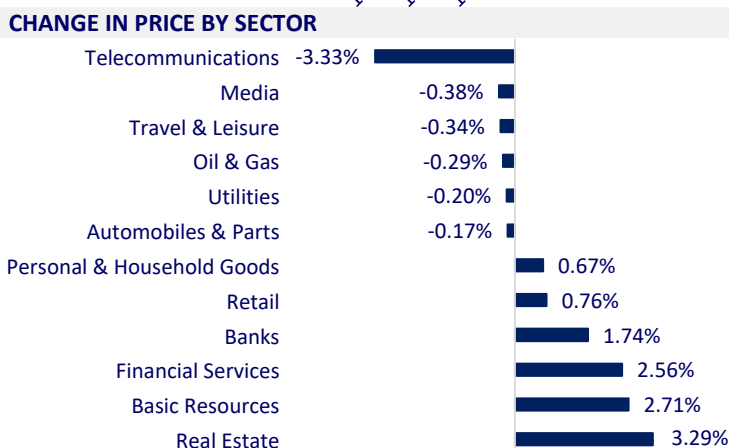
VIETNAM STOCK MARKET		1D	YTD
VN-INDEX	1,252.45	1.69%	13.91%
VN30	1,278.19	1.99%	20.77%
HNX	295.53	0.59%	49.94%
UPCOM	84.10	1.31%	13.91%
Net Foreign buy (B)	-47.01		
Total trading value (B)	25,677.64	18.01%	49.70%

- Foreign investors' trade is the point unless they continue to net sell more than 47 billion dong on the whole market, the selling force focuses on stocks like VPB (-96.8 billion dong), VCB (-90.8 billion dong), GAS (-85.2 billion), CTG (-77.3 billion) ...



ETF & DERIVATIVES		1D	YTD
E1VFN30	21,470	2.24%	14.20%
FUEMAV30	14,820	0.41%	18.28%
FUESSV30	15,900	1.92%	19.28%
FUESSV50	18,700	2.75%	18.35%
FUESSVFL	17,510	2.04%	28.28%
FUEVFN30	21,110	1.64%	22.73%
FUEVN100	16,280	0.80%	16.70%

VN30F2109	1,273.40	2.12%	
VN30F2106	1,272.20	1.80%	
VN30F2105	1,272.50	1.87%	
VN30F2104	1,274.60	1.81%	



GLOBAL MARKET		1D	YTD
Nikkei	29,538.73	-0.77%	7.63%
Shanghai	3,412.95	-1.09%	-0.04%
Kospi	3,135.59	0.12%	9.12%
Hang Seng	28,396.00	-0.98%	4.60%
STI (Singapore)	3,173.93	-0.33%	10.62%
SET (Thái Lan)	1,541.12	-1.61%	6.33%
Crude oil (\$/barrel)	59.98	0.60%	24.18%
Gold (\$/ounce)	1,741.80	-0.15%	-8.50%

- Asian stocks were mixed, Alibaba shares surged after being fined a record. In Japan, the Nikkei 225 decreased by 0.77%. Chinese market went down with Shanghai Composite down 1.09%. Hong Kong's Hang Seng decreased by 0.98%. The South Korea's Kospi increased by 0.12%.

VIETNAM ECONOMY		1D (bps)	YTD (bps)
Vnibor	0.31%	1	18
Deposit interest 12M	5.60%	0	-20
5 year-Gov. Bond	1.34%	14	12
10 year-Gov. Bond	2.14%	-14	11
USD/VND	23,168	0	-0.04%
EUR/VND	28,171	0	-3.20%
CNY/VND	3,594	0	0.59%

- Data from the General Statistics Office showed that as of March 19, money supply growth of the whole market was estimated at 1.5% and capital mobilization growth was only 0.54% compared to the end of last year. Low savings interest rates have caused cash flow to shift to investment channels other than deposits such as real estate, securities ...

EVENT CALENDER

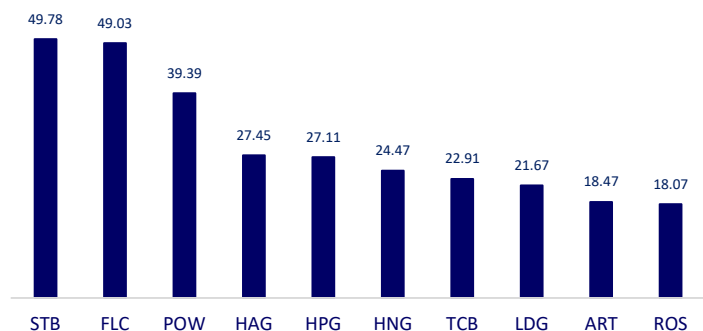
Ticker	Ex-right Date	Last register Date	Exercise Date	Type	Rate	Value
FOC	4/13/2021	4/14/2021	4/29/2021	Cash		20,000
BSH	4/13/2021	4/14/2021	4/28/2021	Cash		1,000
CFC	4/14/2021	4/15/2021	4/29/2021	Cash		1,000
DAG	4/14/2021	4/15/2021	4/28/2021	Stock	0.15	
HAC	4/15/2021	4/16/2021	4/29/2021	Cash		800
DTV	4/15/2021	4/16/2021	4/29/2021	Cash		1,500
PRC	4/19/2021	4/20/2021	5/14/2021	Cash		500
VNC	4/23/2021	4/26/2021	5/20/2021	Cash		1,000

SELECTED NEWS

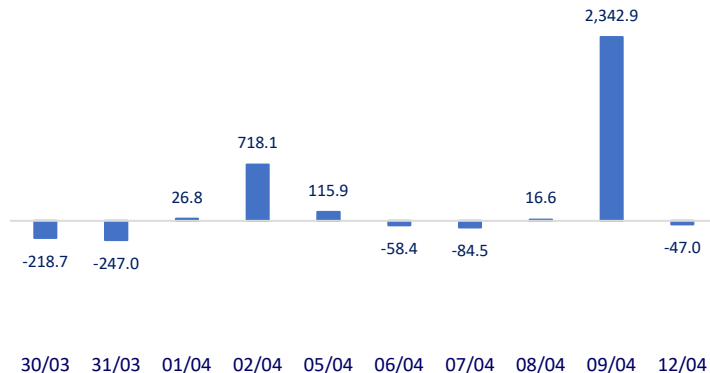
- Cash flow into the bank shows signs of slowing down
- The Ministry of Transport agreed to soon build an intersection at An Phu, Thu Duc city
- Quang Tri proposed to start an airport project of 8,014 billion VND in early September
- It is difficult for Fed to raise interest rates this year despite the rapid economic recovery
- The US trade deficit with China may widen because of Mr. Biden's \$ 1,900 billion bailout package
- ECB urges Eurozone countries to act to soon implement the Recovery Fund

	Close	1D	5D	Buying vol.	Selling vol.	Content
VCB	98,900	1.44%	-3.04%	4,237,800	4,020,800	- Since 2010, there has never been a wave of increasing capital of hot banks like now: strongly and simultaneously. According to observations, there are about 20 banks want to increase their charter capital this year. MB is currently the bank with the strongest capital increase plan this year, increasing by more than 10,600b to 38,675b, or up to 38%. Next is BIDV's new plan to increase capital by more than 8,000b to 48,524b. The Bank will increase capital from stock dividends and private/public offerings.
BID	44,750	1.02%	-1.76%	8,798,600	7,679,700	
CTG	43,200	1.65%	2.86%	23,388,700	21,767,300	
TCB	42,150	1.32%	1.57%	25,072,500	24,762,400	
VPB	49,000	3.81%	5.49%	20,524,800	16,395,300	
MBB	31,650	0.96%	4.11%	29,759,600	28,799,300	
HDB	27,900	-0.36%	0.90%	16,759,200	18,421,800	- KDH: In 2021, target profit is 1,200 billion dong, plan to pay 10% dividend by shares and issue 8.4 million ESOP shares.
TPB	29,150	1.22%	2.64%	12,043,200	13,591,300	
STB	23,450	3.30%	1.30%	89,767,100	83,814,200	
NVL	95,300	5.89%	11.46%	6,339,400	5,519,400	
TCH	25,900	-1.89%	5.50%	35,966,300	30,940,200	- POW: In the first quarter, PV Power estimated revenue was 7,783 billion dong, down 2% and profit after tax was 720 billion dong, up 43% same period last year.
KDH	32,100	0.78%	4.56%	2,757,900	3,346,800	
PDR	68,300	-0.44%	0.44%	3,397,000	3,378,500	
GAS	87,900	-1.01%	-1.68%	3,089,100	3,567,400	- VIC: was the leader among the top stocks that were net bought by foreign investors today, with a value of nearly 111 billion dong.
POW	14,250	3.26%	4.40%	65,633,200	71,084,100	
PLX	55,900	0.00%	0.00%	3,175,200	3,080,100	
VIC	132,000	5.68%	6.19%	5,579,100	4,986,100	- VNM: Vinamilk sets a plan for 2021 to go sideways, pay 29% dividend and will plan pay third dividend of 2020 of 11%, at the end of June 2021.
VHM	101,800	2.93%	0.10%	4,773,200	5,852,900	
VRE	35,300	0.86%	2.32%	7,735,800	10,863,100	
VNM	100,000	0.20%	-2.53%	6,846,200	6,492,500	- BVH: Head of the Supervisory Board of BVH, Mr. Ong Tien Hung registered to sell 43,790 shares. Expected trading time is from April 13, 2021 to May 10, 2021
MSN	91,900	-0.22%	-1.18%	2,294,800	3,117,200	
SBT	22,500	-0.88%	-0.88%	6,825,700	7,970,600	
BVH	131,800	0.00%	-0.38%	778,500	1,462,400	
VJC	131,800	0.00%	-0.38%	778,500	1,462,400	
FPT	82,100	0.00%	3.14%	3,524,100	3,804,700	
MWG	134,900	1.20%	0.60%	1,371,400	1,583,400	
PNJ	91,800	1.66%	3.38%	1,364,400	1,246,600	
REE	53,600	0.19%	0.00%	1,173,200	1,347,300	
SSI	36,500	3.55%	4.29%	30,798,600	30,359,000	
HPG	51,200	3.33%	3.85%	44,382,700	39,973,800	

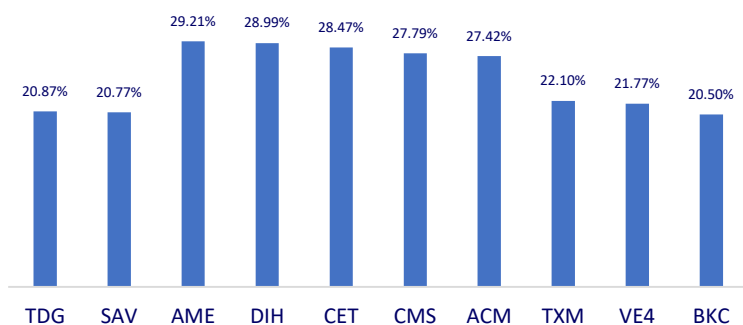
Top most traded tickers (Volume - in million)



Foreign net flow 10 nearest sessions (Billion VND)



Top increases in 3 consecutive sessions



Top decreases in 3 consecutive sessions

