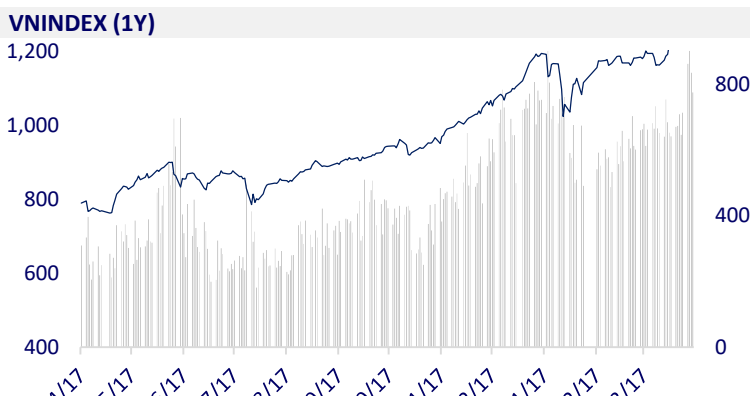
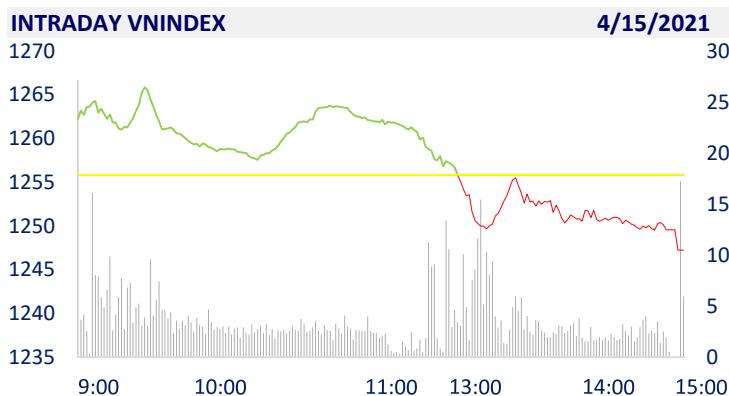


VIETNAM STOCK MARKET		1D	YTD
VN-INDEX	1,247.25	-0.69%	13.44%
VN30	1,284.20	-0.51%	21.34%
HNX	296.12	0.44%	50.24%
UPCOM	82.70	-0.84%	12.01%
Net Foreign buy (B)	-842.18		
Total trading value (B)	24,694.62	7.82%	43.97%

- Foreign investors continued to be net sellers on all 3 exchanges with a total value of 842 billion VND, the selling focused mainly on VHM (-298.1 billion VND), E1VFN30 (-111.7 billion VND), GAS (-74, 4 billion) ...



ETF & DERIVATIVES		1D	YTD
E1VFN30	21,590	2.27%	14.84%
FUEMAV30	14,980	-0.33%	19.55%
FUESSV30	16,100	0.63%	20.78%
FUESSV50	18,700	-1.06%	18.35%
FUESSVFL	17,160	-1.38%	25.71%
FUEVFN30	21,100	0.48%	22.67%
FUEVN100	16,700	1.21%	19.71%

VN30F2109	1,281.70	-0.37%	
VN30F2106	1,281.00	1.58%	
VN30F2105	1,280.10	-0.77%	
VN30F2104	1,283.90	-0.63%	



GLOBAL MARKET		1D	YTD
Nikkei	29,642.69	-0.11%	8.01%
Shanghai	3,398.99	-0.52%	-0.45%
Kospi	3,194.33	0.38%	11.17%
Hang Seng	28,765.00	-0.39%	5.96%
STI (Singapore)	3,184.77	0.17%	11.00%
SET (Thái Lan)	1,541.12	0.00%	6.33%
Crude oil (\$/barrel)	62.72	-0.24%	29.86%
Gold (\$/ounce)	1,747.50	0.75%	-8.20%

- Asian stocks are mixed after Wall Street left the top. In Japan, the Nikkei 225 decreased by 0.11%. The Chinese market dropped from the beginning with the Shanghai Composite down 0.52% and the Shenzhen Component down 0.42%. Hong Kong's Hang Seng decreased by 0.39%. The South Korea's Kospi increased by 0.38%.

VIETNAM ECONOMY		1D (bps)	YTD (bps)
Vnibor	0.41%	-2	28
Deposit interest 12M	5.60%	0	-20
5 year-Gov. Bond	1.36%	-4	14
10 year-Gov. Bond	2.23%	-1	20
USD/VND	23,168	0	-0.04%
EUR/VND	28,343	0	-2.61%
CNY/VND	3,605	0	0.90%

- Textile and Apparel Association: Textile exports have orders until the end of the second quarter and the end of the year. Textile and garment export turnover in the first quarter reached \$7.2b, an increase of more than 1% over the same period last year. The average production index of the textile industry increased by 5.1% over the same period in 2020 and the apparel manufacturing index increased by 1.4% over the same period last year.

**EVENT CALENDER**

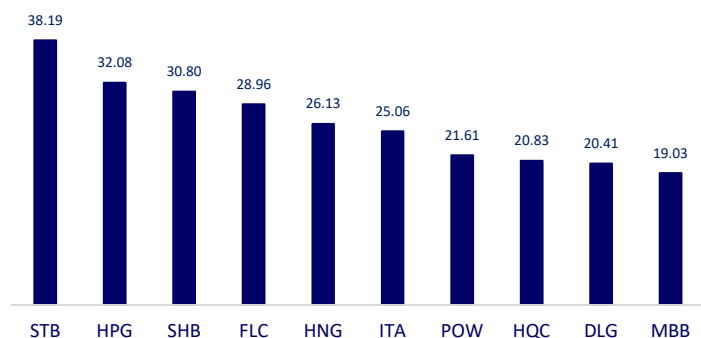
Ticker	Ex-right Date	Last register Date	Exercise Date	Type	Rate	Value
SDK	4/16/2021	4/19/2021	5/19/2021	Cash		3,000
CVT	4/19/2021	4/20/2021	5/6/2021	Cash		2,000
PRC	4/19/2021	4/20/2021	5/14/2021	Cash		500
BKH	4/19/2021	4/20/2021	5/7/2021	Cash		1,500
BAX	4/23/2021	4/26/2021	7/26/2021	Cash		13,093
VNC	4/23/2021	4/26/2021	5/20/2021	Cash		1,000
SED	4/27/2021	4/28/2021	5/18/2021	Cash		1,400
TNB	4/28/2021	4/29/2021	6/21/2021	Cash		1,000

## SELECTED NEWS

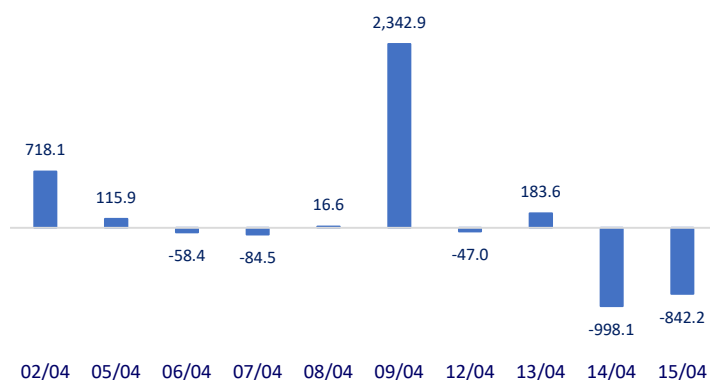
- Textile and Apparel Association: Textile exports have orders until the end of the second quarter and the end of the year
- Real estate credit balance reaches VND 1.85 million
- Bancassurance boom: 40% of new premiums come from banks
- The Fed President calls cryptocurrencies a vehicle for speculation
- Europe's economic recovery is under threat
- Cambodia blockade the capital Phnom Penh

	Close	1D	5D	Buying vol.	Selling vol.	Content
VCB	97,500	-1.22%	-2.50%	3,366,100	4,640,200	- Bancassurance boom: 40% of new premiums come from banks. The strong growth in the bancassurance distribution channel in recent years is mainly due to the increasing number of exclusive handshake deals between insurance and banks. Most recently, MSB officially expanded its cooperation relationship from 2013 with Prudential Vietnam to a monopoly in 15 years. Before that, ACB also shook hands with Sunlife, Manulife with Vietinbank, or FWD and Vietcombank.
BID	43,050	-2.16%	-3.91%	5,891,700	6,694,300	
CTG	42,200	-1.29%	-0.94%	23,046,000	28,025,300	
TCB	40,900	-2.15%	-2.50%	20,932,300	24,576,800	
VPB	50,000	-0.20%	7.07%	11,955,200	13,706,300	
MBB	30,600	-2.08%	-1.92%	28,845,500	31,234,400	
HDB	27,350	-1.97%	-2.50%	8,423,400	12,341,700	- NVL: NVL was the focus of most net buying by foreign investors today with the value of 112.5 billion dong.
TPB	28,800	-2.87%	-0.35%	8,712,100	11,735,200	
STB	22,350	-2.40%	0.68%	63,123,600	67,819,800	
NVL	102,500	2.40%	15.43%	8,759,700	6,781,200	
TCH	23,950	-2.24%	-7.88%	10,720,100	18,033,700	- GAS: lowest 5-year profit expected with total consolidated revenue in 2021 of 70,169 billion, up 9% compared to the result in 2020.
KDH	31,100	-1.89%	-0.96%	4,195,400	5,704,600	
PDR	67,600	0.00%	-1.60%	3,941,200	3,284,800	
GAS	86,000	-0.58%	-3.37%	2,218,800	2,733,800	- VIC: Invested in Fiscus Consultancy Pte. Ltd. was established in January 2015, in Singapore with the main business lines of consulting and financial management.
POW	13,400	-2.90%	-2.90%	36,901,500	47,705,100	
PLX	54,400	-1.45%	-2.68%	3,184,800	4,499,100	
VIC	140,900	0.64%	12.36%	4,898,300	5,242,200	- SBT: Want to mobilize 1,200 billion dong of bonds, the issuance time is expected to be issued in the second quarter of 2021.
VHM	101,200	0.70%	1.50%	12,429,600	13,751,900	
VRE	34,000	-2.86%	-3.68%	8,764,200	13,514,200	
VNM	99,100	-0.20%	-0.80%	5,497,700	8,048,700	- REE: In 2021 business plan, REE targets the electricity segment to contribute 23% of revenue and 37% of profit after tax, up 37% and down 3.6% year-on-year, respectively.
MSN	100,000	-0.70%	7.53%	4,513,800	5,931,300	
SBT	22,000	-1.12%	-2.87%	4,670,900	5,498,700	
BVH	131,700	-0.23%	-0.98%	979,700	1,478,600	
VJC	131,700	-0.23%	-0.98%	979,700	1,478,600	
FPT	80,000	-1.23%	0.50%	3,265,500	3,617,200	
MWG	133,700	-1.26%	-0.22%	1,524,400	2,221,100	
PNJ	92,000	0.55%	3.95%	1,350,800	1,285,300	
REE	51,700	-2.27%	-2.08%	930,000	1,070,000	
SSI	34,850	-3.06%	-0.99%	30,216,400	39,364,700	
HPG	54,500	2.83%	10.44%	57,166,500	54,309,700	

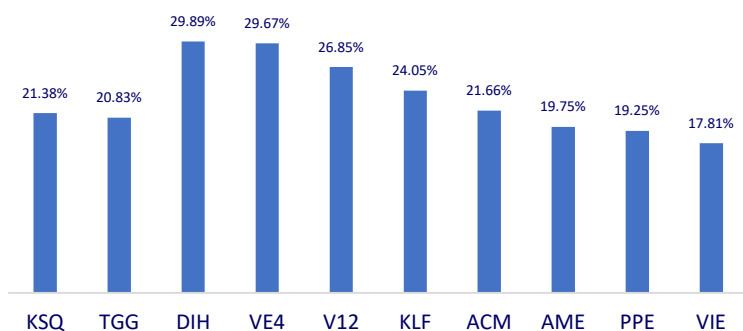
Top most traded tickers (Volume - in million)



Foreign net flow 10 nearest sessions (Billion VND)



Top increases in 3 consecutive sessions



Top decreases in 3 consecutive sessions

