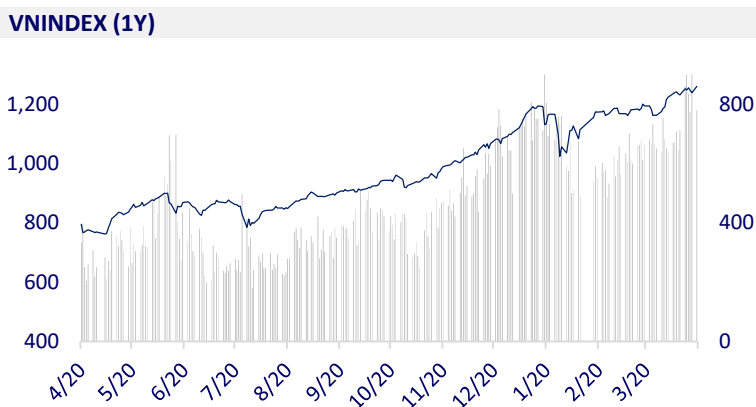
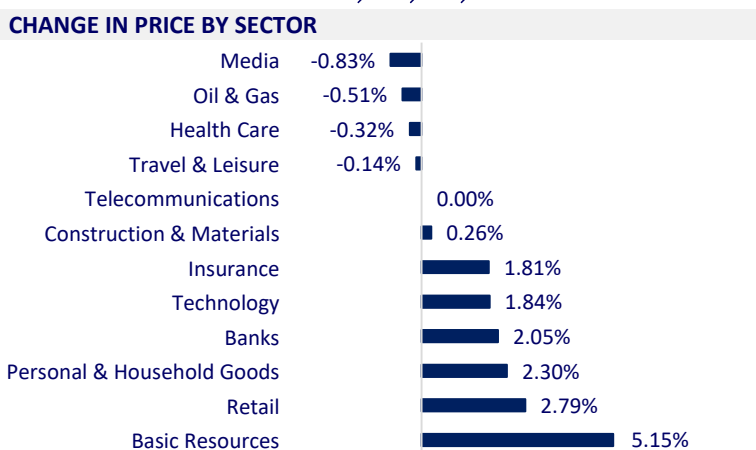


VIETNAM STOCK MARKET		1D	YTD
VN-INDEX	1,260.58	1.77%	14.65%
VN30	1,306.22	2.30%	23.42%
HNX	295.75	0.90%	50.05%
UPCOM	81.99	0.24%	11.05%
Net Foreign buy (B)	-756.49		
Total trading value (B)	23,052.71	-13.66%	34.39%

- Foreigners were net sellers on all 3 exchanges with a total value of 756 billion dong. The selling focused on Bluechips such as VNM (-262.8 billion), VHM (-145.03 billion dong), MBB (-85.5 billion dong) ...



ETF & DERIVATIVES		1D	YTD
E1VFN30	21,980	2.23%	16.91%
FUEMAV30	14,930	-2.10%	19.15%
FUESSV30	16,220	1.69%	21.68%
FUESSV50	19,000	2.15%	20.25%
FUESSVFL	17,150	2.08%	25.64%
FUEVFN30	21,000	0.10%	22.09%
FUEVN100	16,560	0.00%	18.71%
VN30F2112	1,309.10	2.68%	
VN30F2109	1,309.80	2.33%	
VN30F2106	1,316.90	3.41%	
VN30F2105	1,312.00	2.19%	



GLOBAL MARKET		1D	YTD
Nikkei	29,685.37	0.11%	8.17%
Shanghai	3,477.55	1.49%	1.85%
Kospi	3,198.84	0.01%	11.32%
Hang Seng	29,117.00	0.84%	7.26%
STI (Singapore)	3,209.72	0.25%	11.87%
SET (Thái Lan)	1,574.91	1.68%	8.66%
Crude oil (\$/barrel)	63.12	-0.11%	30.68%
Gold (\$/ounce)	1,785.85	0.52%	-6.19%

- Asian stocks rallied, Ant Group refused to let Jack Ma leave. The Chinese market reversed and went up with the Shanghai Composite up 1.49% and the Shenzhen Component up 2.8%. Hong Kong's Hang Seng increased by 0.84%. In Japan, the Nikkei 225 increased by 0.11%. Korean market with Kospi increased 0.01%.

VIETNAM ECONOMY		1D (bps)	YTD (bps)
Vnibor	0.43%	2	30
Deposit interest 12M	5.60%	0	-20
5 year-Gov. Bond	1.34%	-5	12
10 year-Gov. Bond	2.18%	-5	15
USD/VND	23,178	0	0.00%
EUR/VND	28,483	0	-2.13%
CNY/VND	3,616	0	1.20%

- The Ministry of Foreign Affairs has officially spoken about the US Department of Finance announced the report "Macroeconomic policies and foreign exchange of major trading partners of the US" on April 16, in which Vietnam is no longer attached. The label is the currency manipulator.

EVENT CALENDER

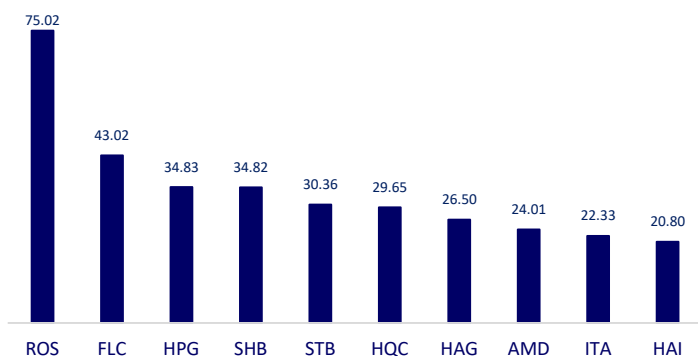
Ticker	Ex-right Date	Last register Date	Exercise Date	Type	Rate	Value
BAX	4/23/2021	4/26/2021	7/26/2021	Cash		13,093
VNC	4/23/2021	4/26/2021	5/20/2021	Cash		1,000
SED	4/27/2021	4/28/2021	5/18/2021	Cash		1,400
TNB	4/28/2021	4/29/2021	6/21/2021	Cash		1,000
SAF	4/28/2021	4/29/2021	5/14/2021	Cash		3,000
NAV	4/28/2021	4/29/2021	5/20/2021	Cash		800
PSC	5/4/2021	5/5/2021	5/28/2021	Cash		1,200
TDS	5/7/2021	5/10/2021	5/28/2021	Cash		1,000

SELECTED NEWS

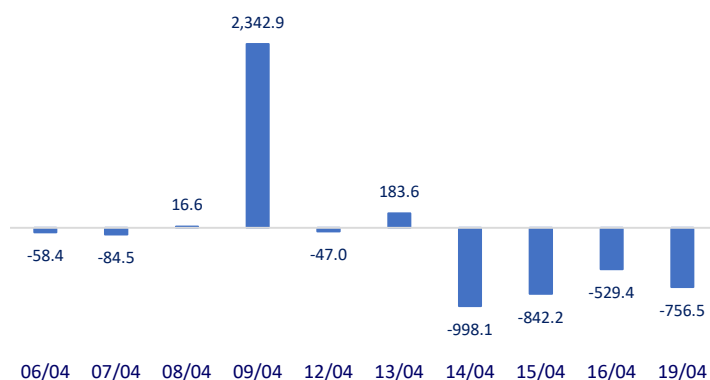
- Dong Nai will pay an additional 1,200 billion in compensation for Long Thanh airport
- Governor: Credit balance/GDP is over 140%, controlling loans to real estate and securities
- The US took Vietnam out of the list of currency manipulation
- Asia is moving from 'factories' to 'creative industrial hubs' of the world
- The world still needs hundreds of billions of barrels of crude oil by 2050
- China turned on the green light for commercial banks to collect hundreds of tons of gold

	Close	1D	5D	Buying vol.	Selling vol.	Content
VCB	98,500	2.28%	-0.40%	2,178,500	2,167,700	- CTG: In annual shareholder meeting 2021, credit balance growth plan of 6-12%, capital mobilized from economic organizations and residents in accordance with expected capital use of 8-12%. Individual profit in 2020 is expected to be 16,800 billion dong.
BID	43,000	2.38%	-3.91%	6,633,100	4,925,300	
CTG	42,500	1.19%	-1.62%	27,311,700	27,649,200	
TCB	41,600	2.84%	-1.30%	19,209,600	19,091,600	
VPB	49,550	1.23%	1.12%	10,514,200	8,716,000	
MBB	30,500	0.99%	-3.63%	26,980,400	22,740,000	
HDB	27,300	2.44%	-2.15%	6,458,900	7,628,700	
TPB	28,300	2.17%	-2.92%	7,625,100	7,714,500	
STB	22,900	3.62%	-2.35%	58,524,500	50,081,000	
NVL	109,000	0.93%	14.38%	5,932,300	6,155,800	
TCH	23,350	1.74%	-9.85%	13,071,500	12,750,500	
KDH	33,100	5.41%	3.12%	11,639,200	10,760,900	- PLX: In 2021, PLX plans to have a flat profit before tax with nearly 190 billion dong. BLD continues to forecasts that the asphalt segment will grow strongly in 2022 and 2023.
PDR	75,900	6.90%	11.13%	8,232,500	5,591,700	
GAS	87,200	1.40%	-0.80%	1,040,600	1,282,700	
POW	13,100	-0.76%	-8.07%	23,809,400	24,837,100	- VIC: Vingroup issued 500 million USD of international bonds, option to receive VHM shares at 123,000 VND/share.
PLX	52,500	-0.57%	-6.08%	2,469,400	2,255,400	
VIC	144,000	0.70%	9.09%	4,041,800	4,116,000	- VNM: VNM was the focus of net selling of foreign investors today with the value of nearly 263 billion dong.
VHM	104,500	3.47%	2.65%	13,687,100	13,425,000	
VRE	33,950	0.00%	-3.82%	8,223,100	7,504,100	- PNJ: Total revenue in the first quarter was about VND 7,217 billion, up 43% over the same period in 2020 and up 30% over the same period in 2019. The company plans to achieve net revenue in 2021 to reach 21,006 billion, up 20%; profit after tax is 1,230 billion dong, up by 15%. Thus, after the first quarter of the year, PNJ has implemented 34% of the revenue plan and 43% of the profit after tax plan.
VNM	96,100	-0.83%	-3.90%	11,004,400	9,115,500	
MSN	107,100	6.99%	16.54%	10,455,100	8,025,000	
SBT	21,600	-1.82%	-4.00%	3,881,300	5,732,100	
BVH	129,200	0.16%	-1.97%	748,800	1,225,800	
VJC	129,200	0.16%	-1.97%	748,800	1,225,800	
FPT	81,500	2.26%	-0.73%	3,809,500	4,136,200	
MWG	137,400	2.54%	1.85%	2,004,100	1,885,900	
PNJ	94,000	3.41%	2.40%	1,954,200	2,317,200	
REE	52,700	3.33%	-1.68%	1,028,600	830,600	
SSI	34,800	2.35%	-4.66%	20,341,600	19,626,900	
HPG	57,800	5.86%	12.89%	63,216,400	53,050,700	

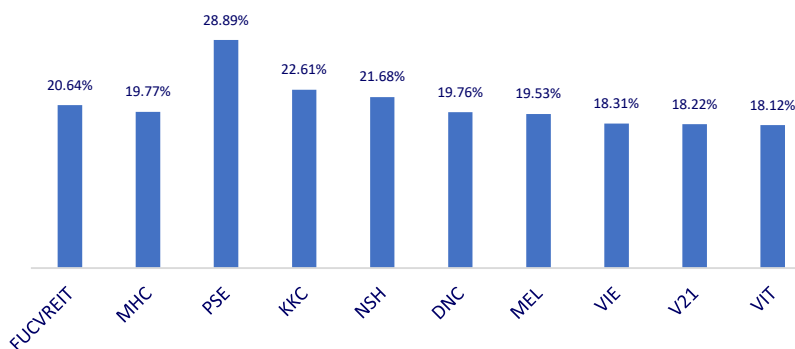
Top most traded tickers (Volume - in million)



Foreign net flow 10 nearest sessions (Billion VND)



Top increases in 3 consecutive sessions



Top decreases in 3 consecutive sessions

