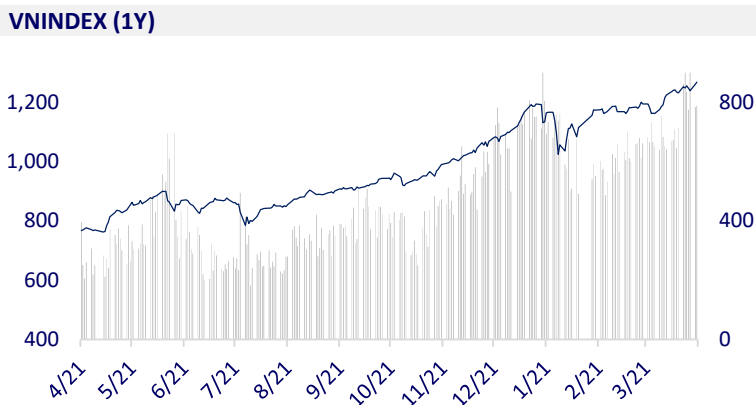
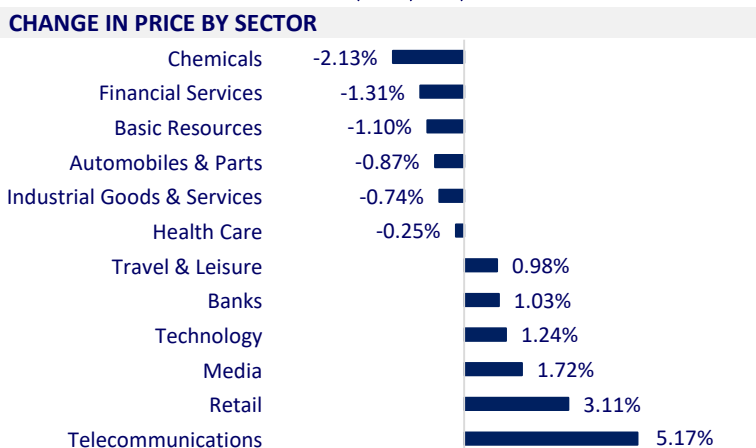


VIETNAM STOCK MARKET		1D	YTD
VN-INDEX	1,268.28	0.61%	15.35%
VN30	1,312.37	0.47%	24.00%
HNX	296.48	0.25%	50.42%
UPCOM	81.73	-0.32%	10.70%
Net Foreign buy (B)	-564.23		
Total trading value (B)	27,061.32	17.39%	57.76%

- Foreign investors continued to net sell nearly 564 billion dong on the whole market, the selling focused on Bluechips such as VHM (-340.4 billion), VNM (-129.4 billion dong), CTG (-117.7 billion dong). VND), HPG (-103.2 billion VND) ...



ETF & DERIVATIVES		1D	YTD
E1VFN30	22,380	1.82%	19.04%
FUEMAV30	15,160	1.54%	20.99%
FUESSV30	16,360	0.86%	22.73%
FUESSV50	19,500	2.63%	23.42%
FUESSVFL	17,150	0.00%	25.64%
FUEVFN30	21,000	0.00%	22.09%
FUEVN100	17,000	2.66%	21.86%



VN30F2112	1,297.90	-0.86%
VN30F2109	1,296.50	-1.02%
VN30F2106	1,299.10	-1.35%
VN30F2105	1,300.00	-0.91%

GLOBAL MARKET		1D	YTD
Nikkei	29,100.38	-0.22%	6.03%
Shanghai	3,472.94	-0.13%	1.71%
Kospi	3,220.70	0.68%	12.08%
Hang Seng	29,122.12	0.64%	7.28%
STI (Singapore)	3,192.17	-0.55%	11.26%
SET (Thái Lan)	1,580.04	0.33%	9.02%
Crude oil (\$/barrel)	64.02	0.82%	32.55%
Gold (\$/ounce)	1,768.65	-0.01%	-7.09%

- Asian stocks were mixed as US Stocks fell from record highs. In the Chinese market, the Shanghai Composite decreased 0.13%. Hong Kong's Hang Seng increased 0.64%. In Japan, the Nikkei 225 decreased by 0.22%. The Korean market was in the opposite direction with the Kospi up 0.68%.

VIETNAM ECONOMY		1D (bps)	YTD (bps)
Vnibor	0.43%	0	30
Deposit interest 12M	5.60%	0	-20
5 year-Gov. Bond	1.24%	-10	2
10 year-Gov. Bond	2.34%	16	31
USD/VND	23,178	0	0.00%
EUR/VND	28,539	0	-1.94%
CNY/VND	3,622	0	1.37%

- VEPR raises its GDP growth forecast for Vietnam in 2021 to 6-6.3%. According to this organization, Vietnam needs to stabilize the macro economy and diversify import and export markets.

EVENT CALENDER

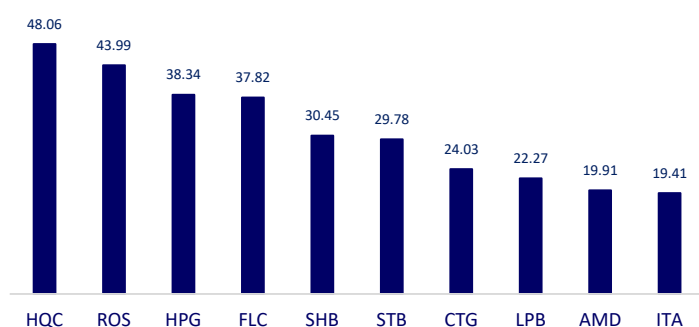
Ticker	Ex-right Date	Last register Date	Exercise Date	Type	Rate	Value
BAX	4/23/2021	4/26/2021	7/26/2021	Cash		13,093
VNC	4/23/2021	4/26/2021	5/20/2021	Cash		1,000
SED	4/27/2021	4/28/2021	5/18/2021	Cash		1,400
TNB	4/28/2021	4/29/2021	6/21/2021	Cash		1,000
SAF	4/28/2021	4/29/2021	5/14/2021	Cash		3,000
NAV	4/28/2021	4/29/2021	5/20/2021	Cash		800
PSC	5/4/2021	5/5/2021	5/28/2021	Cash		1,200
TDS	5/7/2021	5/10/2021	5/28/2021	Cash		1,000

SELECTED NEWS

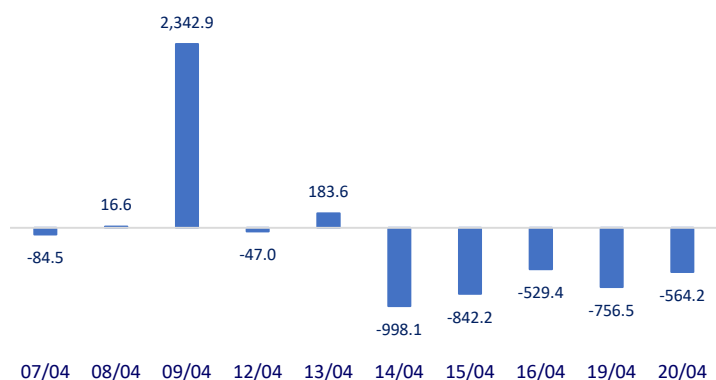
- The return of the trend of FDI enterprises in miniature, "satellite" FDI and risks for Vietnam's economy
- Approving the project of building a logistics center in Vung Ang economic zone
- Hanoi and TP. HCM continuously accounts for over 70% of the country's e-commerce scale
- 3 major hurdles to meet if you want to list in the US through SPAC: Information disclosure, internal control and pricing
- Global consumers save 5.4 trillion USD, the world economy waits for a moment of spending boom
- The world is increasingly 'thirsty' for chips and this is a difficult problem

	Close	1D	5D	Buying vol.	Selling vol.	Content
VCB	103,000	4.57%	5.64%	10,348,300	11,644,400	- VPB: By the end of Q1/2021, VPBank's total consolidated assets reached more than VND 436 trillion, an increase of 4.1% compared to the end of 2020. Consolidated bank credit as of March 31, 2021 reached more than VND 332 trillion, an increase of 2.8% compared to the end of 2020; in which individual banks increased by 3.6%.
BID	43,200	0.47%	-1.03%	4,267,300	6,989,900	
CTG	42,000	-1.18%	-0.12%	35,224,700	39,883,200	
TCB	41,150	-1.08%	-1.08%	16,269,900	25,149,800	
VPB	49,500	-0.10%	-0.40%	10,962,800	11,652,200	
MBB	30,500	0.00%	-1.93%	19,907,500	28,586,500	
HDB	27,200	-0.37%	-1.63%	4,962,300	11,481,200	
TPB	27,800	-1.77%	-6.08%	7,188,300	10,072,800	
STB	22,500	-1.75%	-0.88%	50,959,700	77,854,400	
NVL	108,500	-0.46%	12.32%	4,621,700	4,913,900	
TCH	22,750	-2.57%	-7.52%	8,339,100	11,225,300	
KDH	34,150	3.17%	8.59%	9,532,100	8,948,200	- Brent crude oil price delivery in June increased 0.02% to \$66.15/barrel. A weak dollar makes oil prices cheaper for those who buy in other currencies.
PDR	79,400	4.61%	17.11%	8,487,000	7,167,300	
GAS	88,000	0.92%	2.33%	2,277,600	3,015,500	- VIC: Vingroup will issue nearly 423 million shares to pay dividends, with a rate of 12.5%
POW	13,000	-0.76%	-6.14%	22,705,000	27,086,700	
PLX	52,900	0.76%	-3.64%	2,299,500	2,314,100	- VNM: Vinamilk consecutively ranked in the Top 50 leading dairy companies in the world
VIC	143,100	-0.63%	1.71%	4,406,500	4,952,100	
VHM	108,600	3.92%	5.95%	26,766,600	19,250,800	- SSI: reported a private profit of 528 billion dong in the first quarter, 35 times higher than the same period. Outstanding loans in the first quarter reached more than 10,000 billion. Revenue from securities brokerage activities reached 696.1 billion, profit reached 318.6 billion - up 276.2% over the same period.
VRE	34,600	1.91%	-1.98%	21,856,000	26,746,700	
VNM	99,300	3.33%	-0.70%	14,318,800	12,745,000	
MSN	105,500	-1.49%	12.00%	6,469,500	7,763,800	
SBT	21,150	-2.08%	-4.94%	5,029,100	6,603,700	
BVH	131,000	1.39%	-0.68%	1,083,800	1,452,500	
VJC	131,000	1.39%	-0.68%	1,083,800	1,452,500	
FPT	82,900	1.72%	2.73%	7,778,800	8,400,700	
MWG	142,500	3.71%	5.63%	4,239,000	3,703,300	
PNJ	94,400	0.43%	4.08%	1,085,500	1,438,100	
REE	52,000	-1.33%	-2.26%	811,300	1,205,400	
SSI	34,100	-2.01%	-4.21%	21,054,900	35,707,600	
HPG	57,200	-1.04%	14.17%	63,255,100	68,641,900	

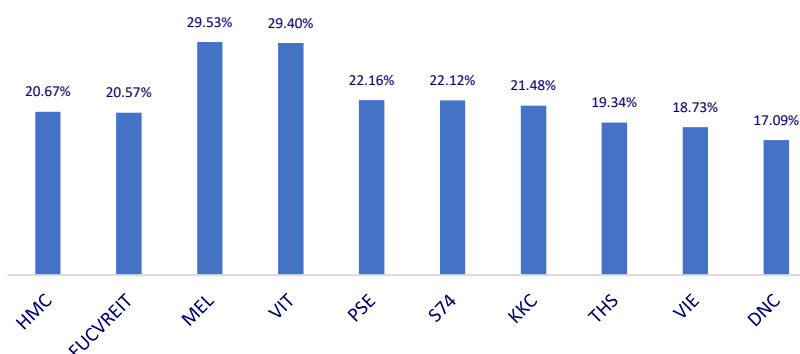
Top most traded tickers (Volume - in million)



Foreign net flow 10 nearest sessions (Billion VND)



Top increases in 3 consecutive sessions



Top decreases in 3 consecutive sessions

