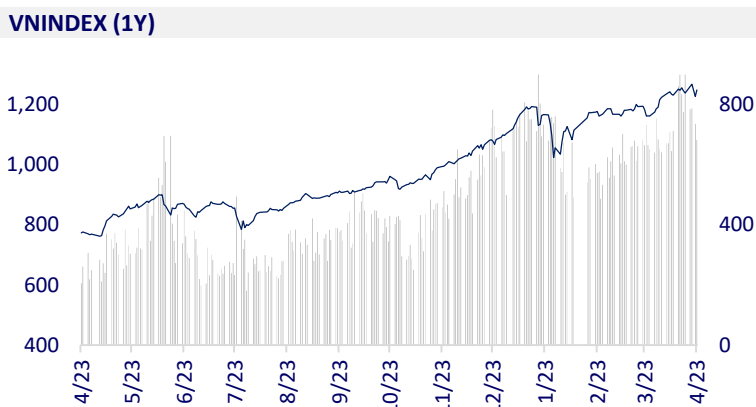
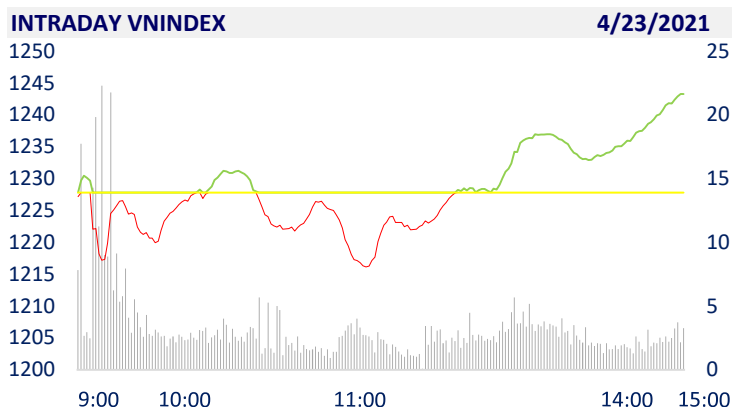
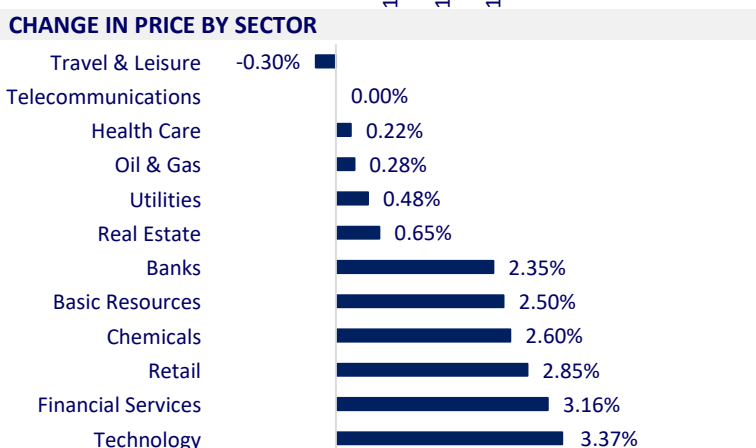


| VIETNAM STOCK MARKET    |           | 1D     | YTD    |
|-------------------------|-----------|--------|--------|
| VN-INDEX                | 1,248.53  | 1.69%  | 13.56% |
| VN30                    | 1,301.39  | 2.35%  | 22.96% |
| HNX                     | 283.63    | -1.19% | 43.90% |
| UPCOM                   | 80.40     | 0.82%  | 8.90%  |
| Net Foreign buy (B)     | 340.65    |        |        |
| Total trading value (B) | 23,045.69 | -8.14% | 34.35% |

- At the end of the session, VnIndex surged 21 points to 1248 points. Investors were excited when the stock market still had strong momentum. As many as 26/30 stocks in the VN30 rose today while only 3 stocks slightly decreased. STB and KDH closed the day in purple. Bank stocks broke out strongly.



| ETF & DERIVATIVES |        | 1D     | YTD    |
|-------------------|--------|--------|--------|
| E1VFN30           | 22,000 | 1.43%  | 17.02% |
| FUEMAV30          | 14,990 | 0.00%  | 19.63% |
| FUESSV30          | 16,080 | 0.75%  | 20.63% |
| FUESSV50          | 19,100 | -1.04% | 20.89% |
| FUESSVFL          | 17,910 | 6.93%  | 31.21% |
| FUEVFN30          | 21,180 | 2.17%  | 23.14% |
| FUEVN100          | 16,360 | -2.97% | 17.28% |



|           |          |       |  |
|-----------|----------|-------|--|
| VN30F2112 | 1,263.10 | 0.01% |  |
| VN30F2109 | 1,295.00 | 2.70% |  |
| VN30F2106 | 1,294.90 | 2.69% |  |
| VN30F2105 | 1,296.70 | 2.81% |  |

| GLOBAL MARKET         |           | 1D     | YTD    |
|-----------------------|-----------|--------|--------|
| Nikkei                | 29,020.63 | -0.04% | 5.74%  |
| Shanghai              | 3,474.17  | 0.26%  | 1.75%  |
| Kospi                 | 3,186.10  | 0.27%  | 10.88% |
| Hang Seng             | 29,076.00 | 0.25%  | 7.11%  |
| STI (Singapore)       | 3,194.04  | 0.20%  | 11.32% |
| SET (Thái Lan)        | 1,553.59  | -0.93% | 7.19%  |
| Crude oil (\$/barrel) | 61.50     | -0.52% | 27.33% |
| Gold (\$/ounce)       | 1,785.90  | -0.19% | -6.19% |

- Asian stocks were mixed, cryptocurrencies were sold off. In Japan, Nikkei 225 lost 0.04%, sometimes lost more than 1%. China market went up with Shanghai Composite up 0.26% and Shenzhen Component up 1,002%. Hong Kong's Hang Seng increased by 0.25%. South Korea's Kospi index rose 0.27%.

| VIETNAM ECONOMY      |        | 1D (bps) | YTD (bps) |
|----------------------|--------|----------|-----------|
| Vnibor               | 0.42%  | -1       | 29        |
| Deposit interest 12M | 5.60%  | 0        | -20       |
| 5 year-Gov. Bond     | 1.33%  | 11       | 11        |
| 10 year-Gov. Bond    | 2.16%  | -18      | 13        |
| USD/VND              | 23,145 | 0        | -0.14%    |
| EUR/VND              | 28,492 | 0        | -2.10%    |
| CNY/VND              | 3,619  | 0        | 1.29%     |

- Credit for real estate has not increased sharply in 2020 and the first quarter of 2021. Real estate credit currently accounts for about 19% of the total outstanding loans of the whole economy, the State Bank is still tightly controlling. Tighten credit on this area

**EVENT CALENDER**

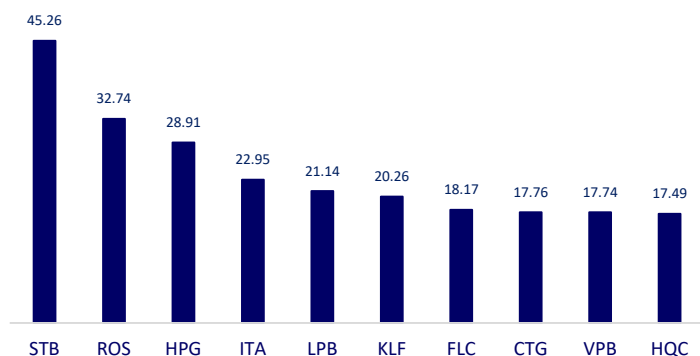
| Ticker | Ex-right Date | Last register Date | Exercise Date | Type  | Rate  | Value |
|--------|---------------|--------------------|---------------|-------|-------|-------|
| PDR    | 4/26/2021     | 4/27/2021          |               | Stock | 0.117 |       |
| HGW    | 4/27/2021     | 4/28/2021          | 5/17/2021     | Cash  |       | 199   |
| SED    | 4/27/2021     | 4/28/2021          | 5/18/2021     | Cash  |       | 1,400 |
| TNB    | 4/28/2021     | 4/29/2021          | 6/21/2021     | Cash  |       | 1,000 |
| SAF    | 4/28/2021     | 4/29/2021          | 5/14/2021     | Cash  |       | 3,000 |
| NAV    | 4/28/2021     | 4/29/2021          | 5/20/2021     | Cash  |       | 800   |
| PSC    | 5/4/2021      | 5/5/2021           | 5/28/2021     | Cash  |       | 1,200 |
| TDS    | 5/7/2021      | 5/10/2021          | 5/28/2021     | Cash  |       | 1,000 |

## SELECTED NEWS

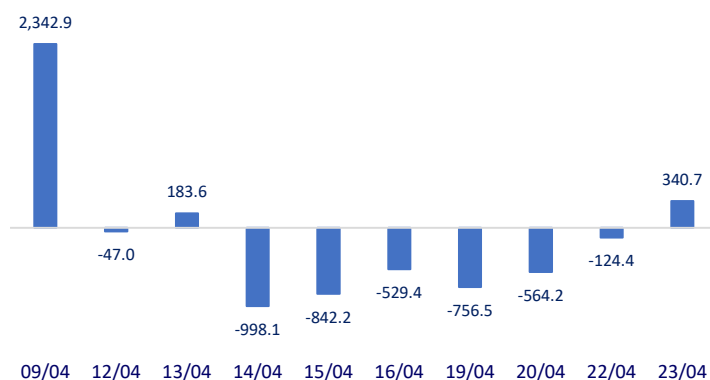
- FDI enterprises in industrial zones in Dong Nai invested more than 2.5 billion USD in the first quarter
- Nikkei: Japan wants Vietnam to join the first oil sharing agreement in ASEAN
- As of April 16, 2021, the credit of the economy increases by 3.34% compared to the end of 2020
- European Central Bank maintains record low interest rates
- Singapore, Canada, UK simultaneously banned people entering from India
- Thailand recorded an unprecedented increase in new infections

|     | Close   | 1D     | 5D     | Buying vol. | Selling vol. | Content  |
|-----|---------|--------|--------|-------------|--------------|--|
| VCB | 104,000 | 0.97%  | 8.00%  | 3,960,000   | 4,485,900    | - TPB: Profit before tax in the first quarter of 2021 of TPBank reached VND 1,422 billion, an increase of 40.9% over the same period last year and equal to 26% of the year plan. In which, net interest income and service income still contributed mainly with the results of nearly 2,264 billion dong (up 31%) and over 282 billion dong (up 79.7%). |
| BID | 42,000  | 2.44%  | 0.00%  | 7,026,600   | 5,458,800    |  |
| CTG | 41,300  | 5.49%  | -1.67% | 40,204,400  | 28,868,200   |  |
| TCB | 40,500  | 2.02%  | 0.12%  | 19,406,200  | 20,632,200   |  |
| VPB | 51,000  | 4.08%  | 4.19%  | 27,336,800  | 24,231,200   |  |
| MBB | 30,300  | 3.77%  | 0.33%  | 33,925,100  | 27,933,500   |  |
| HDB | 26,900  | 2.28%  | 0.94%  | 7,109,700   | 8,127,000    |  |
| TPB | 28,000  | 3.70%  | 1.08%  | 7,645,800   | 7,482,200    |  |
| STB | 22,450  | 6.90%  | 1.58%  | 104,540,600 | 68,226,800   |  |
| NVL | 107,000 | -0.28% | -0.93% | 1,997,800   | 2,300,200    |  |
| TCH | 22,300  | 3.72%  | -2.83% | 16,492,700  | 11,701,100   |  |
| KDH | 35,300  | 6.97%  | 12.42% | 18,339,900  | 9,875,900    |  |
| PDR | 78,500  | 2.75%  | 10.56% | 5,206,200   | 4,510,800    |  |
| GAS | 86,000  | 0.23%  | 0.00%  | 1,726,300   | 2,010,200    | - WTI crude oil of the US increased 0.52% to \$61.75/barrel at 7:40 am (GMT) on 23/4. The price of Brent crude oil delivered in June also increased by 0.06% to \$65.65/barrel.  |
| POW | 12,600  | 2.02%  | -4.55% | 32,185,800  | 25,041,800   |  |
| PLX | 51,000  | 0.00%  | -3.41% | 3,818,600   | 3,333,300    | - VIC: \$500m of Vingroup bond with options to be listed on the Singapore exchange from 21/04. Bonds have the option to receive shares of VHM at the price of VND123,000/share.  |
| VIC | 138,300 | -0.36% | -3.29% | 6,531,100   | 5,794,300    |  |
| VHM | 105,000 | 1.84%  | 3.96%  | 15,140,800  | 14,603,700   |  |
| VRE | 32,800  | 1.86%  | -3.39% | 16,563,700  | 13,164,700   |  |
| VNM | 99,500  | 1.53%  | 2.68%  | 7,413,200   | 8,282,900    | - VNM: Vinamilk continuously leads the liquid milk industry for many years. Vinamilk currently has nearly 250 products of all kinds, meeting nearly all nutritional needs of consumers   |
| MSN | 100,000 | 1.83%  | -0.10% | 9,668,600   | 8,174,200    |  |
| SBT | 20,400  | 3.55%  | -7.27% | 7,360,800   | 6,082,400    |  |
| BVH | 129,500 | -0.69% | 0.39%  | 1,017,800   | 1,099,700    | - MWG: submitted the dividend plan at the ratio of 2: 1, profit is expected to grow 12% to 4,750 billion dong. The retail of mobile devices and electronics is still the main driver of cash flow. Bach Hoa Xanh chain is expected to contribute 25% of revenue, setting EBITDA profit target at Company level.  |
| VJC | 129,500 | -0.69% | 0.39%  | 1,017,800   | 1,099,700    |  |
| FPT | 83,000  | 3.75%  | 4.14%  | 5,875,000   | 4,841,200    |  |
| MWG | 147,500 | 3.51%  | 10.07% | 4,164,000   | 3,132,900    |  |
| PNJ | 96,000  | 2.24%  | 5.61%  | 2,085,700   | 2,211,000    |  |
| REE | 52,300  | 2.15%  | 2.55%  | 865,200     | 1,019,700    |  |
| SSI | 33,000  | 3.94%  | -2.94% | 32,456,100  | 26,330,700   |  |
| HPG | 56,400  | 2.55%  | 3.30%  | 51,188,600  | 45,862,500   |  |

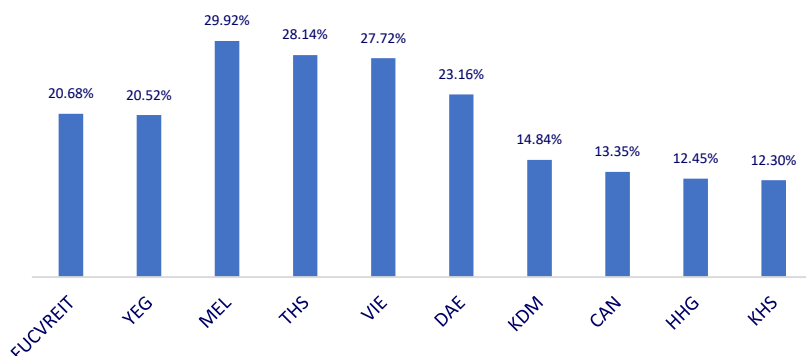
Top most traded tickers (Volume - in million)



Foreign net flow 10 nearest sessions (Billion VND)



Top increases in 3 consecutive sessions



Top decreases in 3 consecutive sessions

