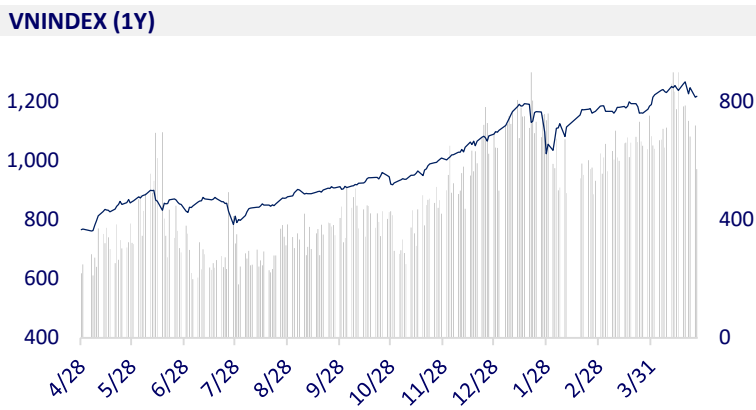
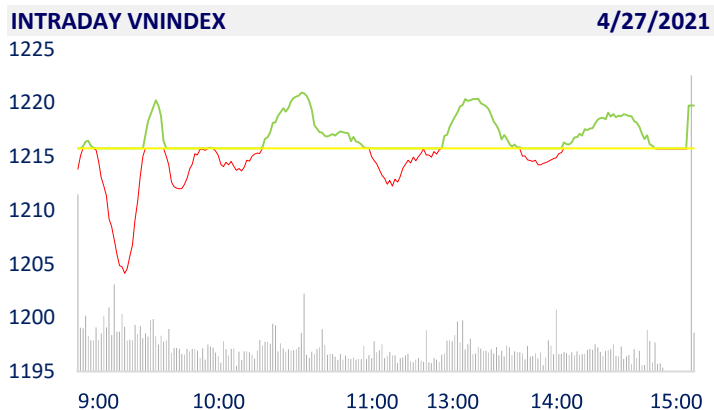
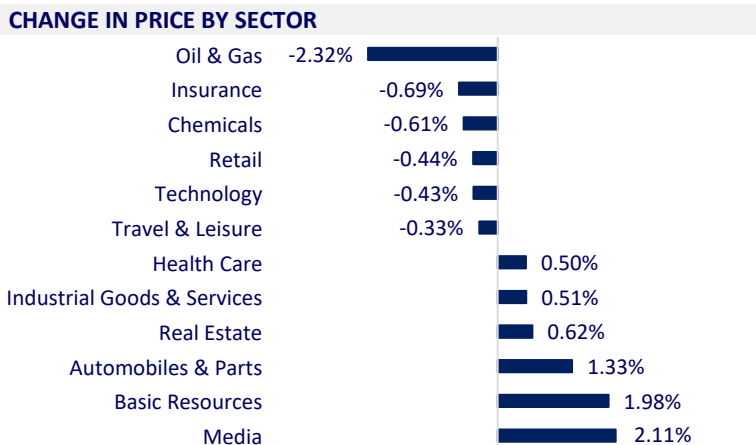


VIETNAM STOCK MARKET		1D	YTD
VN-INDEX	1,219.75	0.33%	10.94%
VN30	1,283.81	0.69%	21.30%
HNX	280.56	-0.04%	42.34%
UPCOM	79.41	-0.01%	7.56%
Net Foreign buy (B)	409.65		
Total trading value (B)	16,538.31	-26.05%	-3.58%

- Session 27/4: The market shook strongly, foreign investors continued to "gather" more than 409 billion dong of shares and it is likely that Fubon FTSE Vietnam ETF will continue to buy. The stocks that were bought the most by foreign investors included HPG (174 billion dong), NVL (97 billion dong), and MSN (87 billion dong) ...



ETF & DERIVATIVES		1D	YTD
E1VFN30	21,460	0.94%	14.15%
FUEMAV30	14,830	1.23%	18.36%
FUESSV30	15,980	-0.13%	19.88%
FUESSV50	18,800	0.00%	18.99%
FUESSVFL	17,100	0.88%	25.27%
FUEVFN30	21,500	2.14%	25.00%
FUEVN100	16,380	0.12%	17.42%
VN30F2112	1,248.10	-3.47%	
VN30F2109	1,265.00	0.40%	
VN30F2106	1,267.00	1.12%	
VN30F2105	1,265.00	0.88%	



GLOBAL MARKET		1D	YTD
Nikkei	28,991.89	-0.33%	5.64%
Shanghai	3,442.61	0.04%	0.82%
Kospi	3,215.42	-0.07%	11.90%
Hang Seng	28,902.37	0.11%	6.47%
STI (Singapore)	3,214.43	0.30%	12.03%
SET (Thái Lan)	1,559.23	-0.02%	7.58%
Crude oil (\$/barrel)	62.34	0.31%	29.07%
Gold (\$/ounce)	1,779.65	0.21%	-6.51%

- Japan kept the policy of interest rates and Asian stocks mixed. In Japan, the Nikkei 225 decreased by 0.33%. China market went up with Shanghai Composite up 0.04% and Shenzhen Component up 0.279%. Hong Kong's Hang Seng increased by 0.11%. The South Korea's Kospi decreased by 0.07%.

VIETNAM ECONOMY		1D (bps)	YTD (bps)
Vnibor	0.77%	33	64
Deposit interest 12M	5.60%	0	-20
5 year-Gov. Bond	1.21%	-13	-1
10 year-Gov. Bond	2.28%	15	25
USD/VND	23,140	0	-0.16%
EUR/VND	28,524	0	-1.99%
CNY/VND	3,623	0	1.40%

- Interbank interest rates started to rise sharply. Specifically, the overnight interbank rate was 0.69%; 1 week 0.86%; 2 weeks 0.93% and 1 month 1.11%. While last week, the market was still stable, the interbank interest rate went sideways at 0.43%/year for the overnight term and 0.6%/year for the 1 week term.

**EVENT CALENDER**

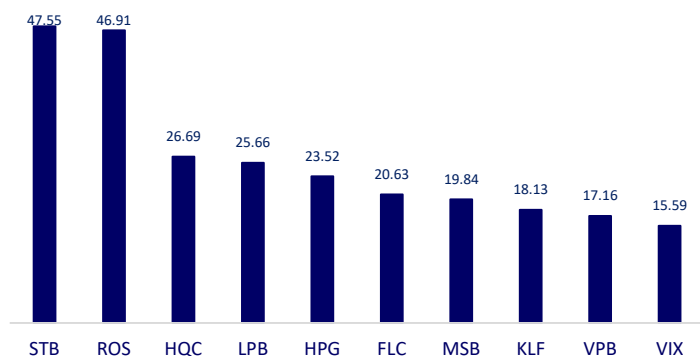
Ticker	Ex-right Date	Last register Date	Exercise Date	Type	Rate	Value
DCH	4/28/2021	4/29/2021	5/20/2021	Cash		2,000
PEQ	4/28/2021	4/29/2021	5/19/2021	Cash		2,000
SCI	4/28/2021	4/29/2021	5/31/2021	Cash		7,000
TNB	4/28/2021	4/29/2021	6/21/2021	Cash		1,000
SAF	4/28/2021	4/29/2021	5/14/2021	Cash		3,000
NAV	4/28/2021	4/29/2021	5/20/2021	Cash		800
PSC	5/4/2021	5/5/2021	5/28/2021	Cash		1,200
TDS	5/7/2021	5/10/2021	5/28/2021	Cash		1,000

## SELECTED NEWS

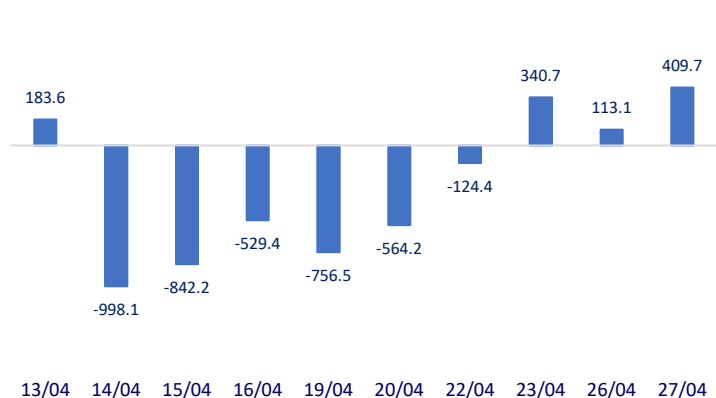
- Interbank interest rates started to increase sharply
- More than 1.3 billion USD poured into 17 industrial zone projects in Bac Ninh
- Nearly 40% of tourism workers still cannot return to work
- Oil prices rose amid OPEC + optimism about oil demand
- The value of the Chinese and ASEAN digital economies may reach \$9,500 billion
- Foreign investors are about to withdraw their strongest capital in 13 months from the Indian stock market

	Close	1D	5D	Buying vol.	Selling vol.	Content
VCB	99,000	0.41%	-3.88%	2,277,700	2,523,900	- TCB: In the first quarter of 2021, Techcombank's pre-tax profit was 5,518 billion dong, up 76.8% year-on-year. NPL ratio after the first 3 months of the year decreased from 0.47% to 0.38%.
BID	40,350	-0.37%	-6.60%	3,941,000	3,640,900	- MBB: 2021 profit growth plan is at least 20%, there are 3-5 million new customers and shareholders are proposing to sell their shares to Viettel at the price of at least 20,000 VND/share.
CTG	39,650	-0.13%	-5.60%	16,011,300	14,540,000	
TCB	39,500	0.13%	-4.01%	14,823,800	14,497,200	
VPB	53,200	0.38%	7.47%	22,920,300	25,224,000	
MBB	29,600	0.00%	-2.95%	17,378,100	19,759,200	
HDB	26,800	1.13%	-1.47%	6,103,000	8,244,500	
TPB	27,100	-0.18%	-2.52%	3,691,100	4,790,400	
STB	23,100	2.44%	2.67%	85,642,700	97,232,100	
NVL	121,500	6.21%	11.98%	3,368,100	3,559,100	- PDR: Approved the transfer of a part of urban development investment project in Division 9 of Nhon Hoi eco-tourism urban area (High-class apartment building) to BIDICO Real Estate JSC
TCH	21,750	1.16%	-4.40%	7,871,600	7,349,400	
KDH	34,550	0.14%	1.17%	7,426,600	7,444,500	
PDR	72,200	-2.70%	1.57%	3,930,500	5,091,200	
GAS	81,500	0.00%	-7.39%	1,720,300	2,253,100	- PLX: Plans that petroleum output for sale in 2021 is over 12.2 million m3, only equivalent to the output in 2020, but pre-tax profit will increase by 238% to 3,360 billion VND.
POW	12,100	0.00%	-6.92%	19,841,700	16,491,100	
PLX	48,600	-2.70%	-8.13%	2,682,800	3,231,600	
VIC	132,100	0.46%	-7.69%	2,951,800	2,791,200	- VIC: VIC is the stock with the largest proportion in the portfolio with 11.11% in the Fubon FTSE Vietnam ETF portfolio.
VHM	100,000	0.40%	-7.92%	7,461,100	7,370,800	
VRE	30,600	-1.77%	-11.56%	12,204,000	10,780,100	
VNM	95,700	-0.31%	-3.63%	5,354,300	6,154,700	- VNM: Q1.2020, total revenue reached 13,241b, down 7% QoQ and reached 21.3% of the plan. Profit after tax was 2,597b, down 6% QoQ last year and reached 23% of the year plan.
MSN	98,000	3.16%	-7.11%	4,486,800	4,154,700	
SBT	20,250	-1.46%	-4.26%	2,754,500	4,297,800	
BVH	127,200	-0.24%	-2.90%	568,200	640,800	- MWG: just announced Q1/2021 business with net revenue of over 30.8 trillion dong and after tax profit of over 1.3 trillion dong, up by 5% and 18% QoQ, respectively. However, in the electronics and mobile phone business in Cambodia, Bluetronics (a brand of MWG) currently has 52 stores in this country and has stopped opening because of the complicated epidemic situation here.
VJC	127,200	-0.24%	-2.90%	568,200	640,800	
FPT	80,700	-0.37%	-2.65%	3,064,900	2,681,800	
MWG	141,900	-0.42%	-0.42%	2,885,900	1,495,200	
PNJ	96,000	1.05%	1.69%	775,200	903,300	
REE	51,000	-0.58%	-1.92%	871,300	874,600	
SSI	31,800	0.32%	-6.74%	17,124,000	12,865,100	
HPG	56,300	2.18%	-1.57%	41,206,100	40,242,000	

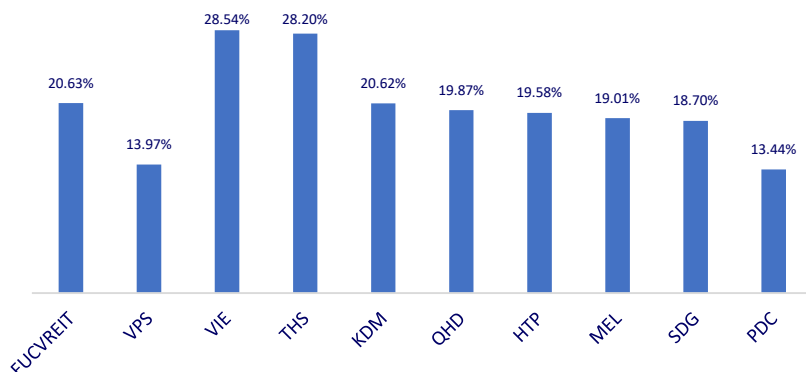
Top most traded tickers (Volume - in million)



Foreign net flow 10 nearest sessions (Billion VND)



Top increases in 3 consecutive sessions



Top decreases in 3 consecutive sessions

