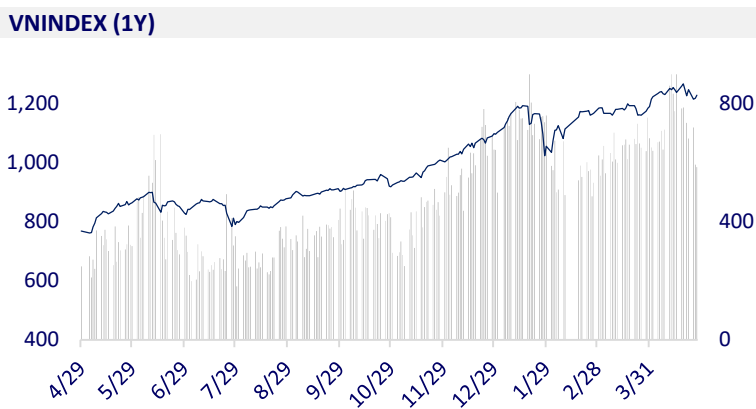
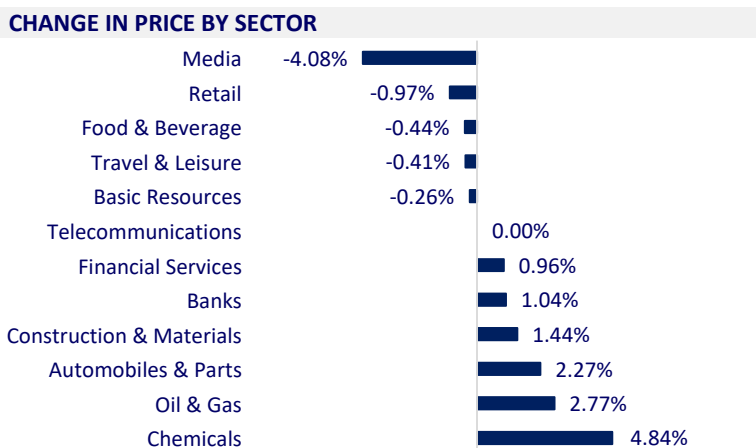


VIETNAM STOCK MARKET		1D	YTD
VN-INDEX	1,229.55	0.80%	11.83%
VN30	1,294.06	0.80%	22.27%
HNX	282.07	0.54%	43.11%
UPCOM	80.12	0.89%	8.52%
Net Foreign buy (B)	50.97		
Total trading value (B)	17,475.97	0.32%	1.88%

- Foreigners were net buyers for the 4th consecutive session on the HSX, totaling 1,300b dong. In today's session, foreign investors net bought VHM the most with the value of 186b dong. STB and MSN were net bought with 140b dong and 102b dong respectively.



ETF & DERIVATIVES		1D	YTD
E1VFN30	21,630	0.79%	15.05%
FUEMAV30	14,860	0.20%	18.60%
FUESSV30	15,960	-0.13%	19.73%
FUESSV50	19,000	1.06%	20.25%
FUESSVFL	17,210	0.64%	26.08%
FUEVFNVD	21,450	-0.23%	24.71%
FUEVN100	16,510	0.79%	18.35%
VN30F2112	1,265.80	1.42%	
VN30F2109	1,275.00	0.79%	
VN30F2106	1,270.10	0.24%	
VN30F2105	1,275.00	0.79%	



GLOBAL MARKET		1D	YTD
Nikkei	29,053.97	-0.13%	5.87%
Shanghai	3,457.07	0.42%	1.25%
Kospi	3,181.47	-1.06%	10.72%
Hang Seng	29,008.62	0.17%	6.86%
STI (Singapore)	3,219.56	0.16%	12.21%
SET (Thái Lan)	1,576.79	1.13%	8.79%
Crude oil (\$/barrel)	63.19	0.62%	30.83%
Gold (\$/ounce)	1,765.65	-0.20%	-7.25%

- Asian stocks were mixed after Japan and Australia released economic data. In Japan, the Nikkei 225 decreased by 0.13%. China market went up with Shanghai Composite up 0.42% and Shenzhen Component up 0.942%. Hong Kong's Hang Seng increased by 0.17%. South Korea's Kospi Index decreased by 1.06%.

VIETNAM ECONOMY		1D (bps)	YTD (bps)
Vnibor	1.05%	28	92
Deposit interest 12M	5.60%	0	-20
5 year-Gov. Bond	1.27%	6	5
10 year-Gov. Bond	2.34%	6	31
USD/VND	23,152	0	-0.11%
EUR/VND	28,540	0	-1.93%
CNY/VND	3,625	0	1.46%

- The CPTPP Agreement since its implementation, has opened up many more opportunities for Vietnamese businesses. Export turnover to the Americas has grown strongly, only in 2020, reaching nearly 90 billion USD. A series of orders worth billions of dollars are waiting for Vietnamese businesses.

EVENT CALENDER

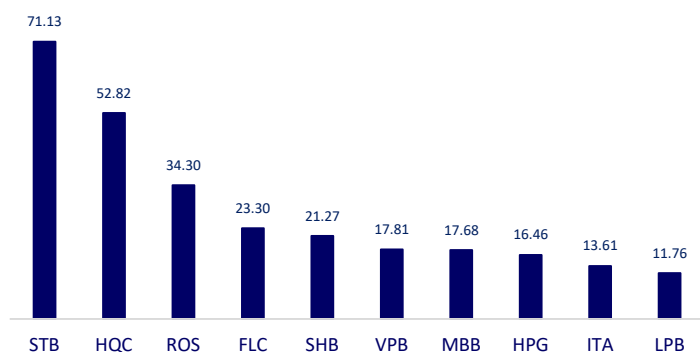
Ticker	Ex-right Date	Last register Date	Exercise Date	Type	Rate	Value
BDT	4/29/2021	5/4/2021	5/20/2021	Cash		1,334
GSP	4/29/2021	5/4/2021	5/19/2021	Cash		1,500
VCI	4/29/2021	5/4/2021	5/17/2021	Cash		2,000
PMT	4/29/2021	5/4/2021	5/31/2021	Cash		520
TMC	5/4/2021	5/5/2021	5/18/2021	Cash		900
S55	5/4/2021	5/5/2021	5/25/2021	Cash		1,000
PSC	5/4/2021	5/5/2021	5/28/2021	Cash		1,200
TDS	5/7/2021	5/10/2021	5/28/2021	Cash		1,000

SELECTED NEWS

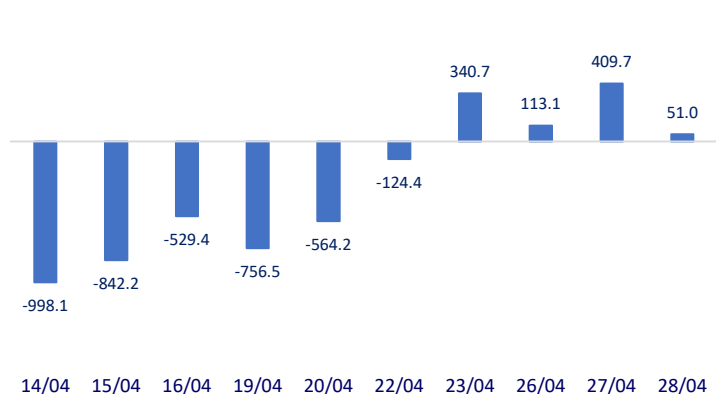
- Orders worth billions of dollars waiting for Vietnamese enterprises
- ADB: Vietnam will grow 6.7% this year
- Interest rates continued to increase rapidly, far exceeding the forecast on the interbank
- OPEC + retains its plan to increase production from May 1
- WHO: The Indian nCoV strain has spread to at least 17 countries
- The global steel market explodes

	Close	1D	5D	Buying vol.	Selling vol.	Content
VCB	99,000	0.00%	-3.88%	2,499,900	2,542,300	- VPB: Deputy General Director Nguyen Thanh Binh registered to sell 160,000 shares, reducing the holding to 196,990 units. The transaction is expected to be done via order matching, from April 29 to May 28.
BID	40,600	0.62%	-6.02%	2,965,800	2,618,600	
CTG	39,750	0.25%	-5.36%	14,695,800	15,365,200	
TCB	39,950	1.14%	-2.92%	11,999,300	13,678,500	
VPB	55,000	3.38%	11.11%	26,327,300	26,028,500	
MBB	30,250	2.20%	-0.82%	29,911,400	32,984,400	
HDB	26,850	0.19%	-1.29%	4,290,500	7,706,600	
TPB	27,250	0.55%	-1.98%	4,942,100	4,366,200	
STB	24,200	4.76%	7.56%	151,910,200	137,896,700	
NVL	128,000	5.35%	17.97%	4,066,300	3,449,000	
TCH	22,000	1.15%	-3.30%	6,275,000	7,084,900	
KDH	34,850	0.87%	2.05%	15,802,100	11,606,700	- The US WTI crude oil price increased by 0.13% at 7:05 (GMT) on April 28. While the price of Brent crude oil delivered in June fell 0.14% to \$ 65.94/barrel.
PDR	71,500	-0.97%	0.58%	4,404,500	4,812,600	
GAS	81,900	0.49%	-6.93%	1,345,400	1,236,200	- VRE: Q1.2021, total consolidated net revenue in the first three months of the year reached 2,226 billion dong, up 32% compared to the first quarter of 2020.
POW	12,200	0.83%	-6.15%	16,360,500	15,586,500	
PLX	50,000	2.88%	-5.48%	2,815,200	2,052,500	- VNM: Platinum Victory PTE.LTD did not buy any of the nearly 21 million registered shares.
VIC	131,500	-0.45%	-8.11%	2,487,900	2,849,300	
VHM	100,900	0.90%	-7.09%	8,907,600	9,809,500	- FPT: In Q1.2021, FPT recorded nearly 7,600 billion dong of revenue and nearly 1,400 billion dong of profit before tax, up 14.4 percent and 22.3 percent. Among the components, the technology sector contributes 55% to revenue and 40% to total profit before tax. Newly signed sales of the technology sector reached more than VND 5,800 billion, the highest level in the last 4 quarters and increased more than 46% compared to the same period last year.
VRE	31,500	2.94%	-8.96%	15,377,600	11,975,900	
VNM	93,700	-2.09%	-5.64%	8,635,900	9,342,600	
MSN	99,000	1.02%	-6.16%	2,976,300	3,593,700	
SBT	20,450	0.99%	-3.31%	3,689,700	4,776,600	
BVH	126,000	-0.94%	-3.82%	613,100	761,000	
VJC	126,000	-0.94%	-3.82%	613,100	761,000	
FPT	80,800	0.12%	-2.53%	3,055,600	2,434,000	
MWG	140,000	-1.34%	-1.75%	3,052,000	1,469,800	
PNJ	95,700	-0.31%	1.38%	1,029,400	1,711,900	
REE	51,000	0.00%	-1.92%	614,000	549,200	
SSI	32,100	0.94%	-5.87%	15,757,200	16,346,500	
HPG	56,000	-0.53%	-2.10%	29,076,700	29,597,500	

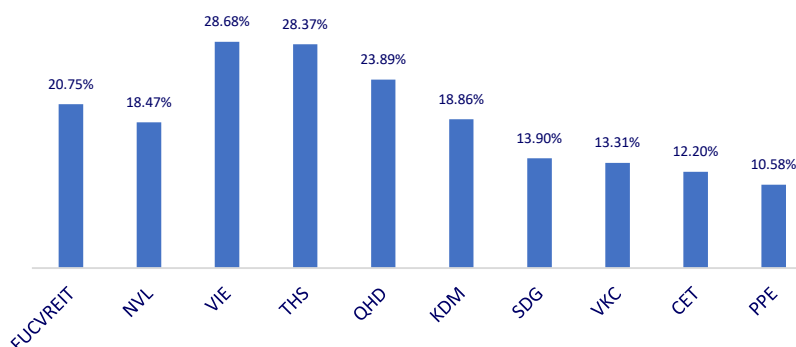
Top most traded tickers (Volume - in million)



Foreign net flow 10 nearest sessions (Billion VND)



Top increases in 3 consecutive sessions



Top decreases in 3 consecutive sessions

