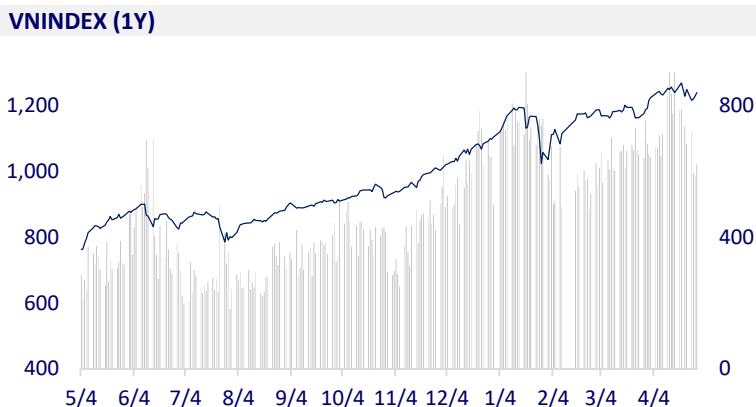
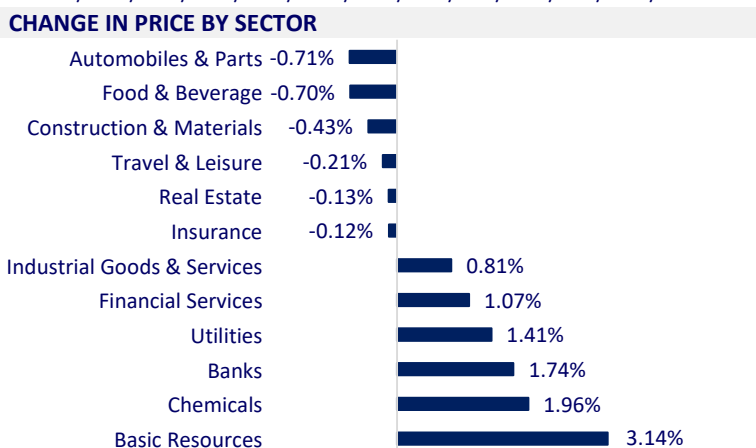


VIETNAM STOCK MARKET		1D	YTD
VN-INDEX	1,239.39	0.80%	12.72%
VN30	1,312.28	1.41%	23.99%
HNX	281.75	-0.11%	42.95%
UPCOM	80.68	0.70%	9.28%
Net Foreign buy (B)	-380.61		
Total trading value (B)	21,977.16	25.76%	28.12%

- Foreign investors ended the chain of net buying for 4 consecutive sessions with a net selling of 381 billion dong. VPB was strongly net sold by foreign investors with the value of nearly 580 billion dong. Foreigners were net buyers with the strongest net buying value of HPG with 113 billion dong.



ETF & DERIVATIVES		1D	YTD
E1VFN30	22,000	1.71%	17.02%
FUEMAV30	15,690	5.59%	25.22%
FUESSV30	16,240	1.75%	21.83%
FUESSV50	19,050	0.26%	20.57%
FUESSVFL	17,550	1.98%	28.57%
FUEVFN30	21,900	2.10%	27.33%
FUEVN100	16,510	0.00%	18.35%
VN30F2112	1,280.30	1.15%	
VN30F2109	1,296.00	1.65%	
VN30F2106	1,299.00	2.28%	
VN30F2105	1,301.00	2.04%	



GLOBAL MARKET		1D	YTD
Nikkei	29,053.97	0.00%	5.87%
Shanghai	3,474.90	0.52%	1.77%
Kospi	3,174.07	-0.23%	10.46%
Hang Seng	29,303.00	-0.23%	7.94%
STI (Singapore)	3,221.58	0.06%	12.28%
SET (Thái Lan)	1,590.46	0.87%	9.74%
Crude oil (\$/barrel)	64.68	0.84%	33.91%
Gold (\$/ounce)	1,776.15	-0.68%	-6.70%

- Asian stocks mostly rose, Japanese markets were on a holiday. China market went up with Shanghai Composite up 0.52% and Shenzhen Component up 0.45%. Hong Kong's Hang Seng decreased by 0.23%. South Korea's Kospi index fell 0.23%.

VIETNAM ECONOMY		1D (bps)	YTD (bps)
Vnibor	1.20%	15	107
Deposit interest 12M	5.60%	0	-20
5 year-Gov. Bond	1.29%	2	7
10 year-Gov. Bond	2.36%	2	33
USD/VND	23,160	0	-0.08%
EUR/VND	28,655	0	-1.54%
CNY/VND	3,635	0	1.74%

- Out of a total of more than 12 billion USD of foreign investment in Vietnam in the first four months of the year, 451 new projects were granted investment registration certificates, a decrease of 54.2% over the same period, the total registered capital reached nearly 8.5 billion USD, up 24.7% over the same period in 2020.

EVENT CALENDER

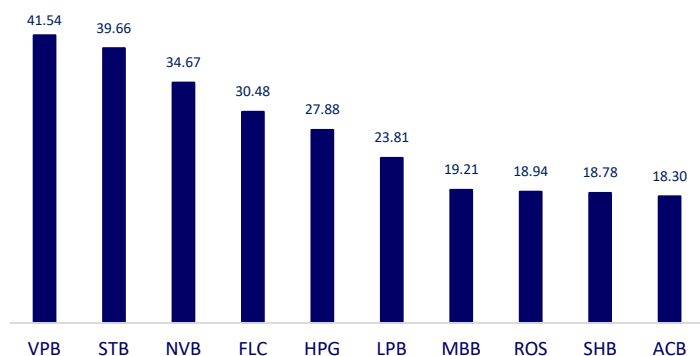
Ticker	Ex-right Date	Last register Date	Exercise Date	Type	Rate	Value
TMC	5/4/2021	5/5/2021	5/18/2021	Cash		900
S55	5/4/2021	5/5/2021	5/25/2021	Cash		1,000
PSC	5/4/2021	5/5/2021	5/28/2021	Cash		1,200
WTC	5/5/2021	5/6/2021	5/14/2021	Cash		3,500
SHB	5/6/2021	5/7/2021		Stock	0.1	
HGM	5/6/2021	5/7/2021	5/28/2021	Cash		800
DHG	5/7/2021	5/10/2021	5/18/2021	Cash		4,000
TDS	5/7/2021	5/10/2021	5/28/2021	Cash		1,000

SELECTED NEWS

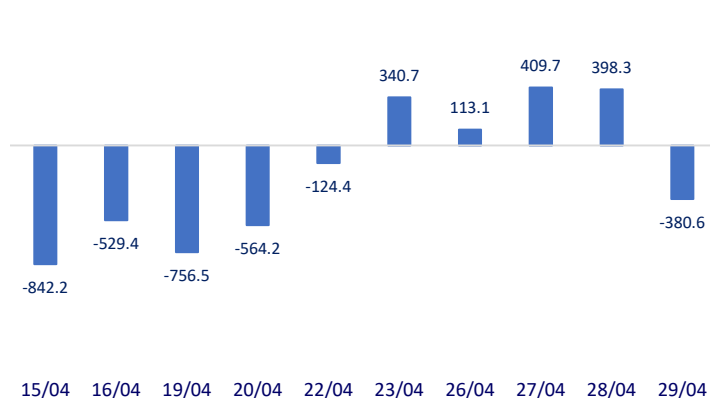
- Foreign investment in Vietnam started to slow down, FDI in the first four months of the year reached more than 12 billion USD
- Australia concludes that the dumping margin of Vietnam coated steel is negligible
- Newly established businesses have the highest growth rate in 5 years, especially in real estate industry
- China cancels export tax refund for HRC steel and other products
- President Biden challenges China's ambitions
- India, Japan, Australia founded supply chain initiatives to deal with China

	Close	1D	5D	Buying vol.	Selling vol.	Content
VCB	100,000	1.01%	-2.91%	2,677,200	2,706,600	- BID: BIDV tightens the debt of nearly 500 billion, which is guaranteed by NEM fashion shares, in which the total outstanding loans as of April 15, 2021 are 498 billion dong, of which principal debt is 257 billion dong, interest debt is 173.8 billion VND, penalty fee 67 billion overdue.
BID	41,000	0.99%	0.00%	4,073,600	4,100,900	
CTG	40,800	2.64%	4.21%	35,331,400	24,163,400	
TCB	41,000	2.63%	3.27%	33,879,500	34,148,300	
VPB	58,500	6.36%	19.39%	52,034,100	62,896,000	
MBB	30,350	0.33%	3.94%	35,702,500	37,757,200	
HDB	27,250	1.49%	3.61%	9,086,600	12,158,500	
TPB	27,400	0.55%	1.48%	12,559,800	9,336,700	
STB	23,900	-1.24%	13.81%	56,112,400	88,851,000	
NVL	131,400	2.66%	22.46%	4,525,100	5,525,100	
TCH	21,700	-1.36%	0.93%	6,065,000	8,890,600	
KDH	35,150	0.86%	6.52%	33,540,700	13,951,400	- The US WTI crude oil rose 0.02% to \$63.86/barrel at 7:15 (GMT) on April 29. While the price of Brent crude oil delivered in June increased 0.27% to \$66.71/barrel.
PDR	70,200	-1.82%	2.63%	4,013,000	4,235,200	
GAS	83,500	1.95%	-2.68%	1,793,100	1,466,300	- VHM: In Q1, VHM recorded net revenue of nearly 12.99 trillion dong, nearly 2 times higher than same period last year and net profit of nearly 5.4 trillion dong.
POW	12,300	0.82%	-0.40%	12,633,200	16,421,800	
PLX	50,300	0.60%	-1.37%	1,782,300	1,949,300	- VNM: SCIC and Platium Victory PTE. Ltd registered to trade but these two organizations still could not buy any shares due to unfavorable market conditions.
VIC	131,000	-0.38%	-5.62%	4,399,600	3,845,300	
VHM	99,300	-1.59%	-3.69%	9,865,300	10,205,400	- SSI: sets targets for 2021 with the goal of reaching 5,263 billion dong in revenue. Expected pre-tax profit is 1,870 billion VND, up 312 billion VND compared to the implementation level in 2020 and is the highest among securities companies that have submitted a business plan to 2021. SSI rewards shares 6: 2, issue 6: 1
VRE	32,000	1.59%	-0.62%	10,748,700	11,508,400	
VNM	93,500	-0.21%	-4.59%	12,376,000	10,646,000	
MSN	98,000	-1.01%	-0.20%	3,423,300	4,474,000	
SBT	20,000	-2.20%	1.52%	4,767,400	5,222,700	
BVH	124,900	-0.87%	-4.22%	616,200	825,900	
VJC	124,900	-0.87%	-4.22%	616,200	825,900	
FPT	80,900	0.12%	1.13%	3,880,100	3,729,800	
MWG	140,900	0.64%	-1.12%	3,490,400	1,058,100	
PNJ	98,000	2.40%	4.37%	1,641,500	1,926,000	
REE	53,600	5.10%	4.69%	1,396,800	1,546,400	
SSI	32,600	1.56%	2.68%	16,351,600	19,929,300	
HPG	58,100	3.75%	5.64%	56,104,500	52,639,200	

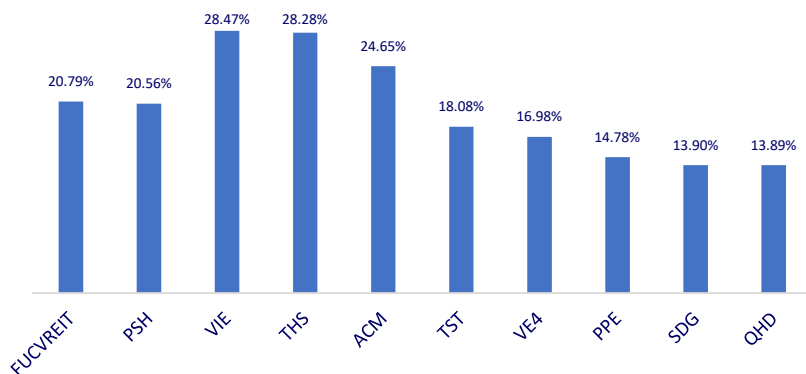
Top most traded tickers (Volume - in million)



Foreign net flow 10 nearest sessions (Billion VND)



Top increases in 3 consecutive sessions



Top decreases in 3 consecutive sessions

