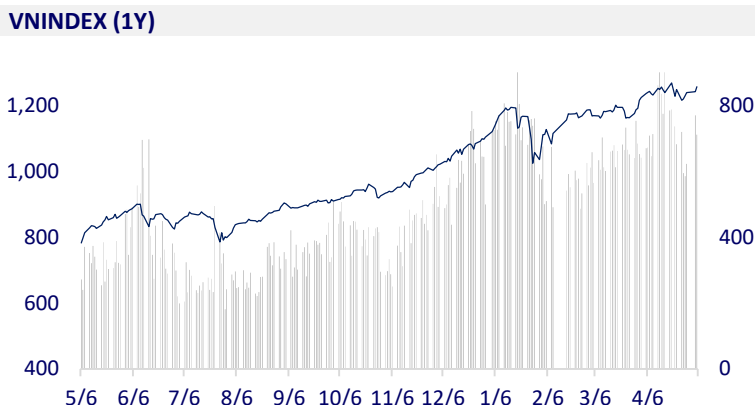
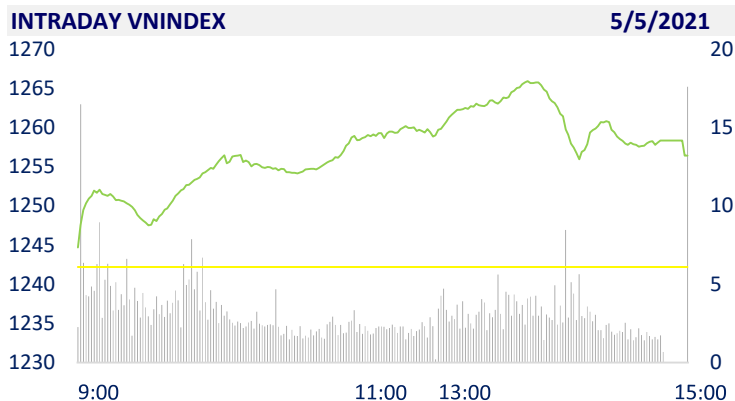
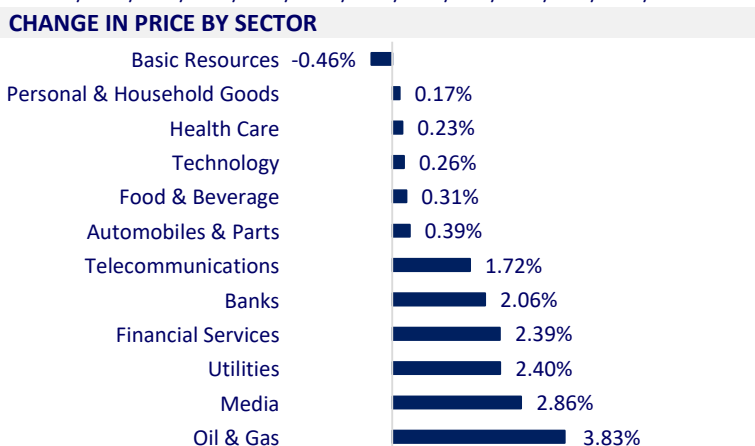


VIETNAM STOCK MARKET		1D	YTD
VN-INDEX	1,256.43	1.15%	14.27%
VN30	1,346.89	1.42%	27.26%
HNX	280.93	1.16%	42.53%
UPCOM	80.66	1.00%	9.25%
Net Foreign buy (B)	-767.28		
Total trading value (B)	24,635.92	4.82%	43.62%

- Foreign investors net sold 1,900 billion dong on HoSE after only 3 sessions. In today's session, HPG still led the list of net sellers with the value of 190.5 billion dong. VRE and CTG were net sold at 188 billion and 173 billion dong, respectively. Next was MSB with net selling value of 110 billion dong. On the other side, VPB was bought the most with 114 billion dong.



ETF & DERIVATIVES		1D	YTD
E1VFN30	22,500	1.35%	19.68%
FUEMAV30	15,770	1.28%	25.86%
FUESSV30	16,840	2.18%	26.33%
FUESSV50	19,600	2.62%	24.05%
FUESSVFL	18,580	3.22%	36.12%
FUEVFNVD	22,650	2.26%	31.69%
FUEVN100	17,100	1.18%	22.58%
VN30F2112	1,329.00	1.22%	
VN30F2109	1,332.00	1.07%	
VN30F2106	1,332.50	1.07%	
VN30F2105	1,335.90	1.20%	



GLOBAL MARKET		1D	YTD
Nikkei	28,812.63	0.00%	4.99%
Shanghai	3,446.86	0.00%	0.95%
Kospi	3,147.37	0.00%	9.53%
Hang Seng	28,436.50	-0.38%	4.75%
STI (Singapore)	3,153.59	-0.80%	9.91%
SET (Thái Lan)	1,549.22	-2.14%	6.89%
Crude oil (\$/barrel)	66.42	1.53%	37.52%
Gold (\$/ounce)	1,776.45	-0.50%	-6.68%

- Asian stocks were almost flat, a series of major markets were on holiday. Japanese, Chinese, Korean markets for a holiday. Hong Kong's Hang Seng decreased by 0.38%.

VIETNAM ECONOMY		1D (bps)	YTD (bps)
Vnibor	0.95%	5	82
Deposit interest 12M	5.60%	0	-20
5 year-Gov. Bond	1.34%	-2	12
10 year-Gov. Bond	2.14%	-6	11
USD/VND	23,165	0	-0.06%
EUR/VND	28,415	0	-2.36%
CNY/VND	3,633	0	1.68%

- According to the Ministry of Agriculture and Rural Development, in the first 4 months of the year, the total import-export turnover of agricultural, forestry and aquatic products (AFF) was estimated at 32.07 billion USD, of which exports reached about 17.15 billion USD, up 24.2% over the same period last year.

EVENT CALENDER

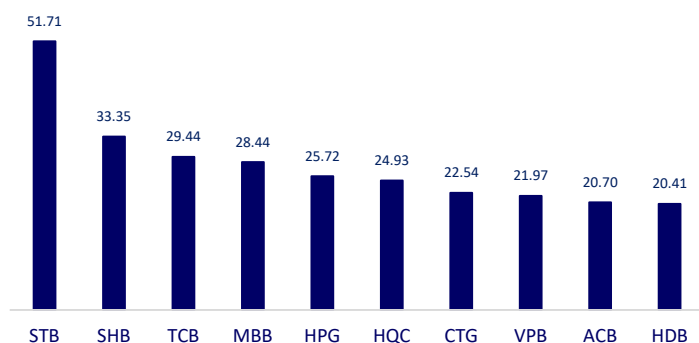
Ticker	Ex-right Date	Last register Date	Exercise Date	Type	Rate	Value
SHB	5/6/2021	5/7/2021		Stock	0.1	
HGM	5/6/2021	5/7/2021	5/28/2021	Cash		800
DHG	5/7/2021	5/10/2021	5/18/2021	Cash		4,000
TDS	5/7/2021	5/10/2021	5/28/2021	Cash		1,000
APL	5/10/2021	5/11/2021	5/20/2021	Cash		1,200
HCM	5/11/2021	5/12/2021	5/27/2021	Cash		700
LCG	5/12/2021	5/13/2021	6/1/2021	Cash		700
TDW	5/12/2021	5/13/2021	5/28/2021	Cash		1,200

SELECTED NEWS

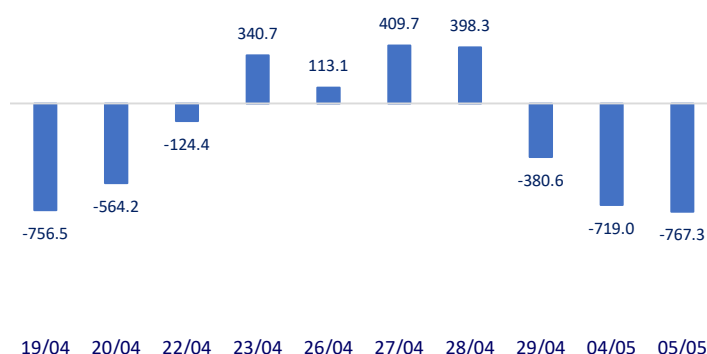
- Export of agricultural, forestry and aquatic products in 4 months increased by 24.2%.
- The budget revenue of Quang Nam province in the first 4 months of the year is nearly 9,500 billion VND
- Reduce coal and hydroelectric power to make room for solar power
- The United States has a record trade deficit
- Japan considered extending the emergency
- The debt was swollen, China halted two \$20b railway projects

	Close	1D	5D	Buying vol.	Selling vol.	Content
VCB	101,200	2.12%	2.22%	2,936,600	3,608,200	- MBB: In Q1.2021, non-interest income sources increased sharply such as net income from services (+43%), profits from trading securities, investment securities (+39%), and profits from trading foreign exchange (+48%). Most notably, profit from other activities was 5 times higher than the same period, reaching nearly 1,217 billion dong, mainly because MB recorded revenue from processed debts of more than 1,107 billion dong.
BID	41,900	1.45%	3.20%	5,661,500	4,829,600	
CTG	43,350	0.81%	9.06%	34,126,200	46,828,400	
TCB	45,950	5.88%	15.02%	48,546,700	47,389,200	
VPB	60,600	1.85%	10.18%	35,158,100	31,146,400	
MBB	31,700	1.44%	4.79%	41,477,700	49,248,300	
HDB	29,050	6.80%	8.19%	29,023,100	26,595,900	
TPB	28,650	2.32%	5.14%	9,530,800	11,412,500	
STB	24,700	2.49%	2.07%	106,982,100	96,994,400	
NVL	133,000	1.14%	3.91%	2,682,400	2,669,200	
TCH	22,500	-0.22%	2.27%	6,193,700	8,393,100	
KDH	36,550	-1.08%	4.88%	9,926,100	7,203,200	- PLX: Q1.2021 consolidated EAT is 736 billion dong (in the same period last year, a loss of 1,813 billion dong) is mainly due to an increase in world oil prices.
PDR	72,300	-0.96%	1.12%	3,817,800	4,158,600	
GAS	85,500	2.64%	4.40%	1,704,100	1,432,800	- VIC: Vinfast transferred ownership of nearly 27.5 million VIC shares. After the transaction, Vinfast no longer owns VIC shares
POW	12,700	5.39%	4.10%	38,005,200	27,841,700	
PLX	50,900	2.52%	1.80%	2,447,400	2,431,800	- SBT: In the 9 months of 2020-2021, SBT consumes 877,000 tons of sugar, up nearly 26% over the same period, net revenue is 10,749 billion dong, up by 18%.
VIC	133,700	0.07%	1.67%	2,457,900	1,916,300	
VHM	99,600	0.40%	-1.29%	5,250,600	5,372,500	- VIC: Q1.2021, consolidated revenue and profit after tax reached VND 4,048 billion and VND 123 billion respectively. This profit comes from Vietjet investment in projects, financial investment, development of aviation services, compensating for air transport operations.
VRE	31,600	0.96%	0.32%	19,030,000	14,798,900	
VNM	92,000	0.44%	-1.81%	6,656,900	6,644,600	- SBT: In the 9 months of 2020-2021, SBT consumes 877,000 tons of sugar, up nearly 26% over the same period, net revenue is 10,749 billion dong, up by 18%.
MSN	96,000	0.10%	-3.03%	3,342,200	3,014,000	
SBT	19,950	1.01%	-2.44%	4,540,000	5,000,200	- VIC: Q1.2021, consolidated revenue and profit after tax reached VND 4,048 billion and VND 123 billion respectively. This profit comes from Vietjet investment in projects, financial investment, development of aviation services, compensating for air transport operations.
BVH	124,500	0.40%	-1.19%	601,500	666,200	
VJC	124,500	0.40%	-1.19%	601,500	666,200	- VIC: Q1.2021, consolidated revenue and profit after tax reached VND 4,048 billion and VND 123 billion respectively. This profit comes from Vietjet investment in projects, financial investment, development of aviation services, compensating for air transport operations.
FPT	82,900	0.00%	2.60%	4,000,700	5,744,100	
MWG	140,900	1.08%	0.64%	3,033,400	1,667,800	- VIC: Q1.2021, consolidated revenue and profit after tax reached VND 4,048 billion and VND 123 billion respectively. This profit comes from Vietjet investment in projects, financial investment, development of aviation services, compensating for air transport operations.
PNJ	97,000	1.89%	1.36%	931,000	1,098,200	
REE	52,800	1.34%	3.53%	821,700	1,003,000	- VIC: Q1.2021, consolidated revenue and profit after tax reached VND 4,048 billion and VND 123 billion respectively. This profit comes from Vietjet investment in projects, financial investment, development of aviation services, compensating for air transport operations.
SSI	33,600	2.13%	4.67%	20,282,500	25,008,900	
HPG	59,300	-0.84%	5.89%	41,152,100	44,898,400	

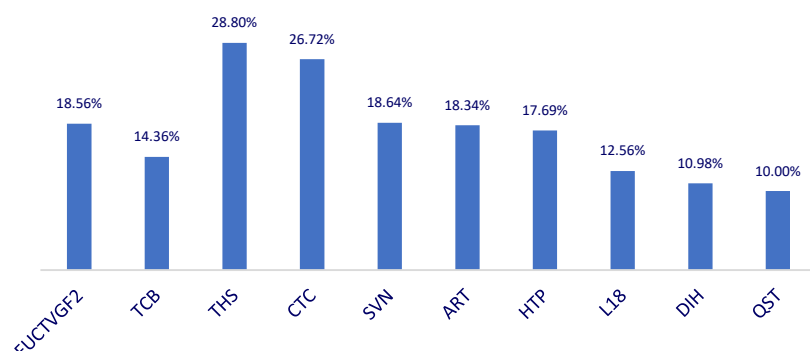
Top most traded tickers (Volume - in million)



Foreign net flow 10 nearest sessions (Billion VND)



Top increases in 3 consecutive sessions



Top decreases in 3 consecutive sessions

