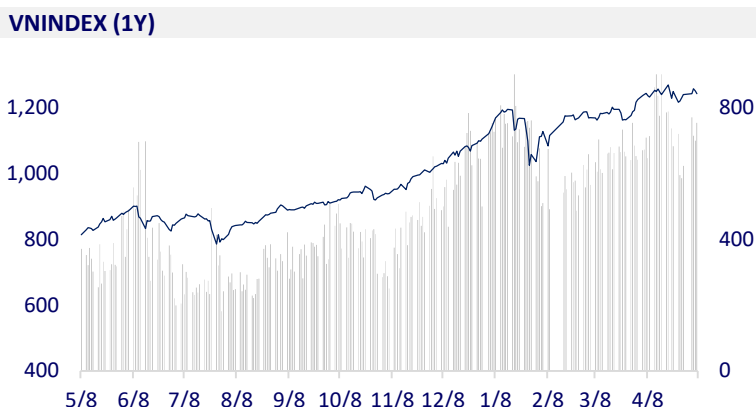
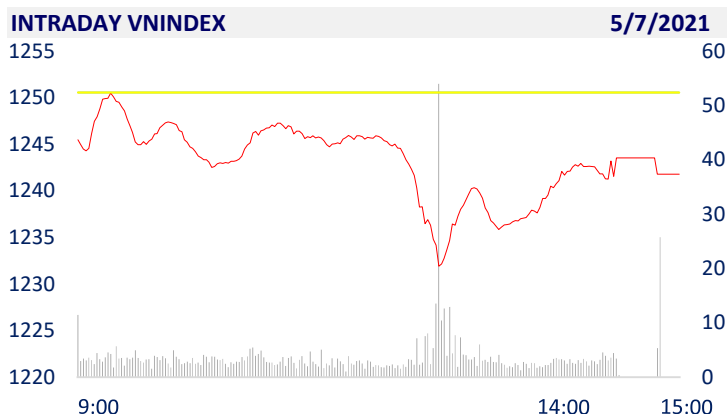
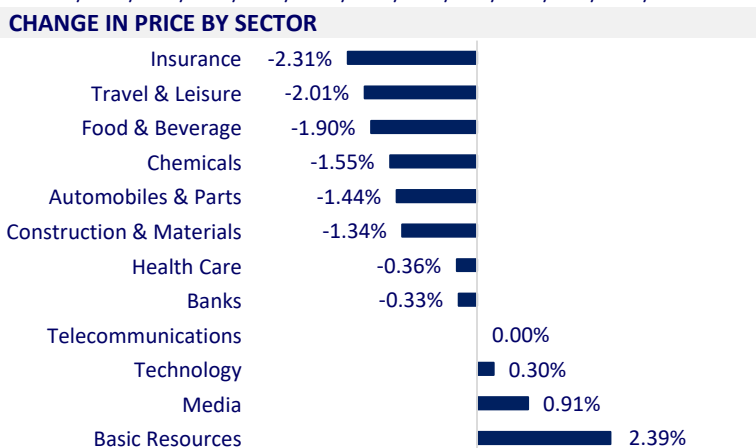


VIETNAM STOCK MARKET		1D	YTD
VN-INDEX	1,241.81	-0.70%	12.94%
VN30	1,340.73	-0.29%	26.68%
HNX	279.86	-0.44%	41.99%
UPCOM	80.85	-0.41%	9.51%
Net Foreign buy (B)	-341.47		
Total trading value (B)	26,101.38	14.72%	52.17%

- Session 7/5: Foreign investors continued to net sell nearly 341 billion dong, the selling focused on Bluechips like VPB (-369 billion dong), HPG (-124 billion dong), VNM (-95 billion dong) ...



ETF & DERIVATIVES		1D	YTD
E1VFN30	22,400	0.00%	19.15%
FUEMAV30	15,750	1.22%	25.70%
FUESSV30	16,680	-0.71%	25.13%
FUESSV50	19,400	-1.02%	22.78%
FUESSVFL	18,500	-0.48%	35.53%
FUEVFN30	23,000	-2.95%	33.72%
FUEVN100	17,140	0.41%	22.87%
VN30F2112	1,307.00	-0.98%	
VN30F2109	1,310.00	-1.87%	
VN30F2106	1,319.50	-0.68%	
VN30F2105	1,323.80	-0.95%	



GLOBAL MARKET		1D	YTD
Nikkei	29,357.82	-0.22%	6.97%
Shanghai	3,418.87	-0.65%	0.13%
Kospi	3,197.20	0.58%	11.27%
Hang Seng	28,628.00	-0.44%	5.46%
STI (Singapore)	3,200.26	0.86%	11.54%
SET (Thái Lan)	1,583.66	0.75%	9.27%
Crude oil (\$/barrel)	64.55	-0.23%	33.64%
Gold (\$/ounce)	1,820.50	0.34%	-4.37%

- Asian stocks mostly declined despite Wall Street's positive session. In Japan, the Nikkei 225 decreased by 0.22%. The Chinese market could not hold its momentum, closing in the red with the Shanghai Composite down 0.65% and the Shenzhen Component down 1.95%. Hong Kong's Hang Seng decreased by 0.44%. In South Korea, the Kospi increased by 0.58%.

VIETNAM ECONOMY		1D (bps)	YTD (bps)
Vnibor	1.14%	0	101
Deposit interest 12M	5.60%	0	-20
5 year-Gov. Bond	1.37%	0	15
10 year-Gov. Bond	2.24%	2	21
USD/VND	23,160	0	-0.08%
EUR/VND	28,541	0	-1.93%
CNY/VND	3,640	0	1.88%

- According to the report of the Ministry of Industry and Trade, the export turnover of goods in April 2021 was estimated at 25.5 billion USD, down 14% from the previous month, of which the domestic economic sector reached 6.69 billion USD, down 11.4%; foreign investment sector (including crude oil) reached 18.8 billion USD, down 14.9%.

EVENT CALENDER

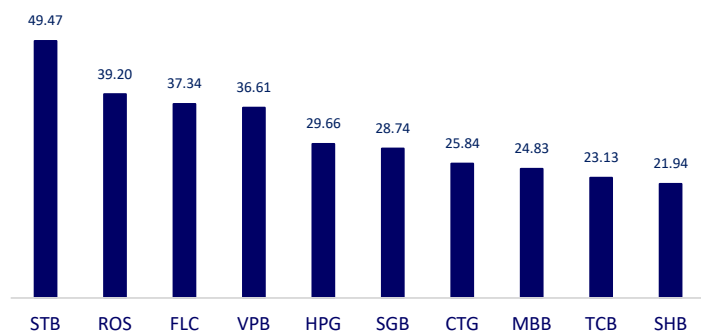
Ticker	Ex-right Date	Last register Date	Exercise Date	Type	Rate	Value
DHG	5/7/2021	5/10/2021	5/18/2021	Cash		4,000
TDS	5/7/2021	5/10/2021	5/28/2021	Cash		1,000
APL	5/10/2021	5/11/2021	5/20/2021	Cash		1,200
HCM	5/11/2021	5/12/2021	5/27/2021	Cash		700
LCG	5/12/2021	5/13/2021	6/1/2021	Cash		700
TDW	5/12/2021	5/13/2021	5/28/2021	Cash		1,200
SEB	5/12/2021	5/13/2021	5/21/2021	Cash		1,500
DHA	5/13/2021	5/14/2021	5/27/2021	Cash		3,000

SELECTED NEWS

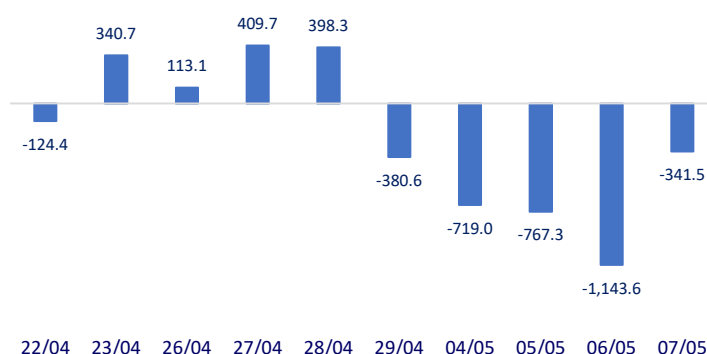
- Bac Ninh: Que Vo II Industrial Park - Phase 2 is over 277 hectares
- Made-in-Vietnam phones and computers export growth has grown by two digits
- More than 100,000 billion VND to invest in Roadway 4 going through Hanoi, Hung Yen, Bac Ninh
- US President Joe Biden will maintain pressure on China by continuing investment bans under Donald Trump
- Fed warns the stock market to face the risk of 'red fire' when asset prices rise too high
- The US President can accept a lower corporate tax rate than the proposal

	Close	1D	5D	Buying vol.	Selling vol.	Content
VCB	97,000	-2.32%	-3.00%	3,701,100	3,821,200	- BID: 76% of bad debt BIDV is likely to lose capital, coverage rate exceeds 100%. The bank raised its NPL coverage from 89% to 107% in Q1. Group 5 debt accounts for 76% of total NPLs. BIDV's pre-tax profit was 7,173 billion dong, up 88% in the first quarter, fulfilling 55% of the year plan. Profit from other activities increased by 210%, reaching VND 1,805 billion.
BID	40,650	-1.45%	-0.85%	6,654,200	6,487,100	
CTG	43,800	2.10%	7.35%	48,765,900	43,293,000	
TCB	47,050	-0.11%	14.76%	42,183,900	40,810,100	
VPB	61,500	-0.49%	5.13%	54,865,600	49,966,000	
MBB	31,600	0.00%	4.12%	45,775,000	41,518,400	
HDB	30,000	4.17%	10.09%	28,963,600	29,053,800	
TPB	29,100	3.37%	6.20%	20,765,800	24,037,400	
STB	24,000	-1.64%	0.42%	97,402,600	93,489,300	
NVL	135,800	0.07%	3.35%	3,327,300	3,092,500	
TCH	21,900	-3.52%	0.92%	10,405,100	12,026,400	- PLX: Q1.2021 net profit is 661 billion dong, flying fuel segment is affected by Covid-19
KDH	36,300	-0.41%	3.27%	9,819,800	10,620,900	
PDR	70,900	-1.25%	1.00%	3,378,000	3,563,600	- Vingroup recently reported selling more than 12.28m VGT shares - half of the previous 25m shares registered to be sold. The transaction is carried out from 01-29/04/2021. - VNM: In 2020, VNM recorded a 6% growth in revenue, mainly thanks to the consolidation of Moc Chau Milk's business results, while the purchasing power of the market was weak. - HPG: Chairman of the Board of Directors Tran Dinh Long and his family are holding approximately 35% capital of Hoa Phat Group, so they will receive nearly 580 billion dong of cash dividend in the next few months. Mr. Long intends to use dividends to buy more HPG shares.
GAS	84,000	-1.06%	0.60%	1,363,800	1,399,800	
POW	12,100	-1.63%	-1.63%	22,754,500	22,299,700	
PLX	50,700	-0.20%	0.80%	3,075,200	2,993,200	
VIC	132,000	-0.38%	0.76%	2,844,700	2,594,000	
VHM	97,100	-1.62%	-2.22%	9,076,500	8,858,200	
VRE	31,000	-0.64%	-3.13%	9,736,700	11,329,500	
VNM	87,000	-2.90%	-6.95%	14,241,300	10,803,300	
MSN	95,000	-0.63%	-3.06%	4,525,600	4,158,400	
SBT	19,350	-2.52%	-3.25%	3,824,900	4,992,600	
BVH	119,500	-2.05%	-4.32%	568,500	970,400	- HPG: Chairman of the Board of Directors Tran Dinh Long and his family are holding approximately 35% capital of Hoa Phat Group, so they will receive nearly 580 billion dong of cash dividend in the next few months. Mr. Long intends to use dividends to buy more HPG shares.
VJC	119,500	-2.05%	-4.32%	568,500	970,400	
FPT	83,000	0.36%	2.60%	4,648,200	5,930,300	
MWG	140,200	-1.27%	-0.50%	2,336,600	1,681,900	
PNJ	95,500	-0.52%	-2.55%	1,052,600	1,349,300	
REE	56,100	1.81%	4.66%	1,834,600	1,862,100	
SSI	32,700	-0.46%	0.31%	20,492,400	24,761,100	
HPG	60,800	2.36%	4.65%	59,909,500	47,585,100	

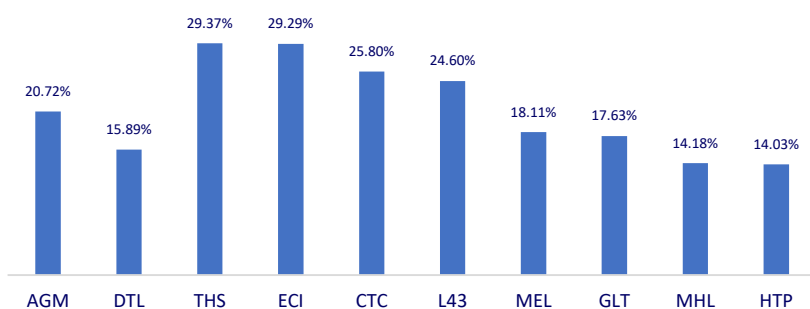
Top most traded tickers (Volume - in million)



Foreign net flow 10 nearest sessions (Billion VND)



Top increases in 3 consecutive sessions



Top decreases in 3 consecutive sessions

