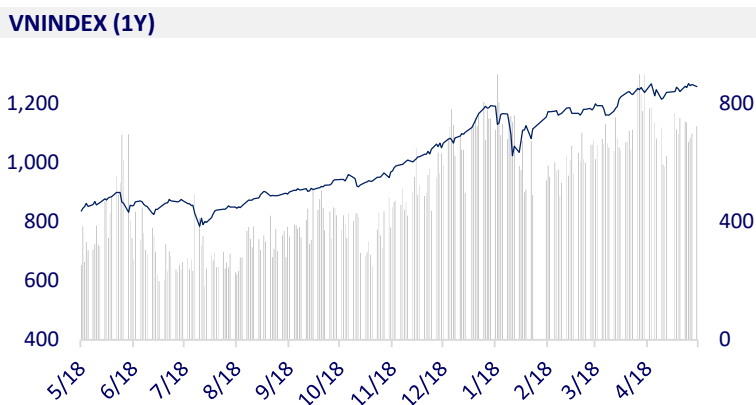
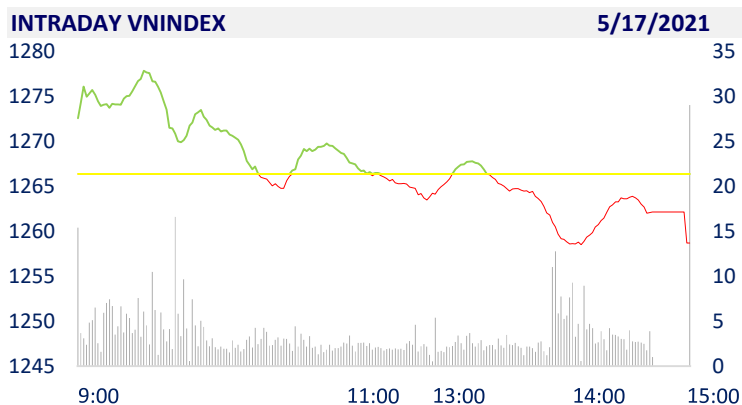
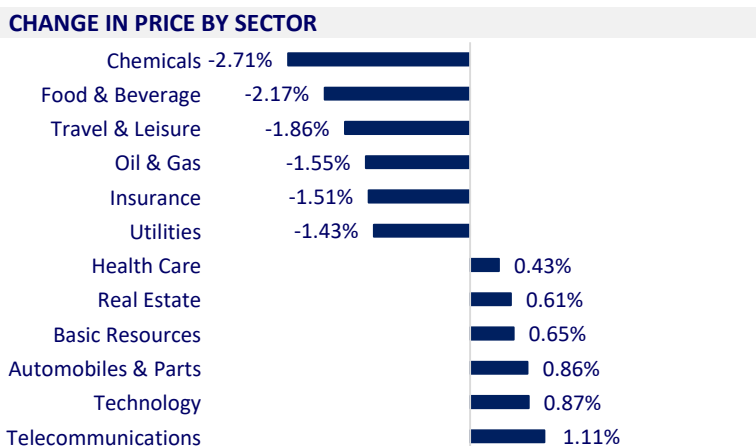


VIETNAM STOCK MARKET		1D	YTD
VN-INDEX	1,258.70	-0.60%	14.48%
VN30	1,371.36	-0.63%	29.57%
HNX	296.79	0.70%	50.58%
UPCOM	80.42	-0.72%	8.93%
Net Foreign buy (B)	-1,291.21		
Total trading value (B)	27,797.96	5.98%	62.06%

- Foreign investors' trade was also not really positive as they continued to be a strong net selling with a total value of 1,291 billion dong. Foreign investors' selling focused on Bluechips such as VPB (-243 billion dong), VIC (-148 billion dong), VNM (-146 billion dong), HPG (-125 billion dong)...



ETF & DERIVATIVES		1D	YTD
E1VFN30	23,000	0.00%	22.34%
FUEMAV30	16,310	-0.18%	30.17%
FUESSV30	17,220	0.12%	29.18%
FUESSV50	19,900	0.76%	25.95%
FUESSVFL	19,600	-0.25%	43.59%
FUEVFNVD	22,750	-0.35%	32.27%
FUEVN100	17,330	-0.29%	24.23%
VN30F2112	1,356.00	-0.86%	
VN30F2109	1,356.00	-0.52%	
VN30F2106	1,360.40	-0.64%	
VN30F2105	1,367.00	-0.51%	



GLOBAL MARKET		1D	YTD
Nikkei	27,824.83	-0.65%	1.39%
Shanghai	3,517.62	0.78%	3.02%
Kospi	3,134.52	-0.60%	9.08%
Hang Seng	28,143.00	-0.33%	3.67%
STI (Singapore)	3,079.69	0.81%	7.34%
SET (Thái Lan)	1,549.16	-0.02%	6.89%
Crude oil (\$/barrel)	65.38	-0.32%	35.36%
Gold (\$/ounce)	1,849.55	-0.16%	-2.84%

- Asian stocks mixed, investors keep an eye on China economic data. In Japan, the Nikkei 225 fell 0.65%. The Chinese market rose with the Shanghai Composite up 0.78% and the Shenzhen Component up 1.744%. Hong Kong's Hang Seng fell 0.33%. South Korea's Kospi index fell 0.6 percent.

VIETNAM ECONOMY		1D (bps)	YTD (bps)
Vnibor	1.22%	-2	109
Deposit interest 12M	5.60%	0	-20
5 year-Gov. Bond	1.32%	-11	10
10 year-Gov. Bond	2.12%	-18	9
USD/VND	23,138	0	-0.17%
EUR/VND	28,830	0	-0.94%
CNY/VND	3,647	0	2.07%

- According to a report of the Ministry of Industry and Trade, the production of some key industrial products in the first 4 months of 2021 increased sharply compared to the same period last year, in which, rolled steel products increased by 61.8%; iron and crude steel also increased by 17.4%. Regarding import and export, iron and steel is also in the group of goods with an export turnover of over 1 billion USD in the first 4 months of the year.

EVENT CALENDER

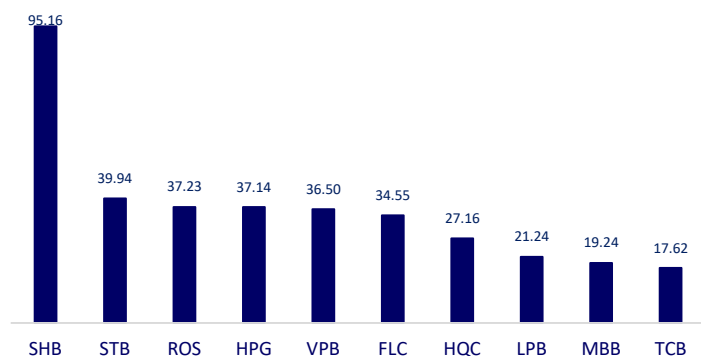
Ticker	Ex-right Date	Last register Date	Exercise Date	Type	Rate	Value
CLH	5/19/2021	5/20/2021	5/28/2021	Cash		1,500
TIX	5/19/2021	5/20/2021	6/25/2021	Cash		1,250
GTA	5/20/2021	5/21/2021	6/10/2021	Cash		1,200
HUG	5/21/2021	5/24/2021	6/2/2021	Cash		2,000
TDN	5/24/2021	5/25/2021	6/10/2021	Cash		800
CMK	5/25/2021	5/26/2021	6/14/2021	Cash		800
PHN	5/26/2021	5/27/2021	6/10/2021	Cash		700
APF	5/27/2021	5/28/2021	6/11/2021	Cash		3,500

SELECTED NEWS

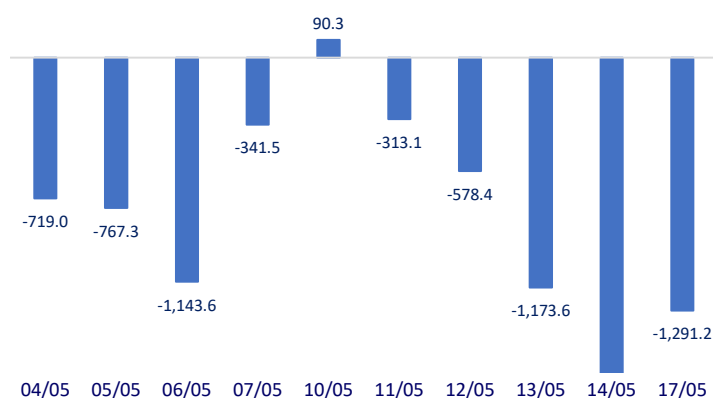
- Tighten management, prevent tax loss with rental activities
- Iron and steel exports increased sharply
- UK Export Minister: Few markets in the world offer greater potential than Vietnam
- Gold is forecasted to continue to increase in price next week
- China's economic recovery shows signs of slowing down
- Supply cannot keep up with demand when the US economy recovers

	Close	1D	5D	Buying vol.	Selling vol.	Content
VCB	96,000	-0.93%	-2.14%	2,738,200	2,913,200	-According to the financial statements of Q1.2021 of 27 banks, the total assets of the surveyed banks reached more than 10 million billion dong, up 1.36% compared to the end of last year. In which, BIDV is the bank with the largest total assets with nearly VND 1.56 million billion, up 2.8% after the first three months of the year. VietinBank is next with assets of more than 1.34 million billion dong, a slight increase of 0.2%. Vietcombank ranked third with total assets of nearly 1.28 million billion dong, down 3.6%
BID	41,800	-1.30%	0.97%	4,411,700	6,935,200	
CTG	46,750	-0.53%	4.35%	34,453,600	32,121,100	
TCB	47,850	-1.64%	-0.52%	29,287,200	29,522,400	
VPB	65,800	-1.20%	5.62%	59,600,700	45,856,700	
MBB	32,900	-0.30%	-0.90%	30,387,400	36,849,800	
HDB	31,150	-0.16%	1.14%	15,986,900	16,959,600	
TPB	32,600	2.03%	4.82%	12,217,400	15,799,500	
STB	25,950	-1.70%	6.79%	70,192,700	70,590,800	
NVL	137,600	2.61%	7.08%	3,091,900	2,237,700	
TCH	22,900	1.78%	4.81%	10,841,600	13,825,400	- The price of US WTI crude oil increased by 0.26% at 7:10 am (GMT) on May 17. While the price of Brent crude oil for July delivery fell slightly by 0.03% to \$68.81/barrel.
KDH	36,500	-2.01%	0.14%	6,187,800	6,821,100	
PDR	70,200	-2.50%	0.43%	4,214,600	4,729,800	- VHM: sets a profit after tax of VND35,000b, paying a dividend in 2020 at the rate of 45%, including 15% in cash; and 30% by stock.
GAS	82,500	-1.90%	-4.07%	2,525,400	1,900,700	- VNM: F&N Dairy Investment Pte. Ltd continued to register to buy 20.1m VNM from May 12 to June 10. Currently, these funds own nearly 370m VNM shares before the transaction
POW	12,150	-0.82%	-0.41%	15,709,400	24,098,000	
PLX	54,000	-1.46%	1.31%	4,088,800	4,559,700	
VIC	124,000	-1.04%	-6.42%	3,975,500	3,750,400	- HPG: All of Hoa Phat's iron and steel production complexes have brought into full play their designed capacity to serve the peak season market demand. Accumulating 4 months, Hoa Phat Group has produced more than 2.7 million tons of crude steel, up 58% over the same period in 2020.
VHM	100,800	3.70%	1.72%	10,930,700	11,560,900	
VRE	30,700	0.16%	-3.31%	9,642,700	11,616,500	
VNM	87,200	-2.57%	-6.24%	9,588,200	8,535,100	
MSN	104,200	-3.61%	2.56%	3,381,400	4,356,100	
SBT	19,600	-2.97%	2.89%	4,419,900	4,189,100	
BVH	114,000	-3.31%	-4.36%	750,600	730,100	
VJC	114,000	-3.31%	-4.36%	750,600	730,100	
FPT	85,700	1.06%	-0.12%	4,670,700	3,499,600	
MWG	141,500	-0.70%	2.46%	1,105,400	1,195,700	
PNJ	94,000	-0.21%	0.43%	326,100	609,700	
REE	55,200	-1.43%	-2.65%	644,100	924,700	
SSI	35,450	0.42%	2.16%	29,021,900	37,217,600	
HPG	61,900	0.81%	-1.75%	65,318,200	55,099,800	

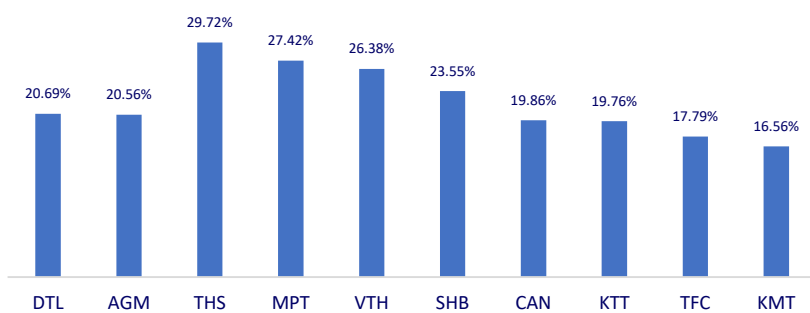
Top most traded tickers (Volume - in million)



Foreign net flow 10 nearest sessions (Billion VND)



Top increases in 3 consecutive sessions



Top decreases in 3 consecutive sessions

