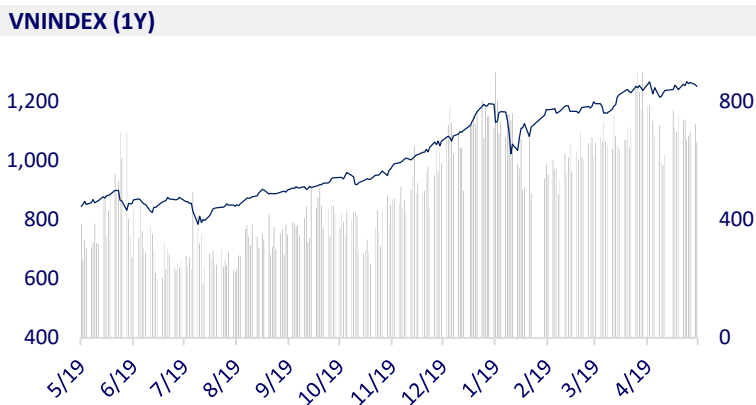
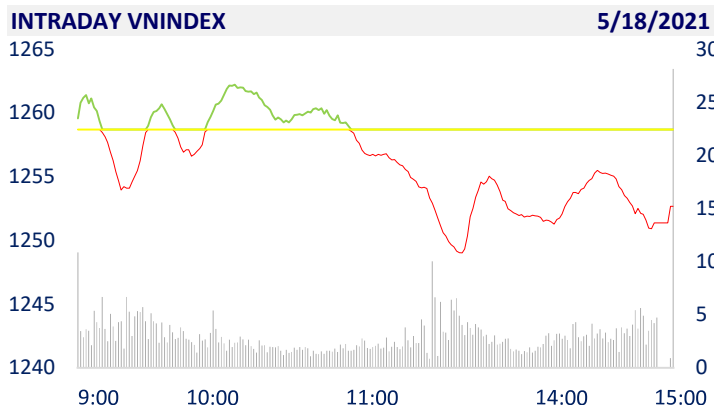
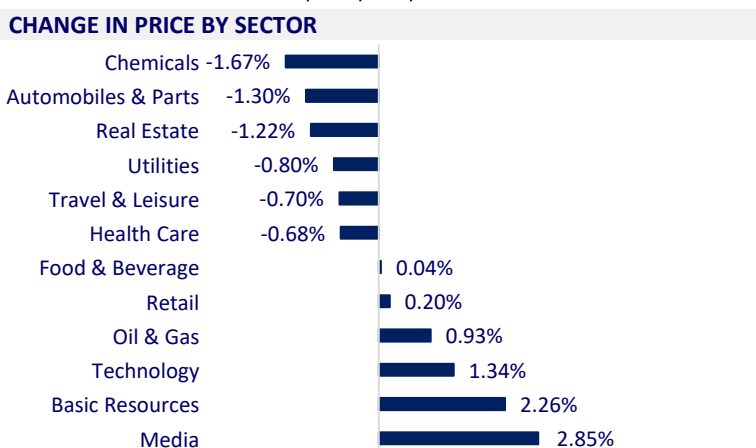


VIETNAM STOCK MARKET		1D	YTD
VN-INDEX	1,252.68	-0.48%	13.93%
VN30	1,378.59	0.53%	30.25%
HNX	294.64	-0.72%	49.49%
UPCOM	80.06	-0.45%	8.44%
Net Foreign buy (B)	-732.72		
Total trading value (B)	24,011.91	-13.62%	39.99%

- Foreign investors' selling pressure has decreased slightly compared to recent sessions but the net selling volume is still very large, up to nearly 733 billion dong. The selling focused on stocks like VIC, VPB, VND, VNM...



ETF & DERIVATIVES		1D	YTD
E1VFN30	23,100	0.43%	22.87%
FUEMAV30	15,940	-2.27%	27.21%
FUESSV30	17,200	-0.12%	29.03%
FUESSV50	19,850	-0.25%	25.63%
FUESSVFL	19,490	-0.56%	42.78%
FUEVFN30	22,710	-0.18%	32.03%
FUEVN100	17,300	-0.17%	24.01%
VN30F2112	1,359.90	0.29%	
VN30F2109	1,363.00	0.52%	
VN30F2106	1,368.00	0.56%	
VN30F2105	1,375.00	0.59%	



GLOBAL MARKET		1D	YTD
Nikkei	28,406.84	-0.13%	3.51%
Shanghai	3,529.01	0.32%	3.36%
Kospi	3,173.05	1.23%	10.43%
Hang Seng	28,589.00	0.04%	5.31%
STI (Singapore)	3,142.63	2.04%	9.53%
SET (Thái Lan)	1,566.80	1.14%	8.10%
Crude oil (\$/barrel)	66.58	0.20%	37.85%
Gold (\$/ounce)	1,869.35	-0.19%	-1.80%

- Japan announced first-quarter GDP, Asian stocks mixed. In Japan, the Nikkei 225 fell 0.13%. The Chinese market all rose with the Shanghai Composite up 0.32% and the Shenzhen Component down 0.04%. Hong Kong's Hang Seng rose 0.04%. South Korea's Kospi index rose 1.23%.

VIETNAM ECONOMY		1D (bps)	YTD (bps)
Vnibor	1.20%	-2	107
Deposit interest 12M	5.60%	0	-20
5 year-Gov. Bond	1.35%	3	13
10 year-Gov. Bond	2.18%	6	15
USD/VND	23,145	0	-0.14%
EUR/VND	28,948	0	-0.53%
CNY/VND	3,656	0	2.32%

- The data released by the GDC shows that, in the first four months of 2021, the total import and export value reached \$208.25b, up 30.7% over the same period last year. The value of exported goods reached \$104.94b, up 29.6%, corresponding to an increase of \$23.94b and imports reached \$103.31b, up 31.8%, corresponding to an increase of \$24.92b. With this result, Vietnam continues to have a trade surplus of \$1.63b.

EVENT CALENDER

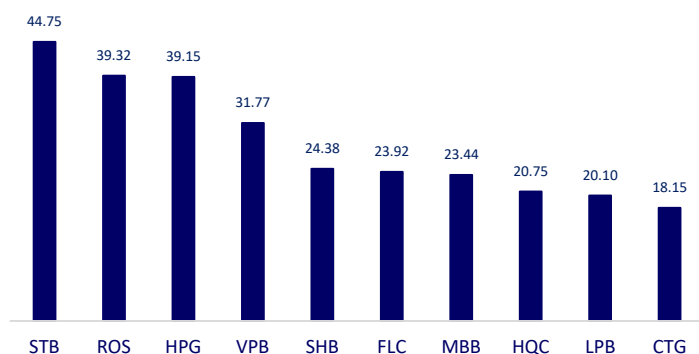
Ticker	Ex-right Date	Last register Date	Exercise Date	Type	Rate	Value
CLH	5/19/2021	5/20/2021	5/28/2021	Cash		1,500
TIX	5/19/2021	5/20/2021	6/25/2021	Cash		1,250
GTA	5/20/2021	5/21/2021	6/10/2021	Cash		1,200
HUG	5/21/2021	5/24/2021	6/2/2021	Cash		2,000
TDN	5/24/2021	5/25/2021	6/10/2021	Cash		800
CMK	5/25/2021	5/26/2021	6/14/2021	Cash		800
PHN	5/26/2021	5/27/2021	6/10/2021	Cash		700
APF	5/27/2021	5/28/2021	6/11/2021	Cash		3,500

SELECTED NEWS

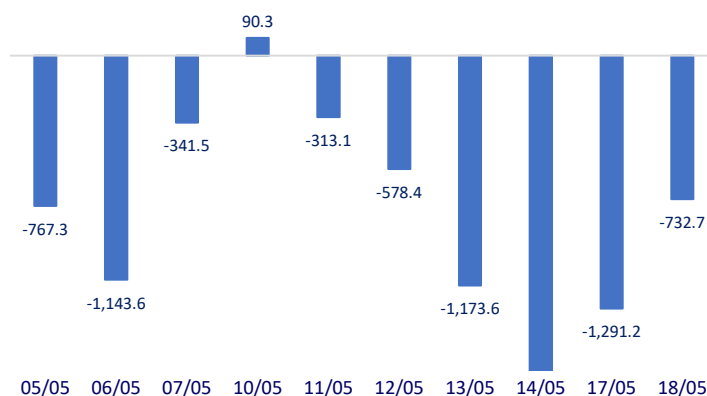
- FDI enterprises continue to lead export growth
- Textile and garment enterprises pay taxes according to the new decree
- Imports of iron and steel from China increased by 70%, while from other markets fell sharply
- The US and EU agree to stop increasing tensions over aluminum and steel tariffs
- China extends tariff exemptions on a wide range of US goods
- US shares 80 million doses of COVID-19 vaccine with the world, 5 times more than any other country

	Close	1D	5D	Buying vol.	Selling vol.	Content
VCB	94,600	-1.46%	-3.37%	4,050,700	3,300,300	- VPB: VPBank has fixed the maximum foreign ownership ratio at 15%, which according to regulations, the total ownership of foreign investors in Vietnamese commercial banks cannot exceed 30%.
BID	40,900	-2.15%	-2.85%	6,551,200	6,932,700	
CTG	46,550	-0.43%	5.32%	36,866,700	29,925,000	
TCB	48,350	1.04%	2.87%	31,825,000	25,824,700	
VPB	67,200	2.13%	6.67%	50,252,900	40,412,900	
MBB	33,300	1.22%	1.83%	44,115,700	40,545,400	
HDB	30,600	-1.77%	2.00%	11,070,400	15,003,100	
TPB	32,100	-1.53%	3.55%	11,440,200	13,246,300	
STB	27,300	5.20%	10.75%	100,255,600	78,619,500	
NVL	141,700	2.98%	10.27%	2,064,900	1,887,100	
TCH	22,200	-3.06%	0.45%	5,933,900	10,278,600	
KDH	36,000	-1.37%	-2.17%	6,297,100	5,968,600	- The price of WTI crude oil increased by 1.58% to \$66.39 per barrel at 5:15 am (GMT) on May 18. The price of Brent crude oil delivered in July was unchanged at 69.58 USD/barrel.
PDR	70,100	-0.14%	0.86%	3,504,100	3,518,100	
GAS	82,000	-0.61%	-3.87%	2,215,300	1,800,600	- VRE: In 2021, VRE is expected to continue to provide the market with nearly 100,000 m2 of retail floor space, bringing the total retail floor area of the system to 1.8 million m2.
POW	12,000	-1.23%	-2.44%	18,292,200	24,653,300	
PLX	54,000	0.00%	1.89%	4,705,900	3,873,700	- MSN: Alibaba and Baring invest \$400 million in Masan's The CrownX, valued at \$7.3 billion
VIC	121,000	-2.42%	-7.63%	3,490,500	3,852,200	
VHM	98,900	-1.88%	0.92%	5,866,500	7,936,100	- HPG: Mr. Tran Vu Minh, Son of HPG Chairman, registered to buy 5 million HPG shares. The transaction period is from May 21, 2021 to June 18, 2021. If the transaction is successful, Mr. Minh will own 53 million HPG shares, equivalent to 1.6%.
VRE	30,000	-2.28%	-3.23%	8,700,800	12,437,100	
VNM	87,000	-0.23%	-4.61%	7,959,400	5,220,000	
MSN	105,100	0.86%	3.55%	5,029,600	5,676,400	
SBT	19,900	1.53%	-1.24%	4,307,100	3,753,700	
BVH	113,000	-0.88%	-5.04%	732,600	541,100	
VJC	113,000	-0.88%	-5.04%	732,600	541,100	
FPT	87,000	1.52%	2.11%	4,155,500	3,742,100	
MWG	141,700	0.14%	3.05%	1,079,900	976,300	
PNJ	93,500	-0.53%	-0.53%	417,500	665,700	
REE	55,500	0.54%	1.09%	983,700	1,160,300	
SSI	35,250	-0.56%	3.07%	20,026,600	26,701,100	
HPG	63,400	2.42%	2.26%	72,321,200	54,022,400	

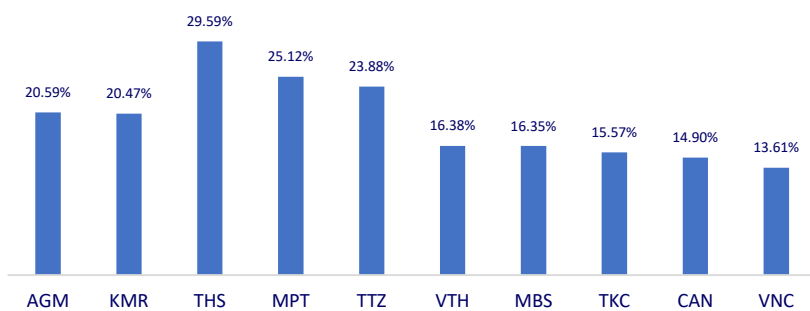
Top most traded tickers (Volume - in million)



Foreign net flow 10 nearest sessions (Billion VND)



Top increases in 3 consecutive sessions



Top decreases in 3 consecutive sessions

