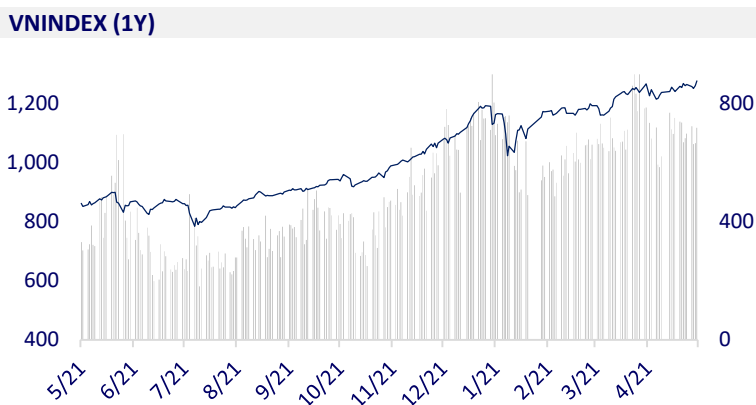
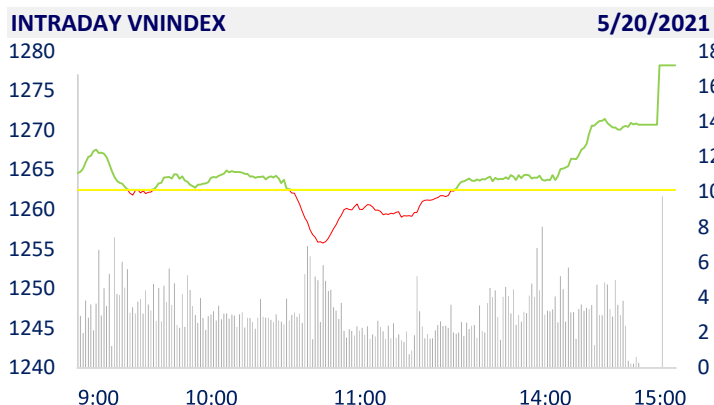
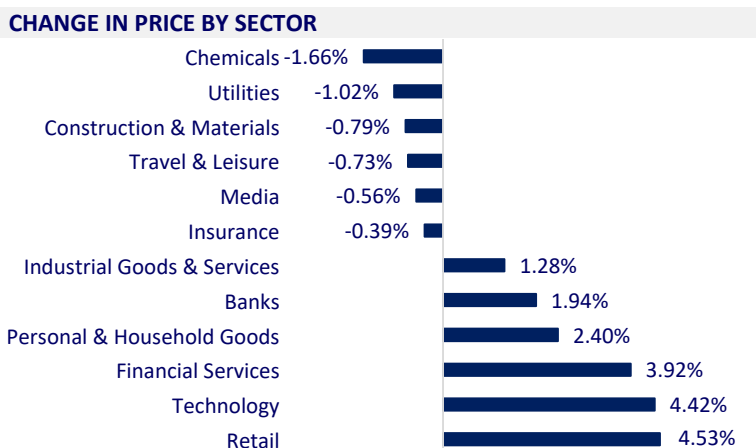


VIETNAM STOCK MARKET		1D	YTD
VN-INDEX	1,278.22	1.25%	16.26%
VN30	1,424.92	1.66%	34.63%
HNX	295.10	-0.05%	49.72%
UPCOM	79.75	-0.08%	8.02%
Net Foreign buy (B)	-508.25		
Total trading value (B)	25,881.96	4.45%	50.89%

- The market increased strongly, foreign investors still net sold more than 508 billion dong in the session 20/5. Foreign investors' selling focused on stocks like KDH (-282.6 billion dong), VPB (-118.7 billion dong), NVL (-92.5 billion dong),...



ETF & DERIVATIVES		1D	YTD
E1VFN30	23,740	2.28%	26.28%
FUEMAV30	16,620	1.16%	32.64%
FUESSV30	18,000	3.51%	35.03%
FUESSV50	20,200	0.00%	27.85%
FUESSVFL	20,300	0.30%	48.72%
FUEVFN30	23,300	0.65%	35.47%
FUEVN100	17,730	0.91%	27.10%
VN30F2112	1,394.00	1.01%	
VN30F2109	1,395.10	0.66%	
VN30F2106	1,408.40	1.11%	
VN30F2105	1,425.00	1.43%	



GLOBAL MARKET		1D	YTD
Nikkei	28,098.25	0.46%	2.38%
Shanghai	3,506.94	-0.11%	2.71%
Kospi	3,162.28	-0.34%	10.05%
Hang Seng	28,390.87	0.07%	4.58%
STI (Singapore)	3,109.81	0.18%	8.39%
SET (Thái Lan)	1,554.54	-0.49%	7.26%
Crude oil (\$/barrel)	62.16	-2.03%	28.70%
Gold (\$/ounce)	1,867.90	-0.18%	-1.88%

- Japan publishes export data, Asian stocks mixed. In Japan, the Nikkei 225 gained 0.46%. The Chinese market was mixed with the Shanghai Composite down 0.11% and the Shenzhen Component up 0.35%. Hong Kong's Hang Seng rose 0.07%. South Korea's Kospi index fell 0.34%.

VIETNAM ECONOMY		1D (bps)	YTD (bps)
Vnibor	1.22%	0	109
Deposit interest 12M	5.60%	0	-20
5 year-Gov. Bond	1.38%	7	16
10 year-Gov. Bond	2.22%	2	19
USD/VND	23,147	0	-0.13%
EUR/VND	28,900	0	-0.70%
CNY/VND	3,649	0	2.13%

- The Prime Minister approves the development of the UKVFTA implementation plan in order to assign tasks and responsibilities to relevant agencies and organizations, decide on measures to direct, administer and other measures to fully implement the implementation this Agreement is sufficient and effective.

**EVENT CALENDER**

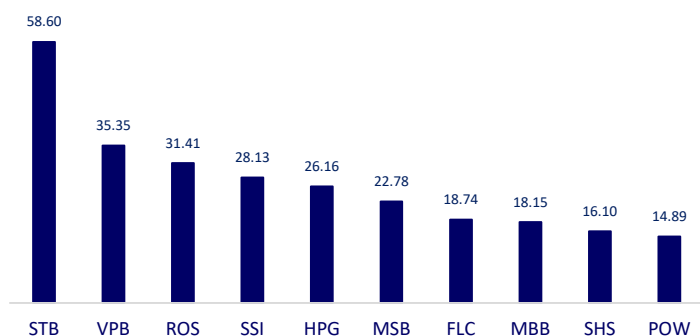
Ticker	Ex-right Date	Last register Date	Exercise Date	Type	Rate	Value
GTA	5/20/2021	5/21/2021	6/10/2021	Cash		1,200
HUG	5/21/2021	5/24/2021	6/2/2021	Cash		2,000
TDN	5/24/2021	5/25/2021	6/10/2021	Cash		800
CMK	5/25/2021	5/26/2021	6/14/2021	Cash		800
PHN	5/26/2021	5/27/2021	6/10/2021	Cash		700
APF	5/27/2021	5/28/2021	6/11/2021	Cash		3,500
PGC	5/28/2021	5/31/2021	6/25/2021	Cash		200
DTT	5/28/2021	5/31/2021	7/20/2021	Cash		700

## SELECTED NEWS

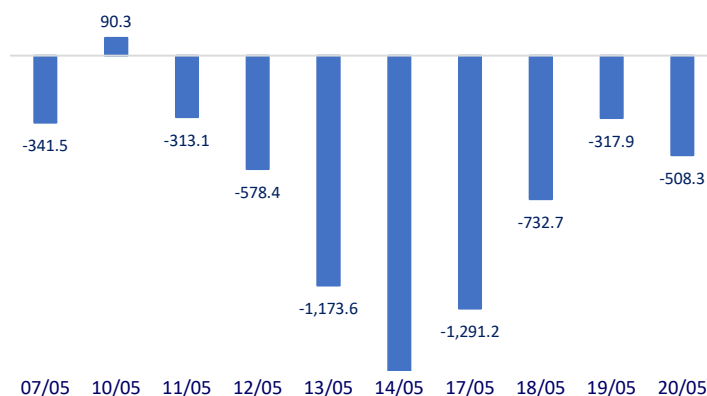
- The Prime Minister approves the implementation plan of the UKVFTA Agreement
- Ministry of Construction: In the near future, it will focus on developing low-income houses
- Formosa has invested billion USD in Dong Nai
- Iron and steel prices fell sharply due to concerns about reduced steel output and demand
- Iran and the US can 'revive' the nuclear deal, oil prices fall
- CNBC: Foreign investment funds abandon Bitcoin to return to gold

	Close	1D	5D	Buying vol.	Selling vol.	Content
VCB	99,000	5.21%	2.27%	3,714,100	2,568,200	- HDB: HDBank's Board of Directors has decided to approve the plan to issue HDBank bonds in 2021 with a total par value of 11,500 billion VND. - CTG: has just reported that it has privately issued 1,500 billion dong of bonds in the 1st of 2021 and 85 billion dong of bonds in the 2nd of 2021. VietinBank has mobilized VND 1,585 billion of bonds from domestic organizations.
BID	41,850	2.32%	-1.76%	8,872,100	7,049,700	
CTG	48,900	1.88%	5.16%	27,846,500	24,763,600	
TCB	50,200	0.20%	4.58%	23,633,100	24,678,800	
VPB	66,800	-1.04%	2.61%	63,144,200	46,251,300	
MBB	34,500	0.00%	4.70%	38,967,400	33,408,000	
HDB	32,000	1.75%	5.61%	20,521,200	15,892,000	
TPB	33,000	0.30%	4.76%	10,809,800	11,477,800	
STB	29,400	3.16%	11.79%	97,835,100	99,771,400	
NVL	141,000	-0.70%	5.22%	4,232,800	5,966,700	
TCH	21,950	0.46%	-0.23%	10,715,200	11,876,000	
KDH	36,500	1.96%	-0.54%	6,774,800	5,482,400	- Gas prices, natural gas prices in this morning's session continued to decline by more than 0.1% due to concerns about demand in the market.
PDR	73,000	3.99%	2.67%	3,457,900	2,892,100	
GAS	80,800	-0.98%	-5.61%	1,096,200	1,825,200	- VHM: One of the top stocks that were bought by foreign investors in today's session, just behind HPG with a value of 36.4 billion dong.
POW	11,450	-2.14%	-6.15%	25,211,900	32,533,200	
PLX	54,400	0.37%	0.74%	4,479,300	3,323,900	- VNM: As of January 6, 2021, foreign investors hold a total of more than 1.2 billion shares, equivalent to 57.75% of VNM shares.
VIC	122,900	2.33%	-2.85%	3,641,800	3,193,600	
VHM	102,000	1.59%	5.15%	6,865,800	7,345,400	- SSI: In the trading session of May 20, SSI shares hit the ceiling to 38,500 dong/share, setting a new peak and exceeding the old peak on January 15 (36,950 dong/share). Since the beginning of 2021, SSI's share price has increased by more than 14%. With 649.8 million shares outstanding, SSI's market capitalization reached VND 25,017 billion (\$1.07 billion) and is the only securities company in the market with a market capitalization exceeding \$1 billion.
VRE	29,500	0.51%	-4.53%	14,523,200	13,603,700	
VNM	88,000	0.57%	-2.76%	7,138,200	5,144,100	
MSN	113,600	5.19%	10.29%	5,512,500	4,946,200	
SBT	19,300	-1.78%	-6.99%	3,918,300	3,625,600	
BVH	111,000	0.91%	-5.13%	839,500	618,900	
VJC	111,000	0.91%	-5.13%	839,500	618,900	
FPT	95,500	5.18%	13.69%	5,967,400	5,121,500	
MWG	150,000	5.86%	7.14%	2,249,200	2,050,700	
PNJ	99,300	6.20%	5.30%	1,833,800	1,556,500	
REE	58,400	6.18%	6.18%	2,481,300	2,574,200	
SSI	38,500	6.94%	9.84%	62,709,100	42,749,200	
HPG	66,600	0.76%	8.29%	43,158,000	37,207,700	

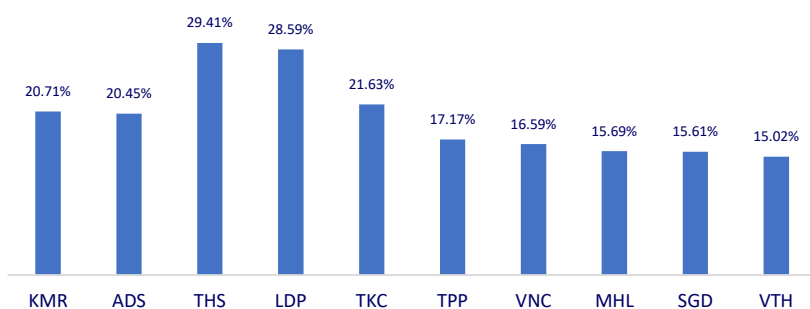
Top most traded tickers (Volume - in million)



Foreign net flow 10 nearest sessions (Billion VND)



Top increases in 3 consecutive sessions



Top decreases in 3 consecutive sessions

