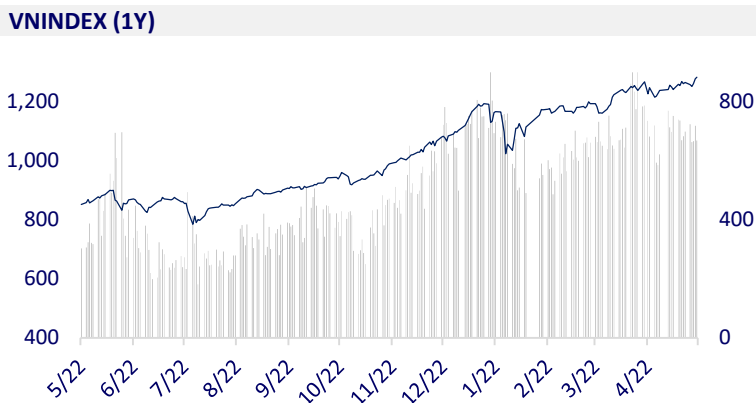
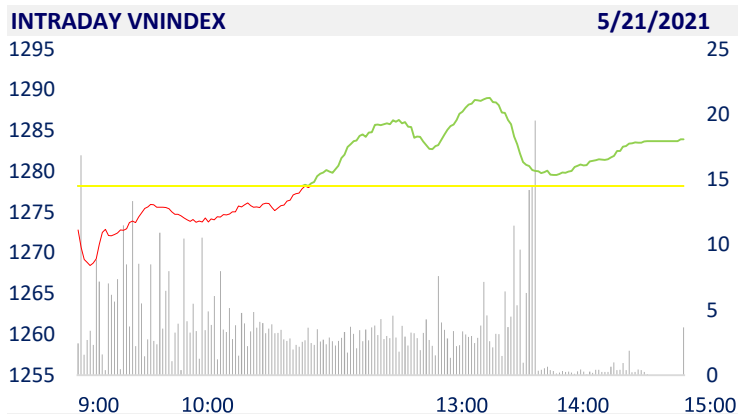
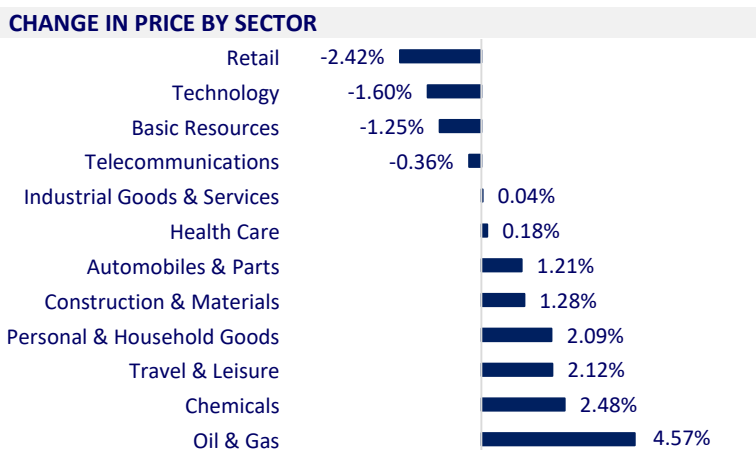


VIETNAM STOCK MARKET		1D	YTD
VN-INDEX	1,283.93	0.45%	16.78%
VN30	1,425.04	0.01%	34.64%
HNX	297.99	0.98%	51.19%
UPCOM	81.63	2.36%	10.56%
Net Foreign buy (B)	-228.22		
Total trading value (B)	27,889.81	7.76%	62.59%

- Foreign investors net sold in the 9th session on HoSE, net bought on HNX and UPCoM. In general, foreign investors bought 39 million shares, worth 2,370 billion dong, while selling 52.9 million shares, worth 2,571 billion dong. Total net selling volume was at 13.9 million shares, equivalent to a net selling value of 228 billion dong.



ETF & DERIVATIVES		1D	YTD
E1VFN30	23,840	0.42%	26.81%
FUEMAV30	16,700	0.48%	33.28%
FUESSV30	17,780	-1.22%	33.38%
FUESSV50	20,400	0.99%	29.11%
FUESSVFL	20,360	0.30%	49.16%
FUEVFNVD	23,700	1.72%	37.79%
FUEVN100	17,850	0.68%	27.96%



VN30F2112	1,397.40	0.24%
VN30F2109	1,401.90	0.49%
VN30F2107	1,411.00	0.18%
VN30F2106	1,414.00	-0.77%

GLOBAL MARKET		1D	YTD
Nikkei	28,317.83	-0.04%	3.18%
Shanghai	3,486.56	-0.58%	2.11%
Kospi	3,156.42	-0.19%	9.85%
Hang Seng	28,420.37	-0.08%	4.69%
STI (Singapore)	3,117.89	0.26%	8.67%
SET (Thái Lan)	1,552.44	-0.14%	7.11%
Crude oil (\$/barrel)	62.81	1.09%	30.04%
Gold (\$/ounce)	1,880.20	0.41%	-1.23%

- Asian stocks fell despite Wall Street's recovery. In Japan, the Nikkei 225 fell 0.04%. The Chinese market decrease with Shanghai Composite fell 0.58% and Shenzhen Component fell 0.51%. Hong Kong's Hang Seng fell 0.08%. South Korea's Kospi index fell 0.19%.

VIETNAM ECONOMY		1D (bps)	YTD (bps)
Vnibor	1.24%	2	111
Deposit interest 12M	5.60%	0	-20
5 year-Gov. Bond	1.30%	-8	8
10 year-Gov. Bond	2.07%	-15	4
USD/VND	23,152	0	-0.11%
EUR/VND	28,999	0	-0.36%
CNY/VND	3,655	0	2.29%

- Accumulated up to now, Binh Duong ranks 3rd in the country in terms of attracting foreign investment capital (after Ho Chi Minh City and Hanoi). The province currently has 3,974 projects with a total registered investment capital of 36.5 billion USD, accounting for about 9% of the total investment capital of the country.

EVENT CALENDER

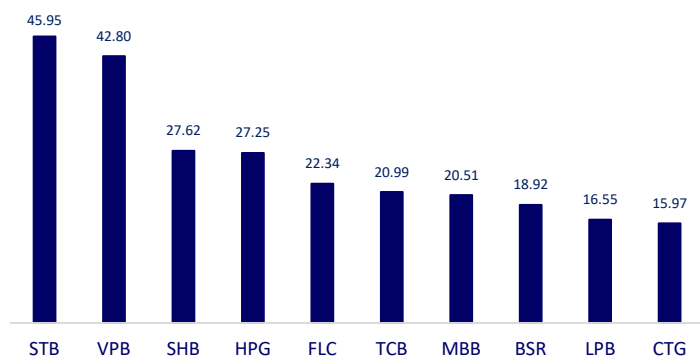
Ticker	Ex-right Date	Last register Date	Exercise Date	Type	Rate	Value
HUG	5/21/2021	5/24/2021	6/2/2021	Cash		2,000
TDN	5/24/2021	5/25/2021	6/10/2021	Cash		800
CMK	5/25/2021	5/26/2021	6/14/2021	Cash		800
PHN	5/26/2021	5/27/2021	6/10/2021	Cash		700
APF	5/27/2021	5/28/2021	6/11/2021	Cash		3,500
PGC	5/28/2021	5/31/2021	6/25/2021	Cash		200
DTT	5/28/2021	5/31/2021	7/20/2021	Cash		700
DPC	5/28/2021	5/31/2021	6/25/2021	Cash		1,000

SELECTED NEWS

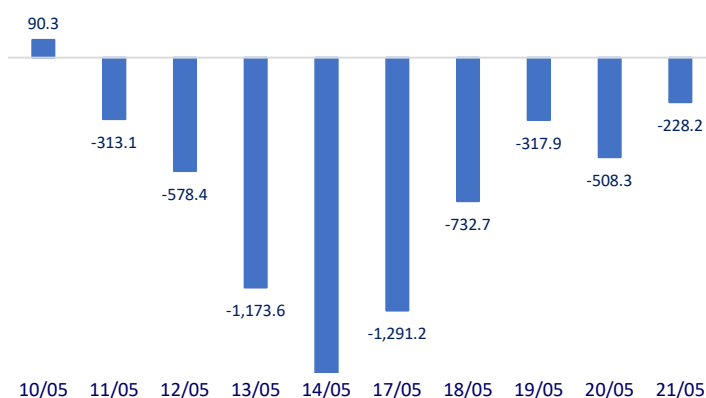
- In the first 5 months of the year, Binh Duong attracted more than 1.25 billion USD of FDI
- The amount of iron and steel scrap poured into Vietnam increased dramatically
- Exports fell sharply by 2 billion USD, the trade balance suddenly reversed the deficit direction
- The Fed will take another step in developing a digital dollar this summer
- CNBC: Gold is "relatively cheap" and could rally back to all-time highs
- US Treasury Department calls for tax on virtual money transfers between businesses

	Close	1D	5D	Buying vol.	Selling vol.	Content
VCB	96,800	-2.22%	-0.10%	2,959,100	4,335,700	- TPB: TPBank has agreed to sell more than 40 million treasury shares from April 28 to May 18. The buyer of the deal has not yet been disclosed. The average trading price was 28,406 VND/share, equivalent to an estimated revenue of more than 1,136 billion VND.
BID	44,750	6.93%	5.67%	36,977,100	18,380,100	
CTG	48,250	-1.33%	2.66%	27,213,800	32,176,800	
TCB	50,800	1.20%	4.42%	32,177,600	28,444,400	
VPB	67,800	1.50%	1.80%	61,576,200	64,123,500	
MBB	34,650	0.43%	5.00%	41,241,700	38,754,900	
HDB	31,900	-0.31%	2.24%	10,886,500	11,666,700	
TPB	33,000	0.00%	3.29%	10,655,300	11,694,200	
STB	28,850	-1.87%	9.28%	79,694,300	92,335,800	
NVL	137,300	-2.62%	2.39%	1,861,900	2,510,600	- TCH: TCH has used almost all of VND 600 billion from the 2019 Class A bond issuance to implement projects HH3, HH4 and Hoang Huy Riverside
TCH	22,500	2.51%	0.00%	11,683,800	9,975,200	
KDH	37,400	2.47%	0.40%	7,351,900	7,835,500	
PDR	76,000	4.11%	5.56%	8,204,900	6,889,200	
GAS	81,000	0.25%	-3.69%	1,162,600	1,251,300	- GAS: achieved net revenue of VND17,570b in the first quarter of 2021, up 3% over the same period. However, GAS's gross profit margin in Q1.2021 was only 18.6%.
POW	11,700	2.18%	-4.49%	24,080,400	24,188,900	
PLX	57,400	5.51%	4.74%	10,294,400	3,397,200	
VIC	122,500	-0.33%	-2.23%	2,809,200	2,632,900	- VHM: Continued to be the focus of foreign investors' net buying in today's session with a value of 77.3 billion dong.
VHM	103,900	1.86%	6.89%	11,128,600	11,809,300	
VRE	30,350	2.88%	-0.98%	15,039,200	11,199,400	
VNM	89,200	1.36%	-0.34%	8,669,000	7,637,800	- MSN: wants to put The CrownX on stock exchange after the business integrations between Consumer, MML and VCM system are successfully implemented.
MSN	111,900	-1.50%	3.52%	4,236,500	4,519,500	
SBT	19,900	3.11%	-1.49%	4,655,100	4,238,200	
BVH	112,700	1.53%	-4.41%	660,200	394,500	- PNJ: PNJ has fulfilled nearly 50% of its 2021 profit target after 4 months with net revenue of VND 1,851 billion, 3.7 times higher than the same period and profit after tax of VND 85 billion (same period of loss because this is the peak of the epidemic). Covid in Vietnam).
VJC	112,700	1.53%	-4.41%	660,200	394,500	
FPT	93,800	-1.78%	10.61%	5,163,200	6,785,200	
MWG	145,400	-3.07%	2.04%	2,029,900	2,100,600	
PNJ	101,800	2.52%	8.07%	1,065,100	1,673,000	
REE	58,000	-0.68%	3.57%	1,483,500	1,625,900	
SSI	39,000	1.30%	10.48%	35,744,800	35,724,900	
HPG	65,600	-1.50%	6.84%	35,555,200	37,715,300	

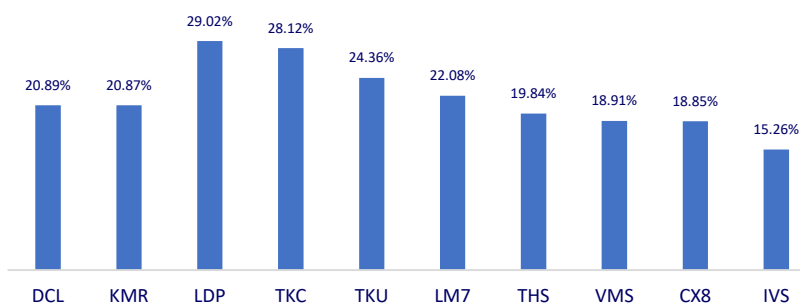
Top most traded tickers (Volume - in million)



Foreign net flow 10 nearest sessions (Billion VND)



Top increases in 3 consecutive sessions



Top decreases in 3 consecutive sessions

