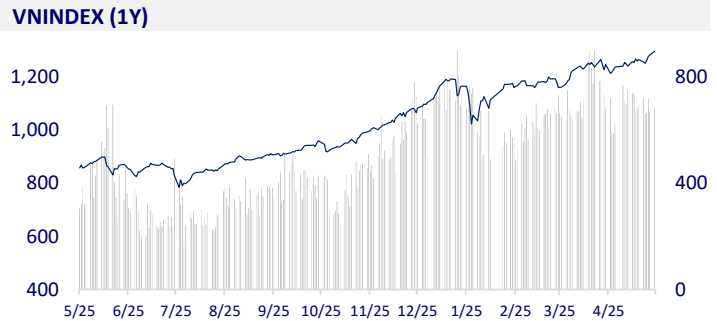
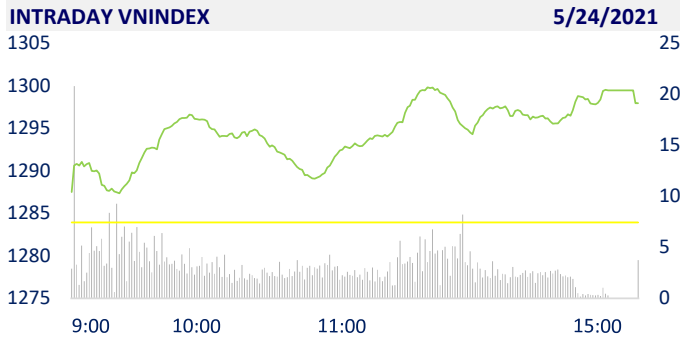
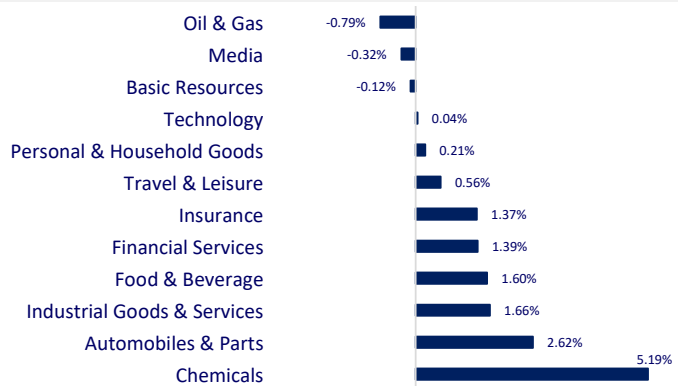


VIETNAM STOCK MARKET		1D	YTD
VN-INDEX	1,297.98	1.09%	18.05%
VN30	1,430.48	0.38%	35.16%
HNX	300.33	0.79%	52.37%
UPCOM	82.63	1.23%	11.92%
Net Foreign buy (B)	-621.67		
Total trading value (B)	28,018.73	0.46%	63.34%

- Foreign investors boosted their net selling of more than 621 billion dong in the session 24/5. The selling focused on HPG (-290.7 billion dong), FUEVFNND (-187.3 billion dong), CTG (-181.9 billion dong)...



ETF & DERIVATIVES		1D	YTD
E1VFN30	25,500	6.96%	35.64%
FUEMAV30	16,730	0.18%	33.52%
FUESSV30	17,770	-0.06%	33.31%
FUESSV50	20,400	0.00%	29.11%
FUESSVFL	20,490	0.64%	50.11%
FUEVFNND	23,850	0.63%	38.66%
FUEVN100	17,930	0.45%	28.53%
VN30F2112	1,418.00	1.47%	
VN30F2109	1,415.20	0.95%	
VN30F2107	1,419.90	0.63%	
VN30F2106	1,426.00	0.85%	

CHANGE IN PRICE BY SECTOR


GLOBAL MARKET		1D	YTD
Nikkei	28,364.61	-0.27%	3.35%
Shanghai	3,497.28	0.31%	2.43%
Kospi	3,144.30	-0.38%	9.43%
Hang Seng	28,430.87	0.24%	4.73%
STI (Singapore)	3,123.61	0.18%	8.87%
SET (Thái Lan)	1,551.85	-0.04%	7.07%
Crude oil (\$/barrel)	64.70	0.92%	33.95%
Gold (\$/ounce)	1,882.45	-0.24%	-1.11%

- Asian stocks mixed in the session on May 24, 2021. In Japan, the Nikkei 225 fell 0.27%. The Chinese market closed higher with the Shanghai Composite up 0.31% and the Shenzhen Component up 0.62%. Hong Kong's Hang Seng rose 0.24%. South Korea's Kospi index fell 0.38%.

VIETNAM ECONOMY		1D (bps)	YTD (bps)
Vnibor	1.21%	-3	108
Deposit interest 12M	5.60%	0	-20
5 year-Gov. Bond	1.32%	2	10
10 year-Gov. Bond	2.12%	5	9
USD/VND	23,159	0.00%	-0.08%
EUR/VND	28,969	0.25%	-0.46%
CNY/VND	3,657	0.14%	2.35%

- The Government Office has just issued Notice No. 119 of the conclusion of Prime Minister Pham Minh Chinh at the meeting with the Ministry of Finance. In particular, the head of the Government requested the Ministry of Finance to prepare resources to reform the salary policy from July 1, 2022 and implement social security policies, ensuring people's lives.

EVENT CALENDER

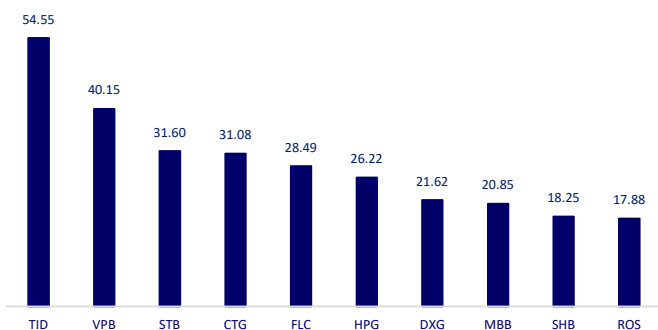
Ticker	Ex-right Date	Last register Date	Exercise Date	Type	Rate	Value
VIF	5/25/2021	5/26/2021	6/16/2021	Cash		889
SEP	5/25/2021	5/26/2021	6/9/2021	Cash		1,255
BSD	5/26/2021	5/27/2021	6/8/2021	Cash		1,000
VSM	5/26/2021	5/27/2021	6/15/2021	Cash		1,200
PHN	5/26/2021	5/27/2021	6/10/2021	Cash		150
HAX	5/27/2021	5/28/2021		Stock	0.3	
VHL	5/27/2021	5/28/2021	7/6/2021	Cash		2,200

SELECTED NEWS

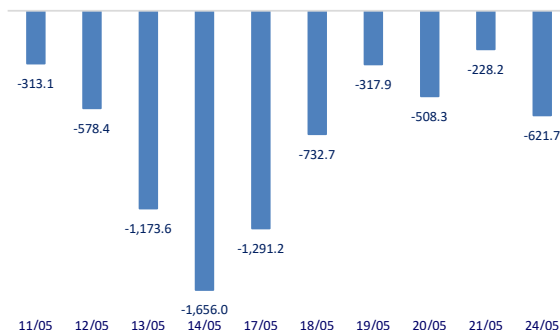
- Prime Minister asked to prepare resources for salary reform on July 1, 2022
- Remittances flow strongly to Vietnam
- Lack of frozen storage, agricultural product export is difficult
- The US and European service industries recover rapidly as the rate of Covid-19 vaccination increases
- Singapore approves breathing test for Covid-19 with immediate results
- China is determined not to tolerate commodity speculation, steel and iron ore prices all fell

	Close	1D	5D	Buying vol.	Selling vol.	Content
VCB	97,400	0.62%	1.46%	3,523,700	4,489,100	- TPB: TPBank has just issued two bonds with a total value of 1,600 billion VND, without collateral and without warrants for a securities company. - BID: BIDV lowered the debt price of 500 billion VND guaranteed by NEM fashion shares
BID	46,000	2.79%	10.05%	15,922,600	16,268,700	
CTG	51,200	6.11%	9.52%	53,191,000	46,422,500	
TCB	50,900	0.20%	6.37%	27,409,300	25,332,100	
VPB	66,700	-1.62%	1.37%	61,032,600	68,853,800	
MBB	34,750	0.29%	5.62%	38,195,300	37,448,400	
HDB	31,750	-0.47%	1.93%	9,828,300	11,086,700	
TPB	33,350	1.06%	2.30%	12,100,500	14,050,100	
STB	28,900	0.17%	11.37%	58,041,200	58,963,400	
NVL	135,000	-1.68%	-1.89%	2,170,400	2,057,400	
TCH	23,500	4.44%	2.62%	23,558,600	19,583,600	
KDH	37,450	0.13%	2.60%	6,847,600	7,719,200	
PDR	76,400	0.53%	8.83%	5,377,700	5,656,000	- POW: VNM ETF will add 4 new shares and can net buy 12 million POW shares
GAS	82,000	1.23%	-0.61%	1,089,900	1,166,100	
POW	11,800	0.85%	-2.88%	15,608,900	19,731,200	
PLX	56,300	-1.92%	4.26%	7,630,500	8,315,900	- VRE: In the next 5 years, the company plans to open 49 more shopping centers, increasing the total floor area by 3 million m2.
VIC	122,100	-0.33%	-1.53%	3,275,100	3,355,000	
VHM	106,000	2.02%	5.16%	9,636,100	12,439,700	
VRE	30,850	1.65%	0.49%	9,393,300	10,781,900	- MSN: Spending 15 million USD to buy 20% capital of Phuc Long Heritage, Masan deployed Phuc Long kiosk model in VinMart+ store.
VNM	91,200	2.24%	4.59%	10,226,500	10,889,400	
MSN	112,000	0.09%	7.49%	3,266,600	3,976,300	
SBT	19,950	0.25%	1.79%	2,736,700	4,699,000	- HPG: CTBC Vietnam Equity Fund sold 650,000 shares, DC Developing Markets Strategies Public Limited Company sold 100,000 shares, KB Vietnam Focus Balanced Fund sold 50,000 shares, reducing the group's ownership of 14 related funds from 198,948,152 shares (6,0004%) to 198,148,152 shares (5,9805%). The transaction was made on May 21, 2021.
VJC	113,500	0.71%	-0.44%	937,600	821,100	
BVH	54,300	1.88%	-0.55%	948,400	1,066,300	
FPT	93,500	-0.32%	9.10%	5,652,900	4,456,900	
MWG	146,000	0.41%	3.18%	1,148,700	1,105,400	
PNJ	101,900	0.10%	8.40%	697,200	1,173,200	
REE	59,100	1.90%	7.07%	1,566,000	1,688,700	
SSI	39,800	2.05%	12.27%	36,189,300	32,669,800	
HPG	65,400	-0.30%	5.65%	41,797,900	40,824,500	

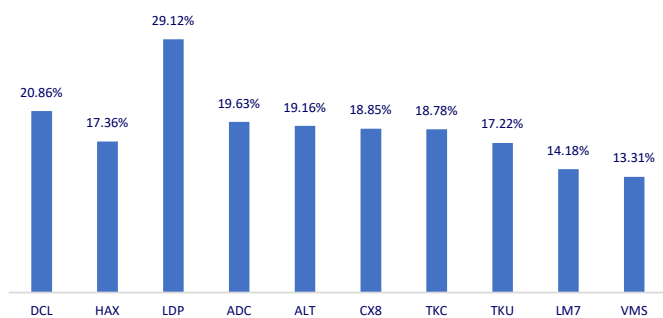
Top most traded tickers (Volume - in million)



Foreign net flow 10 nearest sessions (Billion VND)



Top increases in 3 consecutive sessions



Top decreases in 3 consecutive sessions

