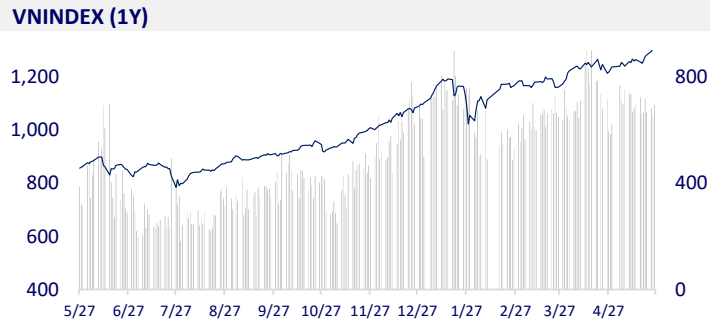
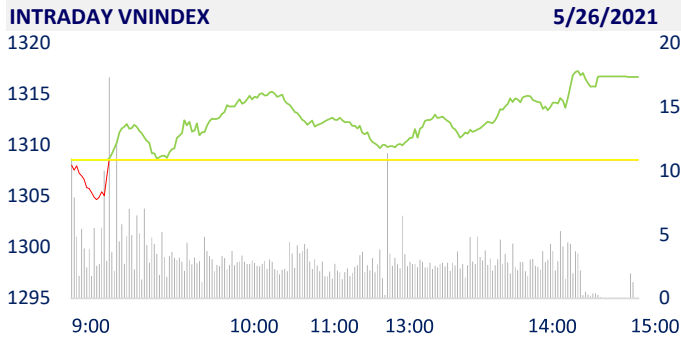
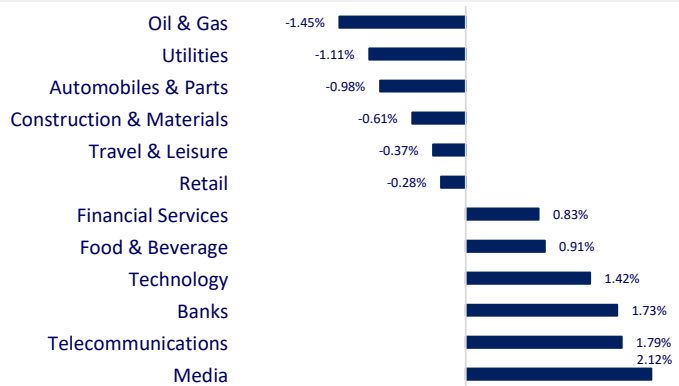


VIETNAM STOCK MARKET		1D	YTD
VN-INDEX	1,316.70	0.62%	19.76%
VN30	1,455.11	0.77%	37.48%
HNX	304.86	1.08%	54.67%
UPCOM	83.06	0.18%	12.50%
Net Foreign buy (B)	151.22		
Total trading value (B)	25,570.58	0.83%	49.07%

- VnIndex increased by 8 points at the end of the session to 1,316.7 points; HNX-Index increased 3.27 points to nearly 305 points. Liquidity on the two exchanges continued to be high with nearly 21,700 billion on HoSE and 3,100 billion on HNX. In the last few sessions, HoSE has been stuck again.



ETF & DERIVATIVES		1D	YTD
E1VFN30	24,370	0.70%	29.63%
FUEMAV30	17,070	1.25%	36.23%
FUESSV30	17,610	-2.17%	32.11%
FUESSV50	20,700	1.22%	31.01%
FUESSVFL	21,340	1.81%	56.34%
FUEVFN30	24,230	0.66%	40.87%
FUEVN100	18,170	0.66%	30.25%
VN30F2112	1,438.60	0.97%	
VN30F2109	1,441.50	1.01%	
VN30F2107	1,447.90	1.15%	
VN30F2106	1,453.00	1.04%	

CHANGE IN PRICE BY SECTOR


GLOBAL MARKET		1D	YTD
Nikkei	28,642.19	-0.04%	4.37%
Shanghai	3,593.36	0.34%	5.24%
Kospi	3,168.43	-0.09%	10.26%
Hang Seng	29,156.00	0.72%	7.40%
STI (Singapore)	3,146.09	0.00%	9.65%
SET (Thái Lan)	1,568.58	0.00%	8.23%
Crude oil (\$/barrel)	65.87	-0.23%	36.38%
Gold (\$/ounce)	1,907.70	0.22%	0.21%

- Asian stocks mixed, many Southeast Asian markets on holiday. In Japan, the Nikkei 225 fell 0.04%. The Chinese market all rose with the Shanghai Composite up 0.34%. Hong Kong's Hang Seng rose 0.72%. South Korea's Kospi index fell 0.09%.

VIETNAM ECONOMY		1D (bps)	YTD (bps)
Vnibor	1.35%	10	122
Deposit interest 12M	5.60%	0	-20
5 year-Gov. Bond	1.22%	4	0
10 year-Gov. Bond	2.29%	3	26
USD/VND	23,152	-0.01%	-0.11%
EUR/VND	29,011	-0.09%	-0.32%
CNY/VND	3,676	0.27%	2.88%

- Transactions on May 25 showed that the average interbank interest rate offered in VND increased sharply by 0.06 - 0.15 percentage points in all terms from 1 month or less compared to the previous session. Overnight rates were recorded to 1.38%, 1 week 1.48%, 2 weeks 1.54% and 1 month 1.6%/year. In particular, the overnight interest rate has broken out of the fluctuation range around 1.2% about a week ago.

EVENT CALENDER

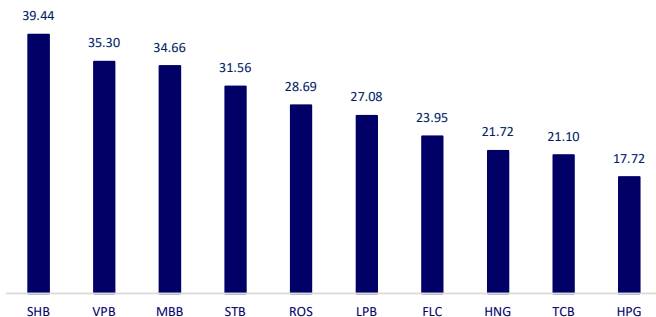
Ticker	Ex-right Date	Last register Date	Exercise Date	Type	Rate	Value
BSD	5/26/2021	5/27/2021	6/8/2021	Cash		1,000
VSM	5/26/2021	5/27/2021	6/15/2021	Cash		1,200
PHN	5/26/2021	5/27/2021	6/10/2021	Cash		150
HAX	5/27/2021	5/28/2021		Stock	0.3	
VHL	5/27/2021	5/28/2021	7/6/2021	Cash		2,200
NFC	5/28/2021	5/31/2021	6/10/2021	Cash		600
PTP	5/28/2021	5/31/2021	6/11/2021	Cash		1,000

SELECTED NEWS

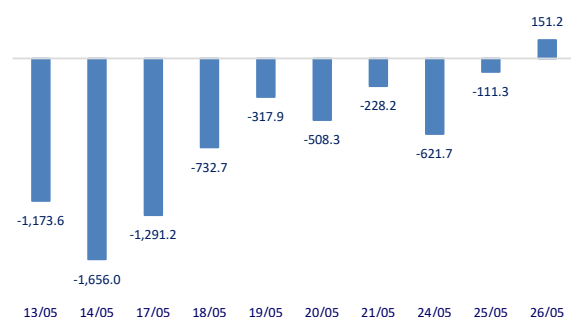
- Interbank interest rates tend to increase again
- Bac Giang plans to re-production for blocked industrial zones
- Shrimp exports continue to overcome difficulties, forecast to increase by more than 20% in the second quarter
- China's economy gradually lost its recovery momentum because of rising commodity prices
- Central banks' ability to support the economy in Asia is challenged
- Fed official insists 'it's still too early' to tighten monetary policy

	Close	1D	5D	Buying vol.	Selling vol.	Content
VCB	100,400	0.60%	6.70%	3,962,000	5,591,000	- CTG: Announcement of the 4th auction of collateral for debt recovery. Collateral includes all assets attached to the land of the Dong Phu high-quality spinning factory project built on a land plot of 32,000m2 in Tan Dan commune, Khoai Chau district, Hung Yen province. The second asset to be auctioned is the entire equipment, machinery and accessories associated with the Dong Phu High Quality Spinning Factory project. The starting price of the auction is 94.8 billion VND. - TCB: will issue more than 6m ESOP shares at 10,000 VND/share
BID	46,650	-0.11%	14.06%	13,948,500	13,581,500	
CTG	51,500	0.78%	7.29%	26,178,500	22,248,000	
TCB	52,800	2.33%	5.39%	32,479,200	25,598,600	
VPB	67,600	1.20%	0.15%	57,372,000	65,254,800	
MBB	37,500	4.75%	8.70%	72,419,600	61,303,500	
HDB	32,800	0.92%	4.29%	9,950,200	10,476,000	
TPB	35,950	2.42%	9.27%	13,409,400	12,544,500	
STB	29,500	0.51%	3.51%	59,597,200	57,540,800	
NVL	133,500	-1.48%	-5.99%	2,662,000	2,290,100	
TCH	23,000	-2.13%	5.26%	7,469,400	15,039,200	
KDH	37,100	0.13%	3.63%	5,583,900	5,429,800	
PDR	74,800	-1.32%	6.55%	3,536,500	3,634,900	
GAS	81,900	-1.21%	0.37%	652,200	946,300	
POW	11,650	-2.10%	-0.43%	18,450,600	25,864,900	
PLX	55,300	-1.60%	2.03%	6,507,900	9,101,500	
VIC	121,700	-0.49%	1.33%	2,494,900	3,014,000	
VHM	105,700	1.05%	5.28%	9,247,900	10,074,100	
VRE	31,250	0.16%	6.47%	8,989,500	13,016,300	
VNM	91,000	0.55%	4.00%	8,631,000	10,047,000	
MSN	113,600	0.00%	5.19%	2,119,000	2,634,200	
SBT	19,350	-1.78%	-1.53%	5,108,300	4,862,300	
VJC	113,000	-0.26%	2.73%	651,000	706,500	
BVH	55,500	0.54%	4.32%	1,695,500	2,019,700	
FPT	95,300	1.60%	4.96%	4,291,900	3,991,800	
MWG	144,900	-0.75%	2.26%	2,354,300	1,444,400	
PNJ	101,800	-0.10%	8.88%	1,195,800	1,331,600	
REE	59,100	0.00%	7.45%	967,900	1,109,100	
SSI	40,950	0.12%	13.75%	23,923,600	24,913,600	
HPG	67,800	0.59%	2.57%	29,306,300	27,864,600	

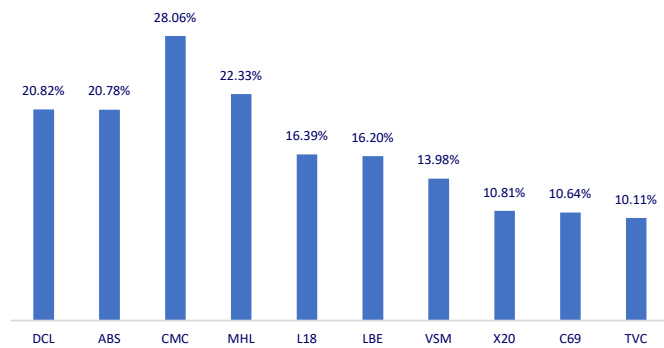
Top most traded tickers (Volume - in million)



Foreign net flow 10 nearest sessions (Billion VND)



Top increases in 3 consecutive sessions



Top decreases in 3 consecutive sessions

