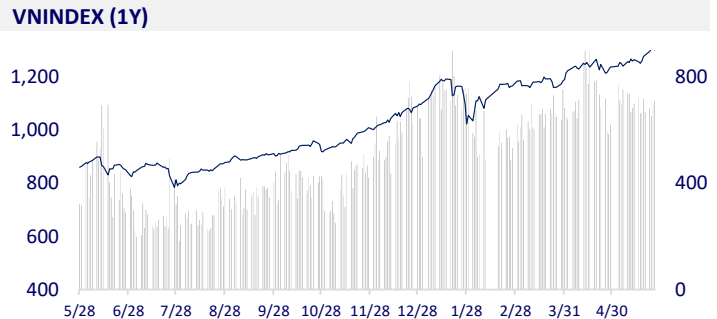
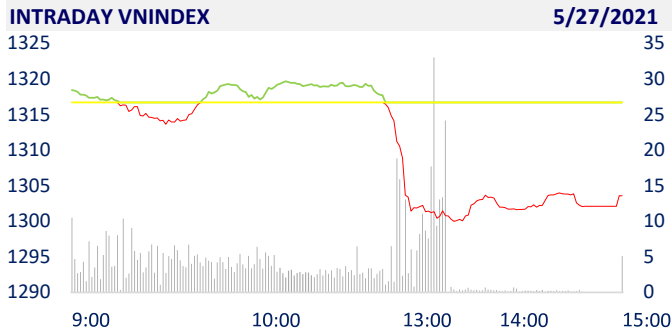
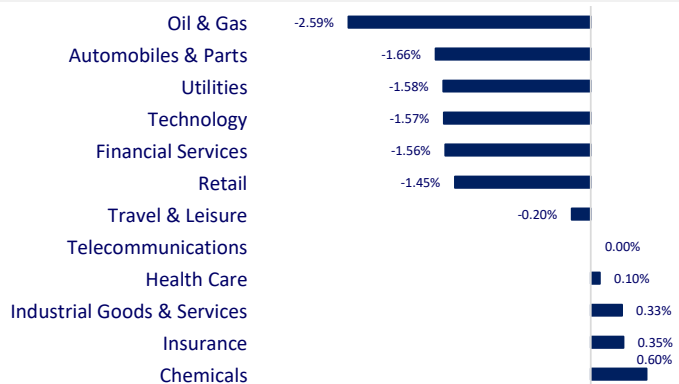


VIETNAM STOCK MARKET		1D	YTD
VN-INDEX	1,303.57	-1.00%	18.56%
VN30	1,437.38	-1.22%	35.81%
HNX	304.45	-0.13%	54.46%
UPCOM	84.08	1.23%	13.88%
Net Foreign buy (B)	264.16		
Total trading value (B)	29,071.20	13.69%	69.48%

- Trading session today with a series of large stocks such as FPT, HPG, MSN, VIC, VNM, SAB, HVN, PLX, PNJ, VRE, BCM... sunk in red, had a great influence on the overall market. The positive point is that some big stocks such as BVH, EIB, REE, STB, NVL... upstream gained, even EIB hit the ceiling, helping VN-Index not to fall too deeply and keep the 1,300 point.



ETF & DERIVATIVES		1D	YTD
E1VFN30	24,360	-0.04%	29.57%
FUEMAV30	16,830	-1.41%	34.32%
FUESSV30	17,600	-0.06%	32.03%
FUESSV50	20,500	-0.97%	29.75%
FUESSVFL	21,340	0.00%	56.34%
FUEVFN30	24,280	0.21%	41.16%
FUEVN100	17,950	-1.21%	28.67%
VN30F2112	1,417.00	-1.50%	
VN30F2109	1,420.00	-1.49%	
VN30F2107	1,422.00	-1.79%	
VN30F2106	1,430.00	-1.58%	

CHANGE IN PRICE BY SECTOR


GLOBAL MARKET		1D	YTD
Nikkei	28,549.01	0.48%	4.03%
Shanghai	3,608.85	0.43%	5.69%
Kospi	3,165.51	-0.09%	10.16%
Hang Seng	29,113.37	0.04%	7.24%
STI (Singapore)	3,164.82	0.60%	10.30%
SET (Thái Lan)	1,582.96	0.92%	9.22%
Crude oil (\$/barrel)	65.53	-0.71%	35.67%
Gold (\$/ounce)	1,895.50	0.03%	-0.43%

- China announced April industrial profits, Asian stocks mixed. In Japan, the Nikkei 225 rose 0.48%. The Chinese market rose with the Shanghai Composite up 0.43% and the Shenzhen Component up 0.7%. Hong Kong's Hang Seng rose 0.04%. South Korea's Kospi index fell 0.09%.

VIETNAM ECONOMY		1D (bps)	YTD (bps)
Vnibor	1.35%	0	122
Deposit interest 12M	5.60%	0	-20
5 year-Gov. Bond	1.34%	12	12
10 year-Gov. Bond	2.15%	-14	12
USD/VND	23,144	-0.04%	-0.15%
EUR/VND	28,931	0.12%	-0.59%
CNY/VND	3,685	0.27%	3.13%

- Prime Minister Pham Minh Chinh requested the highest priority, the whole country put all efforts to support Bac Ninh and Bac Giang to repel and prevent the epidemic as soon as possible in the coming days, ensuring production and business, not letting supply chain disruption, especially in industrial zones.

EVENT CALENDER

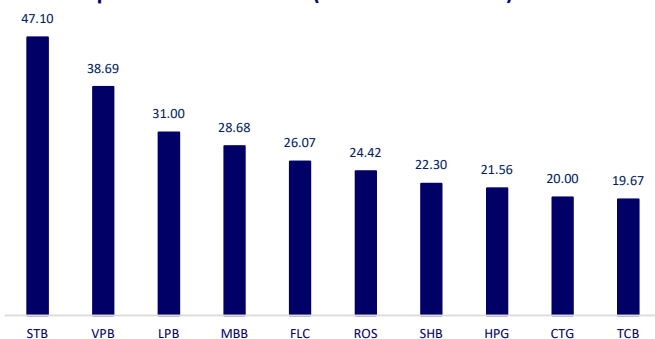
Ticker	Ex-right Date	Last register Date	Exercise Date	Type	Rate	Value
HAX	5/27/2021	5/28/2021		Stock	0.3	
VHL	5/27/2021	5/28/2021	7/6/2021	Cash		2,200
NFC	5/28/2021	5/31/2021	6/10/2021	Cash		600
PTP	5/28/2021	5/31/2021	6/11/2021	Cash		1,000
FTS	5/31/2021	6/1/2021	7/5/2021	Cash		500
FTS	5/31/2021	6/1/2021	6/10/2021	Stock	0.1	
HTC	6/1/2021	6/2/2021	6/18/2021	Cash		500

SELECTED NEWS

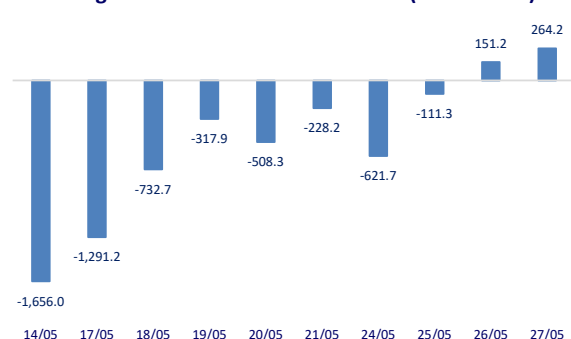
- In the first 5 months of the year, more than 96,000 billion VND of economic violations were discovered
- Foxconn confirmed the factory is back in operation in Bac Giang
- The Prime Minister requested all efforts to support Bac Ninh and Bac Giang to fight the epidemic and develop the economy
- The recovery momentum of the Chinese economy shows signs of being weaker
- Fed upbeat about US economic growth outlook
- US - China telegraph for the first time under Biden

	Close	1D	5D	Buying vol.	Selling vol.	Content
VCB	98,700	-1.69%	-0.30%	2,521,100	3,825,500	- VCB: The credit rating agency S&P Global Ratings (S&P) has just announced that it has upgraded Vietcombank's credit outlook from stable to positive. Assessment of long-term issuer rating and short-term issuer rating have not changed compared to Vietcombank's ranking results from 2012 to 2020 and continue to be among the highest among banks in Vietnam.
BID	45,400	-2.68%	8.48%	10,043,100	11,705,200	
CTG	50,200	-2.52%	2.66%	33,040,300	36,094,500	
TCB	51,400	-2.65%	2.39%	26,838,800	28,713,300	
VPB	67,300	-0.44%	0.75%	61,506,800	63,298,700	
MBB	36,500	-2.67%	5.80%	48,120,100	59,405,100	
HDB	32,000	-2.44%	0.00%	9,640,500	12,718,800	
TPB	35,100	-2.36%	6.36%	10,997,300	13,745,400	
STB	29,800	1.02%	1.36%	94,000,900	77,486,000	
NVL	136,000	1.87%	-3.55%	3,089,400	2,118,000	
TCH	22,100	-3.91%	0.68%	8,598,600	13,582,500	
KDH	39,000	5.12%	6.85%	16,036,700	12,292,100	
PDR	77,500	3.61%	6.16%	6,354,200	5,561,200	- POW: At the General Meeting of Shareholders, PV Power said that EVN still holds VND 834 billion of the difference in the exchange rate of the Ca Mau project's capacity fee.
GAS	80,100	-2.20%	-0.87%	1,099,800	1,379,700	
POW	11,650	0.00%	1.75%	18,123,200	24,858,400	
PLX	53,900	-2.53%	-0.92%	5,115,400	7,805,200	- VIC: According to Reuters, the IPO of VinFast may be slower than expected. VinFast is working with consultants, including Deutsche Bank and JPMorgan, on a plan to list in the US.
VIC	120,300	-1.15%	-2.12%	3,069,100	3,243,400	
VHM	104,400	-1.23%	2.35%	9,114,700	10,583,100	
VRE	30,750	-1.60%	4.24%	6,921,400	12,605,300	- MSN: Expected to issue 5,851,446 ESOP shares (accounting for 0.498% of outstanding shares). The number of shares will be restricted to transfer within 1 year from the end of the issuance.
VNM	90,500	-0.55%	2.84%	4,790,700	7,783,500	
MSN	110,000	-3.17%	-3.17%	3,204,100	3,205,200	
SBT	19,100	-1.29%	-1.04%	3,195,500	3,249,100	- HPG: Vice Chairman Tran Tuan Duong sold 12 million units of HPG, reducing the holding rate to 2.31%. Mr. Duong's 3 children also bought 12 million HPG shares, 4 million shares each.
VJC	113,000	0.00%	1.80%	669,100	564,600	
BVH	56,100	1.08%	6.25%	2,584,500	2,007,400	
FPT	93,800	-1.57%	-1.78%	2,821,000	3,980,400	
MWG	142,400	-1.73%	-5.07%	2,089,700	1,780,600	
PNJ	101,600	-0.20%	2.32%	596,800	830,900	
REE	59,200	0.17%	1.37%	1,581,900	2,221,900	
SSI	39,600	-3.30%	2.86%	31,071,500	34,553,100	
HPG	66,800	-1.47%	0.30%	30,503,300	39,569,700	

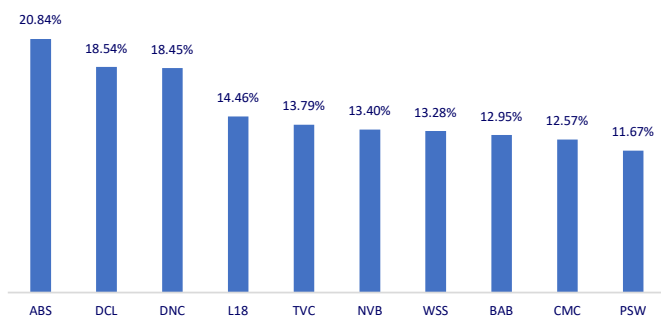
Top most traded tickers (Volume - in million)



Foreign net flow 10 nearest sessions (Billion VND)



Top increases in 3 consecutive sessions



Top decreases in 3 consecutive sessions

