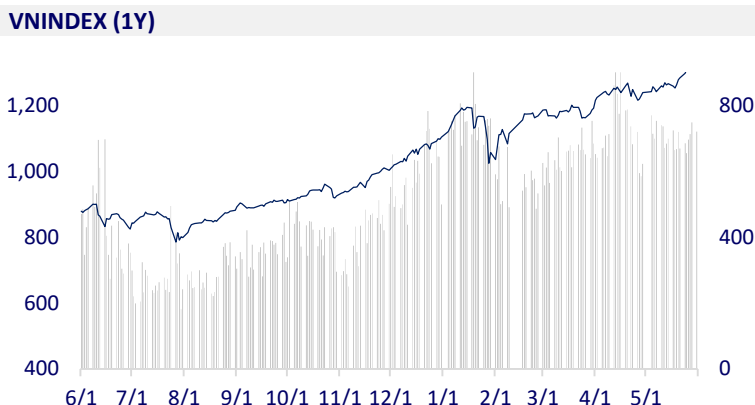
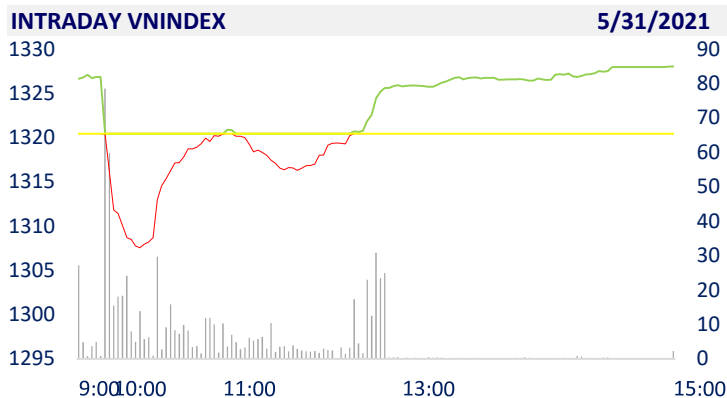
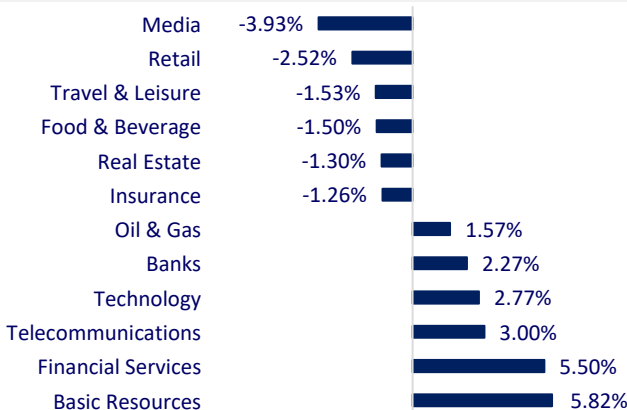


VIETNAM STOCK MARKET		1D	YTD
VN-INDEX	1,328.05	0.57%	20.79%
VN30	1,474.78	1.10%	39.34%
HNX	317.85	2.38%	61.26%
UPCOM	88.77	3.09%	20.24%
Net Foreign buy (B)	-1,718.09		
Total trading value (B)	31,719.97	4.17%	84.92%

- Matching value on all 3 exchanges set a record, VN-Index reached a new high. In general, the total trading volume reached more than 1.03 billion shares, equivalent to a trading value of nearly 32,000 billion dong. Matching value set a record according to each exchange, HoSE was 23,840 billion dong, HNX was 4,360 billion dong and UPCoM was 1,898 billion dong.



ETF & DERIVATIVES		1D	YTD
E1VFN30	24,690	0.86%	31.33%
FUEMAV30	17,300	1.65%	38.07%
FUESSV30	18,190	0.72%	36.46%
FUESSV50	21,000	0.48%	32.91%
FUESSVFL	22,150	2.26%	62.27%
FUEVFN30	24,470	0.41%	42.27%
FUEVN100	18,290	0.00%	31.11%
VN30F2112	1,465.00	1.09%	
VN30F2109	1,471.60	1.36%	
VN30F2107	1,473.80	1.16%	
VN30F2106	1,479.50	1.16%	

CHANGE IN PRICE BY SECTOR


GLOBAL MARKET		1D	YTD
Nikkei	28,860.08	-0.24%	5.16%
Shanghai	3,615.48	0.41%	5.89%
Kospi	3,203.92	0.48%	11.50%
Hang Seng	29,143.87	0.58%	7.36%
STI (Singapore)	3,164.28	-0.45%	10.28%
SET (Thái Lan)	1,593.59	0.73%	9.95%
Crude oil (\$/barrel)	67.06	0.75%	38.84%
Gold (\$/ounce)	1,905.65	-0.19%	0.11%

- China releases manufacturing PMI, Asian stocks mixed. In Japan, the Nikkei 225 fell 0.24%. The Chinese market rose with Shanghai Composite up 0.41%, Shenzhen Component up 0.966%. Hong Kong's Hang Seng rose 0.58%. South Korea's Kospi index rose 0.48%.

VIETNAM ECONOMY		1D (bps)	YTD (bps)
Vnibor	1.42%	-4	129
Deposit interest 12M	5.60%	0	-20
5 year-Gov. Bond	1.34%	2	12
10 year-Gov. Bond	2.15%	-1	12
USD/VND	23,144	0	-0.15%
EUR/VND	28,897	0	-0.71%
CNY/VND	3,688	0	3.22%

- The State Bank, Deposit Insurance, and Policy Bank are the organizations that will grant special loans with 0% interest to specially controlled credit institutions that satisfy the following conditions. The ratio of loans to collateral is not lower than 170%, according to the draft new circular.

EVENT CALENDER

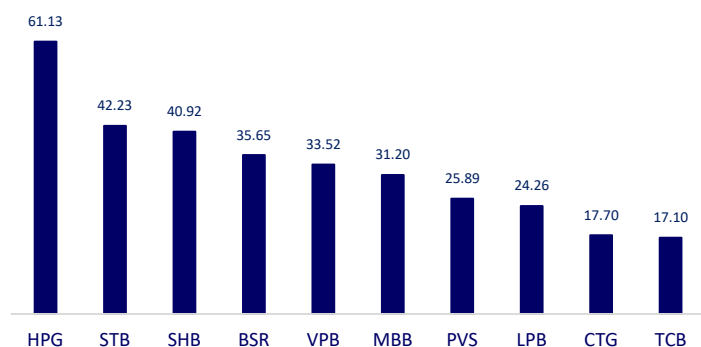
Ticker	Ex-right Date	Last register Date	Exercise Date	Type	Rate	Value
TC6	6/1/2021	6/2/2021	6/29/2021	Cash		200
HTC	6/1/2021	6/2/2021	6/18/2021	Cash		500
FPT	6/1/2021	6/2/2021	6/16/2021	Cash		1,000
FPT	6/1/2021	6/2/2021		Stock	0.15	
HJS	6/2/2021	6/3/2021	6/25/2021	Cash		1,000
CLW	6/2/2021	6/3/2021	7/19/2021	Cash		1,200
TMB	6/3/2021	6/4/2021	6/22/2021	Cash		1,000
IDJ	6/3/2021	6/4/2021		Stock		

SELECTED NEWS

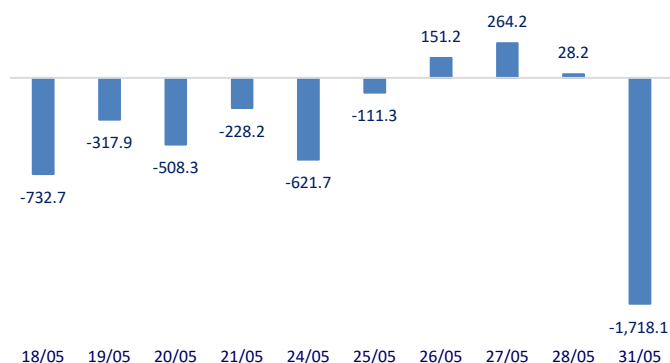
- 0% interest loans to weak credit institutions: The ratio of collateral is not less than 170%
- Nikkei: Vietnam and Taiwan rush to protect the supply chain
- Smuggled sugar is still rampant on the Vietnamese market
- China yuan exchange rate to the highest level in 5 years
- China faces the risk of a COVID-19 outbreak in Guangdong
- China supply chain under huge pressure of raw material costs

	Close	1D	5D	Buying vol.	Selling vol.	Content	
VCB	98,600	-1.00%	1.23%	4,046,500	5,441,500	- CTG: VietinBank plans to issue 1,082,375,087 shares, equivalent to 29,0695% of outstanding shares to pay dividends. The expected implementation time is in the third - fourth quarter of 2021. After the issuance, the charter capital of VietinBank will increase from VND 37,234 billion to VND 48,057 billion.	
BID	48,700	3.29%	5.87%	11,123,600	10,298,000		
CTG	53,100	3.71%	3.71%	35,244,800	25,112,300		
TCB	53,700	1.32%	5.50%	32,778,800	26,035,600		
VPB	69,200	0.87%	3.75%	57,022,300	45,403,600		
MBB	38,000	0.80%	9.35%	60,218,700	49,283,600		
HDB	33,800	2.89%	6.46%	17,919,000	15,914,300		
TPB	37,450	3.74%	12.29%	11,149,900	5,456,400		
STB	33,800	6.12%	16.96%	76,821,000	65,565,600		
NVL	134,600	-0.22%	-0.30%	3,224,400	2,458,400		- NVL: Expected to issue nearly 386 million shares to increase charter capital, with the ratio 555:198, Ex-rights date 09/06/2021
TCH	22,300	-0.89%	-5.11%	8,743,900	11,908,700	- On the world market, crude oil prices were mixed in this morning session after rising more than 5% last weekend on forecasts of increased demand during the driving season.	
KDH	39,450	1.15%	5.34%	7,945,500	6,927,900		
PDR	77,000	-1.03%	0.79%	4,182,600	4,525,400		
GAS	82,600	0.73%	0.73%	1,427,700	1,496,100		
POW	11,750	0.43%	-0.42%	22,614,100	24,798,800		
PLX	54,600	-0.36%	-3.02%	5,997,900	5,666,300		
VIC	117,500	-1.92%	-3.77%	3,403,500	3,750,900		- VIC: Vinpearl is expected to transfer nearly 59.2 million VIC shares (1.72%). After the transaction, Vinpearl will hold more than 49.7 million VIC shares (1.44%).
VHM	102,600	-1.91%	-3.21%	9,044,100	9,228,500		- MSN: just approved the plan to advance 10% cash dividend. With more than 1.17 billion shares outstanding, the amount spent in this phase is 1,175 billion dong.
VRE	29,400	-3.76%	-4.70%	13,294,700	15,485,400		- HPG: Hoa Phat becomes the owner of Roper Valley iron ore project with estimated reserve of 320 million tons and mining capacity of 4 million tons/year. Hoa Phat Group said that it is still researching to invest in buying some new iron mines in Australia, in order to ensure a long-term supply of at least 50% of the group's iron ore demand (equivalent to 10 million tons/per year).
VNM	90,500	-0.66%	-0.77%	5,086,800	6,930,200		
MSN	110,100	-2.13%	-1.70%	1,861,000	2,136,800		
SBT	19,900	1.02%	-0.25%	3,651,400	4,267,800		
BVH	110,000	-1.79%	-3.08%	752,100	741,500		
VJC	110,000	-1.79%	-3.08%	752,100	741,500		
FPT	97,900	3.27%	4.71%	7,720,700	4,721,000		
MWG	138,500	-2.94%	-5.14%	2,422,600	2,244,400		
PNJ	100,900	-0.10%	-0.98%	754,900	1,116,700		
REE	58,200	-1.85%	-1.52%	883,000	1,256,400		
SSI	44,400	6.22%	11.56%	31,011,200	21,325,200		
HPG	52,700	6.83%	9.60%	117,371,700	78,040,700		

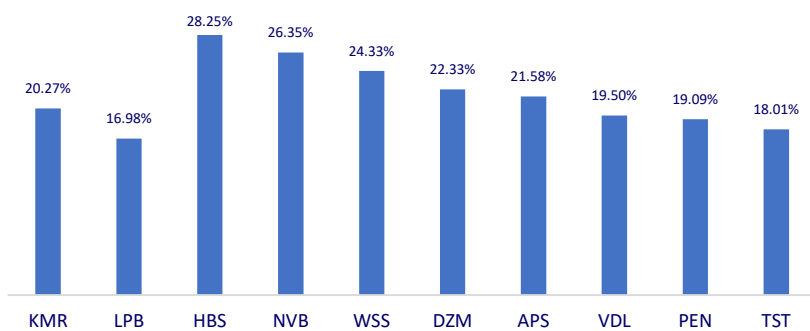
Top most traded tickers (Volume - in million)



Foreign net flow 10 nearest sessions (Billion VND)



Top increases in 3 consecutive sessions



Top decreases in 3 consecutive sessions

