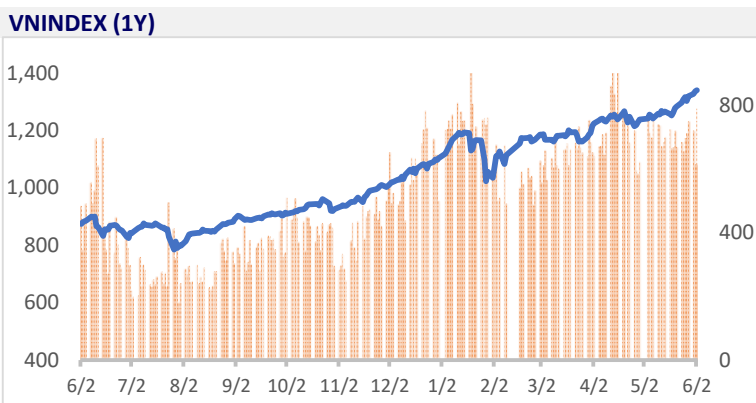
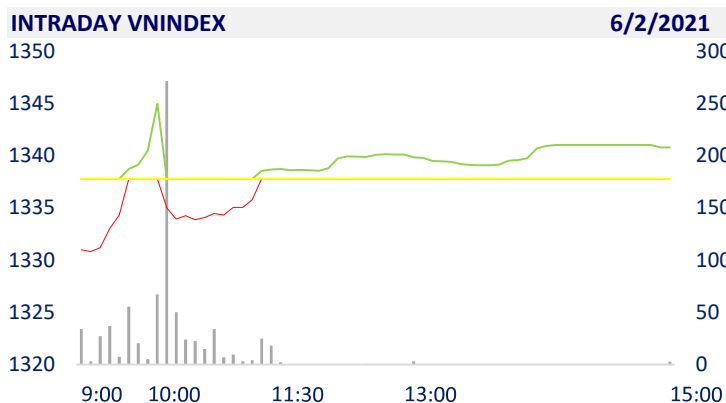
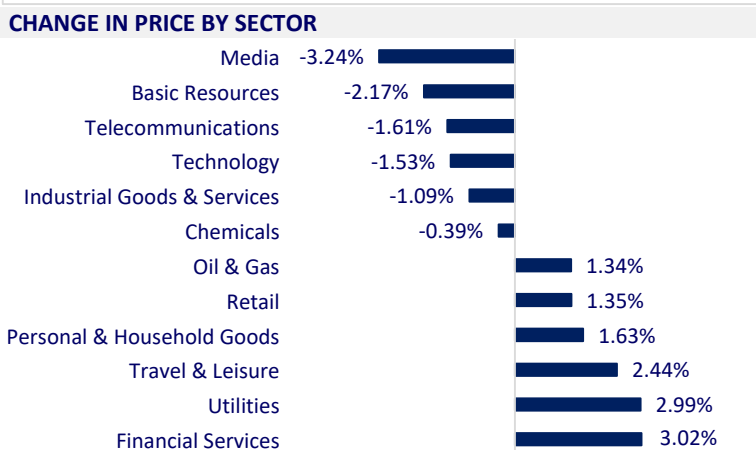


VIETNAM STOCK MARKET		1D	YTD
VN-INDEX	1,340.78	0.22%	21.95%
VN30	1,478.85	-0.27%	39.73%
HNX	322.05	1.12%	63.39%
UPCOM	89.39	0.59%	21.08%
Net Foreign buy (B)	-1,267.23		
Total trading value (B)	32,127.92	301.05%	87.30%

- Foreign investors still traded in a more negative direction and significantly affected the overall market movement. Specifically, today's foreign capital flow bought 34.4 million shares, worth 1,682 billion dong, while selling 54.7 million shares, worth 2,932 billion dong. Total net selling volume was at 20.2 million shares, equivalent to a net selling value of VND 1,267 billion



ETF & DERIVATIVES		1D	YTD
E1VFN30	24,590	-1.52%	30.80%
FUEMAV30	17,350	-1.42%	38.47%
FUESSV30	18,710	0.65%	40.36%
FUESSV50	21,200	-0.93%	34.18%
FUESSVFL	22,150	-0.40%	62.27%
FUEVFN30	25,080	0.32%	45.81%
FUEVN100	18,750	1.08%	34.41%
VN30F2112	1,471.00	-0.18%	
VN30F2109	1,475.80	-0.22%	
VN30F2107	1,475.00	-0.41%	
VN30F2106	1,481.80	-0.39%	



GLOBAL MARKET		1D	YTD
Nikkei	28,946.14	0.23%	5.47%
Shanghai	3,597.14	-0.76%	5.35%
Kospi	3,224.23	0.07%	12.21%
Hang Seng	29,268.62	-0.33%	7.81%
STI (Singapore)	3,161.04	-0.82%	10.17%
SET (Thái Lan)	1,617.55	-0.06%	11.61%
Crude oil (\$/barrel)	68.33	0.29%	41.47%
Gold (\$/ounce)	1,898.85	-0.17%	-0.25%

- Asian stocks mixed. In Japan, the Nikkei 225 gained 0.23%. The Chinese market fell with the Shanghai Composite down 0.76% and the Shenzhen Component down 1.176 percent. Hong Kong's Hang Seng fell 0.33%. South Korea's Kospi index rose 0.07%.

VIETNAM ECONOMY		1D (bps)	YTD (bps)
Vnibor	1.54%	0	141
Deposit interest 12M	5.60%	0	-20
5 year-Gov. Bond	1.19%	-3	-3
10 year-Gov. Bond	2.21%	-5	18
USD/VND	23,140	0	-0.16%
EUR/VND	28,854	0	-0.86%
CNY/VND	3,678	0	2.94%

- The government agreed to reduce electricity bills for the third time for people. In 2020, due to the impact of the Covid-19 pandemic, the Ministry of Industry and Trade and EVN had 2 support for electricity price reduction for most customers, with a total amount of up to VND 12,263 billion.

**EVENT CALENDER**

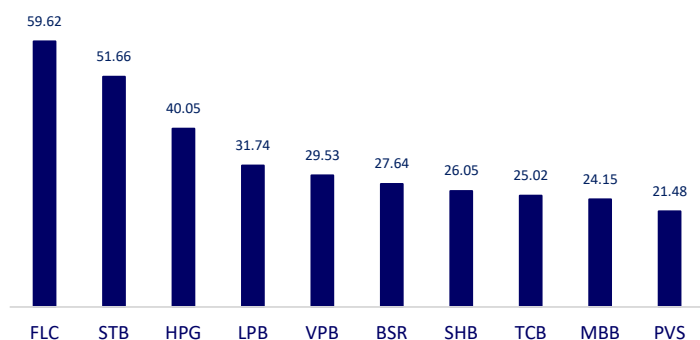
Ticker	Ex-right Date	Last register Date	Exercise Date	Type	Rate	Value
HJS	6/2/2021	6/3/2021	6/25/2021	Cash		1,000
CLW	6/2/2021	6/3/2021	7/19/2021	Cash		1,200
TMB	6/3/2021	6/4/2021	6/22/2021	Cash		1,000
IDJ	6/3/2021	6/4/2021		Stock	0.1	
HC3	6/3/2021	6/4/2021	6/17/2021	Cash		1,000
HC3	6/3/2021	6/4/2021		Stock		
NHC	6/3/2021	6/4/2021	6/30/2021	Cash		1,000
BMI	6/3/2021	6/4/2021		Cash		2,000

## SELECTED NEWS

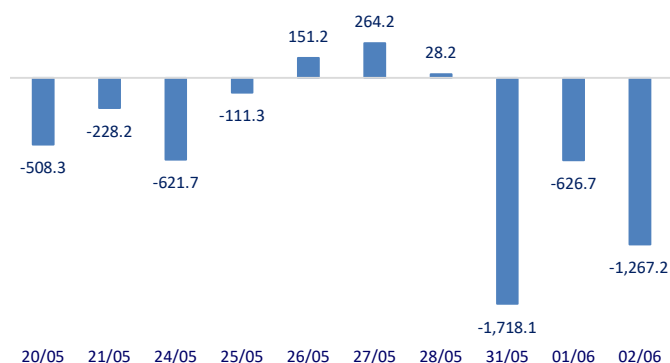
- ASEAN PMI in May dropped to 51.8 points, Vietnam ranked 2nd, following Indonesia
- Government agrees to reduce electricity bill for the 3rd time for people
- International flights are allowed to enter normally at Noi Bai and Tan Son Nhat airports
- Oil prices hit the highest level since March
- Europe mobilizes \$900 billion for economic recovery
- CPTPP: Members agree to negotiate on the UK's application for accession

	Close	1D	5D	Buying vol.	Selling vol.	Content
VCB	106,000	2.22%	5.58%	7,721,700	6,258,600	- BID: An individual investor buys VND1,000 billion of BIDV bonds. Bonds purchased by individual investors have a term of 7 years, the interest rate for the first payment period is 6.33%/year. The bank also issued 800 billion dong of bonds to an insurance company with a term of 15 years, a fixed interest rate of 6.9%/year. Subsequent years are calculated at the reference interest rate plus 0.75%/year.
BID	47,400	-1.25%	1.61%	9,083,000	10,101,600	
CTG	52,000	-1.14%	0.97%	26,931,400	24,572,400	
TCB	52,800	-0.56%	0.00%	35,807,600	37,182,000	
VPB	70,200	1.30%	3.85%	48,872,100	41,219,300	
MBB	38,500	0.79%	2.67%	47,103,400	35,612,400	
HDB	34,000	-0.87%	3.66%	8,763,900	9,115,300	
TPB	37,200	-1.59%	3.48%	8,067,600	8,377,300	
STB	32,200	-0.62%	9.15%	94,526,800	81,766,100	
NVL	139,400	2.65%	4.42%	5,026,500	4,457,700	
TCH	22,200	1.60%	-3.48%	10,663,800	9,255,500	
KDH	39,500	-0.13%	6.47%	5,818,400	6,958,500	- Gas price today (June 2) increased by nearly 0.5% to 3.08 USD/mmBTU for natural gas contract delivered in July 2021 at 11:05 am (GMT).
PDR	77,100	1.72%	3.07%	4,046,100	3,436,400	
GAS	87,400	4.42%	6.72%	4,291,000	2,902,000	- VIC: In general, in May, VIC was the stock that was bought the most by proprietary trading with a value of 222.4 billion dong. VHM was also net bought 85.4 billion dong.
POW	11,900	-1.65%	2.15%	15,675,300	31,627,700	
PLX	55,200	0.91%	-0.18%	5,965,900	6,296,400	- Raising beef cattle can become a growth engine for Vinamilk in the long term. This may be the main driving force for Vinamilk's group to hit the ceiling simultaneously today.
VIC	117,500	-2.08%	-3.45%	3,865,300	5,305,000	
VHM	104,400	0.38%	-1.23%	4,730,800	6,539,800	- HPG: HPG was still being sold the most by foreign investors with a value of up to 957 billion dong in today's session, far ahead of VIC with 179 billion dong. Thus, HPG was net sold by foreign investors for 9 consecutive sessions with a total value of nearly 3,500 billion dong.
VRE	30,100	-1.95%	-3.68%	6,372,100	8,927,600	
VNM	89,400	-0.56%	-1.76%	5,719,500	5,627,800	
MSN	105,700	-1.21%	-6.95%	2,951,000	3,226,600	
SBT	19,900	1.53%	2.84%	4,829,800	4,752,400	
BVH	106,600	0.38%	-5.66%	838,900	700,900	
VJC	106,600	0.38%	-5.66%	838,900	700,900	
FPT	85,500	-1.84%	4.24%	4,345,800	5,523,700	
MWG	138,800	1.68%	-4.21%	1,302,700	1,008,800	
PNJ	100,500	0.00%	-1.28%	1,188,400	1,447,000	
REE	56,000	-1.75%	-5.25%	1,218,700	1,275,300	
SSI	46,000	5.26%	12.33%	34,606,900	23,246,800	
HPG	54,000	-2.70%	8.33%	60,111,100	65,745,300	

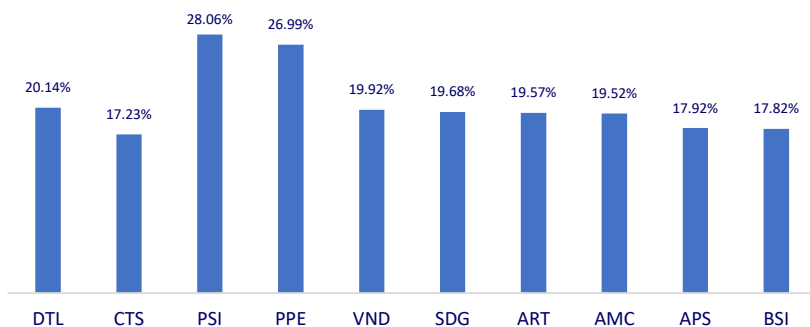
Top most traded tickers (Volume - in million)



Foreign net flow 10 nearest sessions (Billion VND)



Top increases in 3 consecutive sessions



Top decreases in 3 consecutive sessions

