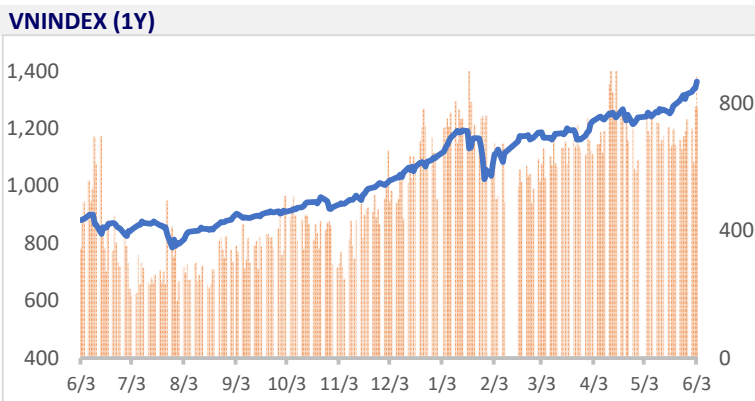
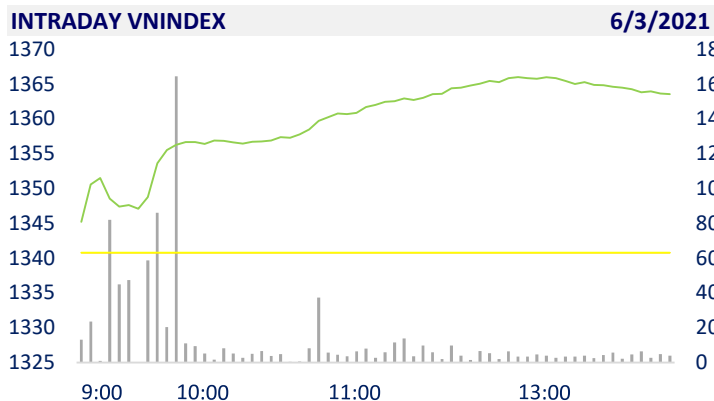
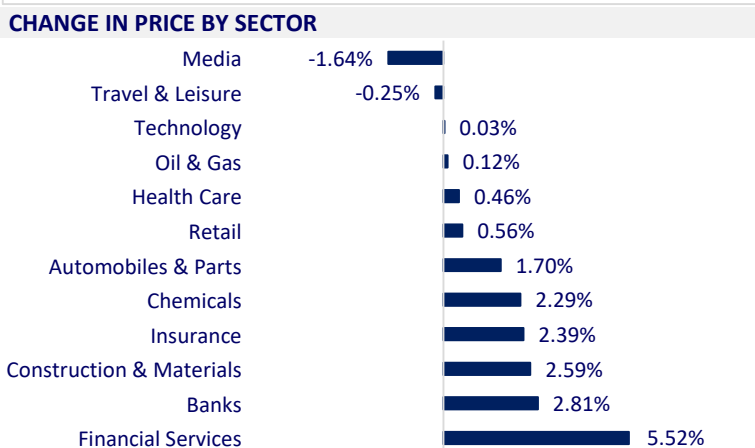


VIETNAM STOCK MARKET		1D	YTD
VN-INDEX	1,364.28	1.75%	24.08%
VN30	1,504.37	1.73%	42.14%
HNX	329.95	2.45%	67.40%
UPCOM	90.67	1.43%	22.81%
Net Foreign buy (B)	-1,062.60		
Total trading value (B)	36,567.75	339.96%	113.18%

- Foreign investors still traded in a negative direction. This capital flow bought 37.2 million shares, worth 1,573 billion VND, while selling 54.4 million shares, worth 2,681 billion VND. Total net selling volume was at 17.2 million shares, equivalent to a net selling value of VND 1,062 billion.



ETF & DERIVATIVES		1D	YTD
E1VFN30	25,260	2.72%	34.36%
FUEMAV30	17,730	2.19%	41.50%
FUESSV50	21,400	0.94%	35.44%
FUESSVFL	23,000	3.84%	68.50%
FUEVFN30	25,550	1.87%	48.55%
FUEVN100	18,710	-0.21%	34.12%



VN30F2112	1,490.00	1.29%
VN30F2109	1,498.00	1.50%
VN30F2107	1,498.10	1.57%
VN30F2106	1,504.00	1.50%

GLOBAL MARKET		1D	YTD
Nikkei	29,058.11	-0.27%	5.88%
Shanghai	3,584.21	-0.36%	4.97%
Kospi	3,247.43	0.72%	13.01%
Hang Seng	28,942.00	-1.46%	6.61%
STI (Singapore)	3,165.00	0.13%	10.31%
SET (Thái Lan)	1,617.55	0.00%	11.61%
Crude oil (\$/barrel)	68.67	-0.77%	42.17%
Gold (\$/ounce)	1,896.05	-0.75%	-0.40%

- China publishes services PMI, Asian stocks mixed. In Japan, the Nikkei 225 fell 0.27%. The Chinese market fell with Shanghai Composite down 0.36%, Shenzhen Component down 0.651%. Hong Kong's Hang Seng fell the most in the region, losing 1.46%. Only South Korea's Kospi index rose 0.72%.

VIETNAM ECONOMY		1D (bps)	YTD (bps)
Vnibor	1.48%	-6	135
Deposit interest 12M	5.60%	0	-20
5 year-Gov. Bond	1.31%	12	9
10 year-Gov. Bond	2.10%	-11	7
USD/VND	23,145	0	-0.14%
EUR/VND	28,915	0	-0.65%
CNY/VND	3,677	0	2.91%

- Information from the Ministry of Planning and Investment, in the first 5 months of the year, industrial parks and economic zones attracted 291 foreign investment projects with newly and additionally registered capital reaching about USD 6.02 billion, an increase 10% more than the same period last year. At the same time, the number of newly registered and adjusted projects from domestic capital is 271 projects worth VND 53.200 billion.

EVENT CALENDER

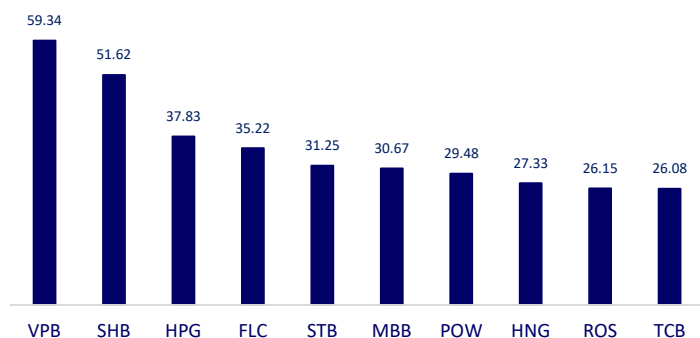
Ticker	Ex-right Date	Last register Date	Exercise Date	Type	Rate	Value
TMB	6/3/2021	6/4/2021	6/22/2021	Cash		1,000
IDJ	6/3/2021	6/4/2021		Stock	0.1	
HC3	6/3/2021	6/4/2021	6/17/2021	Cash		1,000
HC3	6/3/2021	6/4/2021		Stock	0.1	
NHC	6/3/2021	6/4/2021	6/30/2021	Cash		1,000
BMI	6/3/2021	6/4/2021		Cash		2,000
HLS	6/4/2021	6/7/2021	6/18/2021	Cash		700
HLS	6/4/2021	6/7/2021		Stock		

SELECTED NEWS

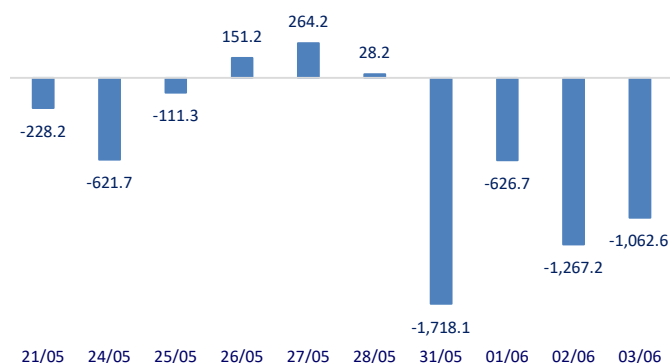
- 6.2 billion USD of FDI invested in industrial parks and economic zones in 5 months
- The Ministry of Industry and Trade recommends giving priority to Covid-19 vaccination for supermarket employees
- Budget revenue in May is more than 86,000b dong, up 42% MoM thanks to rapid growth in banking, securities, real estate,...
- China is trying to contain the yuan
- The UK may have to delay the deadline for lifting the total blockade because of the virus variant
- The US imposes retaliatory tariffs on 6 countries that tax US technology companies

	Close	1D	5D	Buying vol.	Selling vol.	Content
VCB	106,700	0.66%	8.11%	3,871,000	4,326,200	- MBB: The State Bank allows MB to increase charter capital up to nearly 9,800 billion VND from accumulated profit after tax. MBB plans to have 2 other capital increases including offering to strategic shareholders and issuing ESOP shares.
BID	48,800	2.95%	7.49%	12,544,600	9,410,500	
CTG	53,600	3.08%	6.77%	26,797,200	25,788,500	
TCB	54,800	3.79%	6.61%	37,029,100	35,328,200	
VPB	70,600	0.57%	4.90%	74,346,700	74,157,000	
MBB	41,150	6.88%	12.74%	51,025,600	32,748,900	
HDB	35,800	5.29%	11.88%	13,822,400	10,995,400	
TPB	38,250	2.82%	8.97%	10,843,000	7,807,500	
STB	32,750	1.71%	9.90%	48,119,400	50,135,600	
NVL	141,000	1.15%	3.68%	3,233,500	2,541,100	
TCH	22,350	0.68%	1.13%	7,772,800	11,077,300	- PLX: continued to be net bought by foreign investors in today's session, but the value has decreased significantly, only 28 billion dong.
KDH	39,800	0.76%	2.05%	4,756,100	4,828,800	
PDR	78,300	1.56%	1.03%	6,332,200	5,130,200	- VIC: Vingroup proposes tax incentives for electric cars for 5 years
GAS	88,300	1.03%	10.24%	1,793,000	2,770,500	
POW	12,700	6.72%	9.01%	59,735,900	34,255,800	
PLX	55,400	0.36%	2.78%	5,604,000	5,776,200	
VIC	118,500	0.85%	-1.50%	3,702,600	3,526,800	
VHM	105,400	0.96%	0.96%	8,360,400	7,902,900	
VRE	30,500	1.33%	-0.81%	12,554,700	12,958,700	
VNM	90,200	0.89%	-0.33%	6,925,800	5,630,600	
MSN	105,000	-0.66%	-4.55%	4,075,200	3,631,600	
SBT	21,200	6.53%	10.99%	8,382,100	6,467,300	
BVH	106,900	0.28%	-5.40%	833,600	793,200	- HPG: Information on the purchase of 5 million HPG shares by Mr. Tran Vu Minh, son of Mr. Tran Dinh Long - Chairman of the BOD announced on May 18 was forced to stop by the State Securities Commission. The reason given by the Committee is that the Resolution of the Group's 2021 Annual General Meeting of Shareholders has not clearly identified the transferee as prescribed in the Law on Securities 2019.
VJC	106,900	0.28%	-5.40%	833,600	793,200	
FPT	85,200	-0.35%	5.53%	5,634,900	4,199,900	
MWG	139,000	0.14%	-2.39%	1,749,800	997,600	
PNJ	101,200	0.70%	-0.39%	645,900	1,021,900	
REE	57,800	3.21%	-2.36%	1,638,800	1,067,800	
SSI	48,900	6.30%	23.48%	26,740,500	21,363,900	
HPG	54,300	0.56%	10.57%	72,532,000	48,244,000	

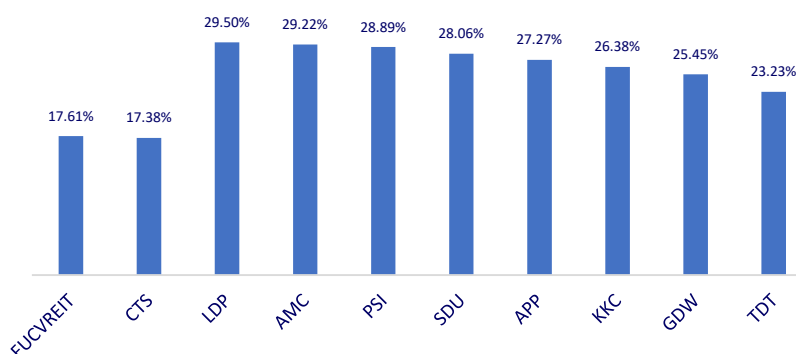
Top most traded tickers (Volume - in million)



Foreign net flow 10 nearest sessions (Billion VND)



Top increases in 3 consecutive sessions



Top decreases in 3 consecutive sessions

