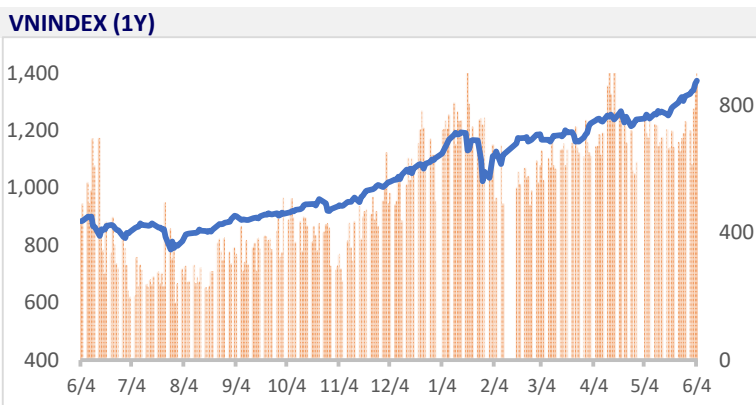
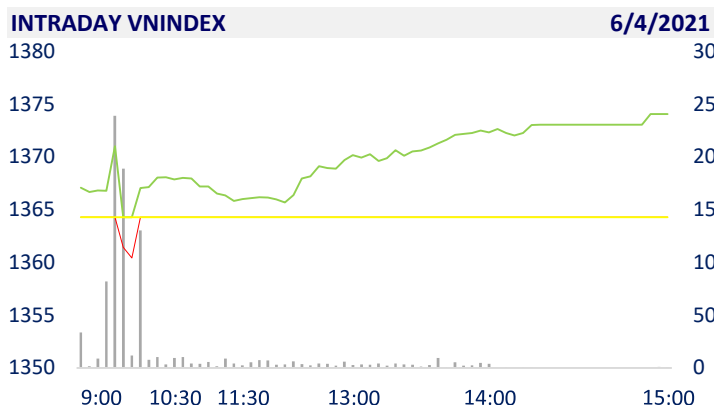
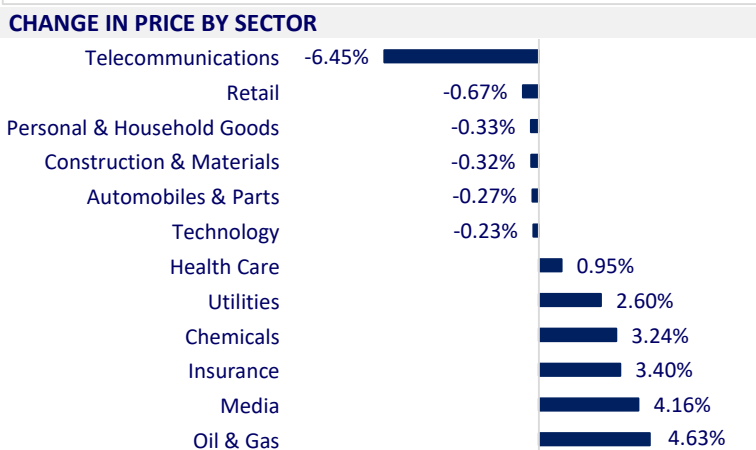


VIETNAM STOCK MARKET		1D	YTD
VN-INDEX	1,374.05	0.72%	24.97%
VN30	1,508.35	0.26%	42.51%
HNX	329.76	-0.06%	67.31%
UPCOM	90.59	-0.09%	22.70%
Net Foreign buy (B)	-1,557.17		
Total trading value (B)	38,161.95	517.94%	122.48%

- Foreign investors continued to be strong net sellers in today's session with a value of more than 1,557 billion dong in the whole market. Foreign investors' selling focused on stocks like MBB (-510 billion dong), HPG (-428 billion dong), VSC (-362 billion dong), VIC (-218 billion dong)...



ETF & DERIVATIVES		1D	YTD
E1VFN30	25,240	-0.08%	34.26%
FUEMAV30	17,800	0.39%	42.06%
FUESSV50	21,750	1.64%	37.66%
FUESSVFL	23,790	3.43%	74.29%
FUEVFVND	25,490	-0.23%	48.20%
FUEVN100	18,950	1.28%	35.84%



VN30F2112	1,493.80	0.26%	
VN30F2109	1,494.90	-0.21%	
VN30F2107	1,501.60	0.23%	
VN30F2106	1,505.90	0.13%	

GLOBAL MARKET		1D	YTD
Nikkei	28,941.52	0.16%	5.46%
Shanghai	3,591.84	0.21%	5.20%
Kospi	3,240.08	-0.23%	12.76%
Hang Seng	28,908.00	0.25%	6.49%
STI (Singapore)	3,151.04	-0.44%	9.82%
SET (Thái Lan)	1,611.53	-0.37%	11.19%
Crude oil (\$/barrel)	69.06	0.74%	42.98%
Gold (\$/ounce)	1,875.10	0.22%	-1.50%

- Asian stocks mixed, technology stocks hit the mark. In Japan, the Nikkei 225 gained 0.16%. The Chinese market rose with Shanghai Composite up 0.21% and Shenzhen Component up 0.744%. Hong Kong's Hang Seng rose 0.25%. South Korea's Kospi index fell 0.23%.

VIETNAM ECONOMY		1D (bps)	YTD (bps)
Vnibor	1.39%	-9	126
Deposit interest 12M	5.60%	0	-20
5 year-Gov. Bond	1.28%	-3	6
10 year-Gov. Bond	2.06%	-4	3
USD/VND	23,140	0	-0.16%
EUR/VND	28,712	0	-1.34%
CNY/VND	3,665	0	2.57%

- In the first 5 months of 2021, remittances flowing to Ho Chi Minh City still reached 2.6 billion USD, up 13% over the same period. This is a positive figure in the context of the difficult market due to the Covid-19 epidemic. Previously, remittances flowing to Ho Chi Minh City in the first 4 months of this year reached 2 billion USD, up 11% over the same period last year.

EVENT CALENDER

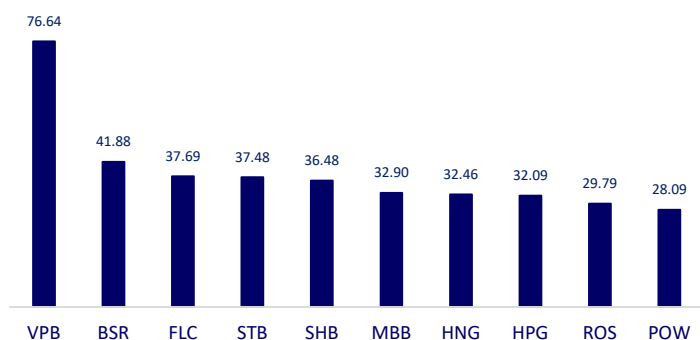
Ticker	Ex-right Date	Last register Date	Exercise Date	Type	Rate	Value
HLS	6/4/2021	6/7/2021	6/18/2021	Cash		700
HLS	6/4/2021	6/7/2021		Stock	0.18	
HEC	6/4/2021	6/7/2021	6/23/2021	Cash		1,100
VNM	6/7/2021	6/8/2021	6/30/2021	Cash		1,000
DRC	6/7/2021	6/8/2021	6/28/2021	Cash		1,000
PET	6/7/2021	6/8/2021	6/22/2021	Cash		1,000
PTS	6/7/2021	6/8/2021	6/15/2021	Cash		800
TMP	6/7/2021	6/8/2021	6/15/2021	Cash		4,500

SELECTED NEWS

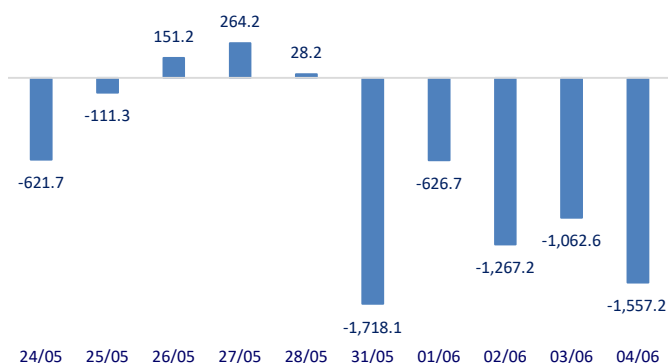
- Despite the Covid-19 epidemic, remittances are still pouring into Ho Chi Minh City
- The epidemic in Bac Giang and Bac Ninh will seriously affect the group of export motive goods in the coming months
- Vietnam wants to cooperate with Johnson & Johnson to produce COVID-19 vaccine
- Air cargo makes a lot of money despite the Covid-19 epidemic: FedEx achieved quarterly revenue of more than 20 billion USD
- Europe wants to reach a global tax agreement with the US at the G7 summit
- US blacklisted 59 Chinese companies

	Close	1D	5D	Buying vol.	Selling vol.	Content
VCB	104,900	-1.69%	5.32%	3,125,300	3,591,600	- CTG: The bank said it will issue bonds to the public in 2021 with a total value of VND 10,000 billion. These bonds are eligible to be included in the tier 2 capital increase. Issuing bonds to increase the scale of operating capital, lending to the economy, increasing tier 2 capital and ensuring capital adequacy ratios.
BID	49,000	0.41%	3.92%	8,131,500	8,426,400	
CTG	54,000	0.75%	5.47%	18,003,300	20,944,200	
TCB	54,600	-0.36%	3.02%	17,290,200	20,509,200	
VPB	71,700	1.56%	4.52%	92,673,100	87,198,100	
MBB	41,550	0.97%	10.21%	47,718,300	48,690,200	
HDB	35,450	-0.98%	7.91%	11,403,200	12,739,500	
TPB	39,000	1.96%	8.03%	7,875,900	10,243,700	
STB	32,150	-1.83%	0.94%	56,138,700	60,762,800	
NVL	139,800	-0.85%	3.63%	1,506,900	2,420,600	
TCH	22,100	-1.12%	-1.78%	6,874,000	9,597,100	- Oil prices have been continuously increasing recently in the context of improving demand prospects and this momentum may continue in the summer.
KDH	39,150	-1.63%	0.38%	6,107,500	6,828,500	
PDR	81,800	4.47%	5.14%	9,700,200	8,782,600	- VIC: In total, Vingroup spent nearly 100 million USD on COVID-19 prevention and control, half of its profit in 2020
GAS	91,400	3.51%	11.46%	3,420,300	3,406,100	- VNM: PLATINUM VICTORY PTE. LTD. Did not buy any shares out of nearly 21 million shares registered to buy. Trading time from 05/05/2021 to 03/06/2021
POW	13,100	3.15%	11.97%	38,530,700	48,330,200	
PLX	57,200	3.25%	4.38%	7,605,300	7,585,100	- SSI: The Board of Directors of SSI approved the implementation of the stock bonus plan and offered it to existing shareholders. The total issuance volume under these two options is 328.65 million shares. The offering plan to shareholders has a price of 10,000 VND/share, expected to earn 1,096 billion VND.
VIC	121,000	2.11%	1.00%	4,720,700	4,480,700	
VHM	104,500	-0.85%	-0.10%	4,968,900	7,028,200	
VRE	32,200	5.57%	5.40%	22,565,100	20,765,600	
VNM	89,500	0.46%	-0.53%	8,014,300	7,894,600	
MSN	107,300	2.19%	-4.62%	2,554,300	1,856,400	
SBT	20,900	-1.42%	6.09%	3,084,000	6,141,500	
BVH	107,400	0.47%	-4.11%	858,600	737,200	
VJC	107,400	0.47%	-4.11%	858,600	737,200	
FPT	84,700	-0.59%	3.81%	5,333,700	4,611,800	
MWG	137,500	-1.08%	-3.64%	1,619,200	872,000	
PNJ	100,600	-0.59%	-0.40%	574,600	634,900	
REE	57,400	-0.69%	-3.20%	738,200	939,700	
SSI	48,750	-0.31%	16.63%	23,194,100	23,191,600	
HPG	54,500	0.37%	10.48%	44,463,200	41,498,400	

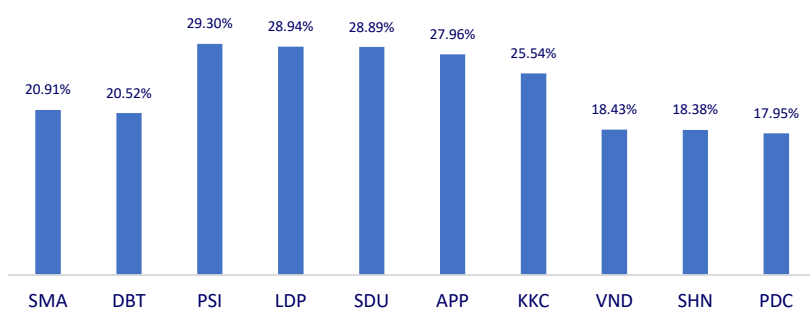
Top most traded tickers (Volume - in million)



Foreign net flow 10 nearest sessions (Billion VND)



Top increases in 3 consecutive sessions



Top decreases in 3 consecutive sessions

