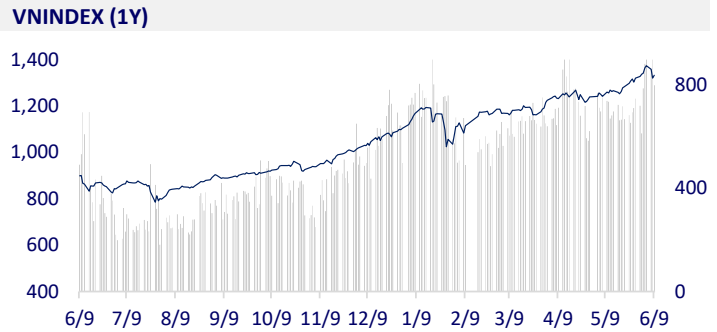
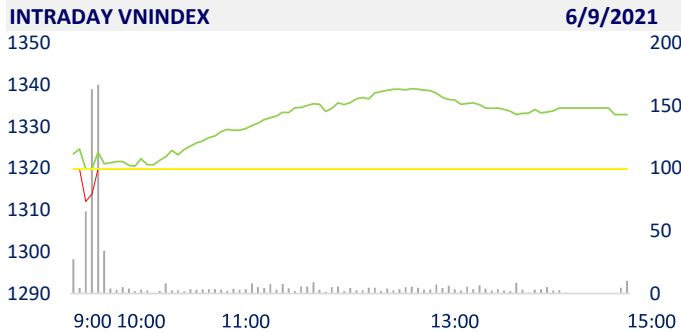
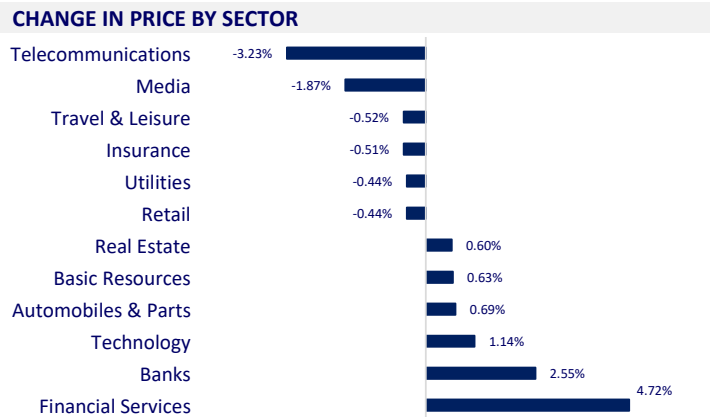


VIETNAM STOCK MARKET		1D	YTD
VN-INDEX	1,332.90	0.99%	21.23%
VN30	1,457.76	1.31%	37.73%
HNX	316.87	3.42%	60.77%
UPCOM	87.25	0.98%	18.18%
Net Foreign buy (B)	-671.37		
Total trading value (B)	30,700.51	206.04%	78.98%

- Foreign capital flow was more negative when buying 47.3 million shares, worth 1,791 billion VND, but selling 66.9 million shares, worth 2,454 billion VND. The total net selling volume was at 19.6 million shares, corresponding to the net selling value of 671 billion dong, 2.3 times higher than the previous session.



ETF & DERIVATIVES		1D	YTD
E1VFN30	24,600	0.57%	30.85%
FUEMAV30	17,500	3.00%	39.66%
FUESSV30	21,200	0.47%	34.18%
FUESSV50	22,200	0.00%	62.64%
FUESSVFL	25,000	0.40%	45.35%
FUEVFN30	18,560	-1.07%	33.05%
FUEVN100	0	0.00%	0.00%
VN30F2112	1,450.00	-2.22%	
VN30F2109	1,451.00	1.86%	
VN30F2107	1,459.00	2.04%	
VN30F2106	0.00	0.00%	



GLOBAL MARKET		1D	YTD
Nikkei	28,860.80	-0.09%	5.16%
Shanghai	3,591.40	0.32%	5.18%
Kospi	3,216.18	-0.97%	11.93%
Hang Seng	28,758.12	-0.04%	5.93%
STI (Singapore)	3,153.47	-0.43%	9.91%
SET (Thái Lan)	1626.27	0.83%	12.21%
Crude oil (\$/barrel)	70.19	-0.16%	45.32%
Gold (\$/ounce)	1,892.45	-0.23%	-0.59%

- China releases inflation data, Asian stocks mixed. In Japan, Nikkei 225 fell 0.35%, Topix fell 0.09%. The Chinese market rose with Shanghai Composite up 0.32%, Shenzhen Component up 0.01%. Hong Kong's Hang Seng fell 0.04%. South Korea's Kospi index fell 0.97%.

VIETNAM ECONOMY		1D (bps)	YTD (bps)
Vnibor	1.10%	-6	97
Deposit interest 12M	5.60%	0	-20
5 year-Gov. Bond	1.22%	2	0
10 year-Gov. Bond	2.22%	16	19
USD/VND	23,055	0.00%	-0.53%
EUR/VND	28,795	0.14%	-1.06%
CNY/VND	3,664	0.22%	2.55%

- According to the report of the Vietnam Bond Market Association, in May 2021, there were 46 rounds of private corporate bond issuance in the country with a total issuance value of 28,140 billion dong; 1 round of corporate bond issuance to the domestic public with a total value of VND 500 billion; 1 green bond issuance on the international stock market worth 200 million USD.

**EVENT CALENDER**

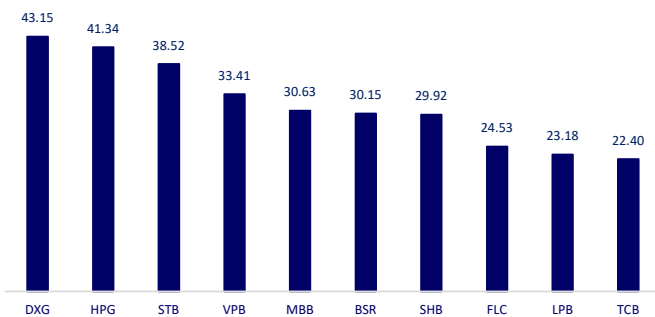
Ticker	Ex-right Date	Last register Date	Exercise Date	Type	Rate	Value
PSH	6/9/2021	6/10/2021	7/9/2021	Cash		150
X26	6/9/2021	6/10/2021	6/22/2021	Cash		1,200
NVL	6/9/2021	6/10/2021	7/5/2021	Stock	0.35	
GND	6/9/2021	6/10/2021	6/28/2021	Cash		1,200
PTB	6/9/2021	6/10/2021	6/11/2021	Cash		2,000
PTB	6/9/2021	6/10/2021		Stock	0.51	
VBC	6/9/2021	6/10/2021	6/21/2021	Cash		1,800

**SELECTED NEWS**

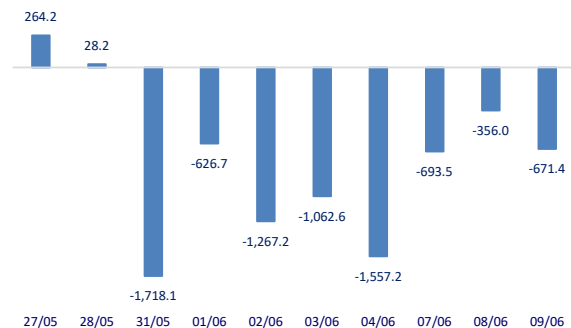
- 76% of bonds issued in May are unsecured
- Trade surplus with the US is more than 31 billion USD after 5 months
- National conference on public investment will be held in June
- The administration of President Joe Biden announced a plan to strengthen domestic supply chains, reduce dependence on foreign countries
- China's producer price index rose the most since 2008
- The US urges China to soon complete its CO2 emissions target

	Close	1D	5D	Buying vol.	Selling vol.	Content
VCB	102,000	2.00%	-3.77%	3,570,900	3,712,300	- HDB: On June 9, DEG - Europe's leading financial institution, part of the German Government's Reconstruction Bank KFW Bank Group (KFW) cooperated with HDBank to open "German Desk" in Vietnam and here is the institution's 7th service point worldwide. With HDBank, this is the third specialized service for foreign businesses, next to "Japanese table" and "Chinese/Taiwan table".
BID	45,450	1.45%	-4.11%	7,516,500	5,967,800	
CTG	50,500	3.06%	-2.88%	23,713,100	20,588,000	
TCB	50,800	2.63%	-3.79%	35,708,300	27,488,500	
VPB	71,800	0.42%	2.28%	52,783,700	56,358,500	
MBB	38,550	3.35%	0.13%	52,248,500	40,269,200	
HDB	33,400	3.41%	-1.76%	11,311,900	7,537,300	
TPB	35,900	2.57%	-3.49%	10,640,200	7,764,900	
STB	29,600	3.50%	-8.07%	65,144,300	50,641,500	
NVL	106,300	6.04%	3.45%	4,678,700	5,062,700	
TCH	22,000	0.46%	-0.90%	7,775,700	8,051,100	
KDH	38,900	0.91%	-1.52%	5,078,700	4,868,500	
PDR	82,200	-0.12%	6.61%	4,850,900	4,368,500	
GAS	87,400	-0.79%	0.00%	1,340,000	1,681,800	
POW	12,100	0.00%	1.68%	26,577,500	20,368,000	
PLX	53,800	-1.65%	-2.54%	5,365,800	6,466,900	
VIC	118,800	-0.83%	1.11%	2,932,500	3,387,200	
VHM	106,100	0.76%	1.63%	4,733,900	5,878,700	
VRE	31,700	0.16%	5.32%	11,278,700	9,680,000	
VNM	89,100	-0.67%	0.91%	4,088,300	5,596,200	
MSN	104,500	0.48%	-1.14%	2,021,700	1,764,400	
SBT	21,000	-0.94%	5.53%	2,389,500	3,894,700	
VJC	115,300	-1.62%	8.16%	784,800	920,600	
BVH	56,400	-1.05%	5.22%	1,808,500	1,762,000	
FPT	81,700	1.11%	-4.44%	5,865,800	4,377,700	
MWG	136,400	0.29%	-1.73%	1,166,300	935,800	
PNJ	95,800	-0.21%	-4.68%	779,600	568,300	
REE	55,500	-0.89%	-0.89%	640,100	543,700	
SSI	46,700	6.14%	1.52%	33,330,800	26,226,200	
HPG	50,300	0.60%	-6.85%	64,731,200	51,735,900	

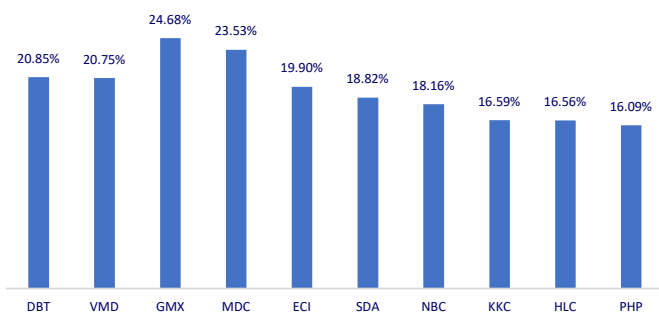
**Top most traded tickers (Volume - in million)**



**Foreign net flow 10 nearest sessions (Billion VND)**



**Top increases in 3 consecutive sessions**



**Top decreases in 3 consecutive sessions**

