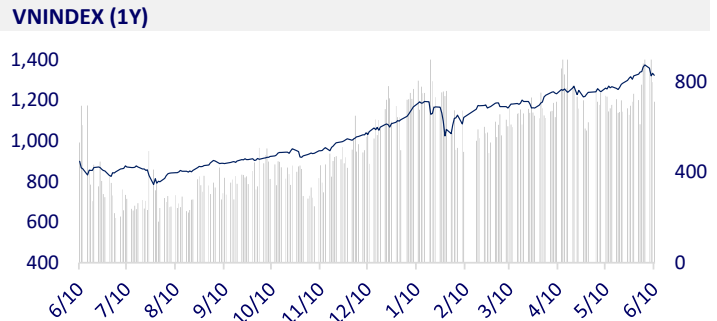
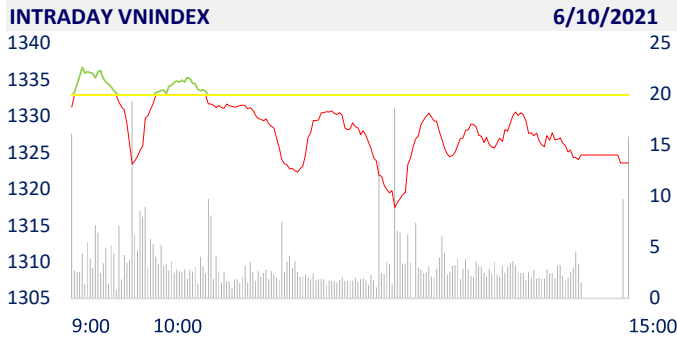
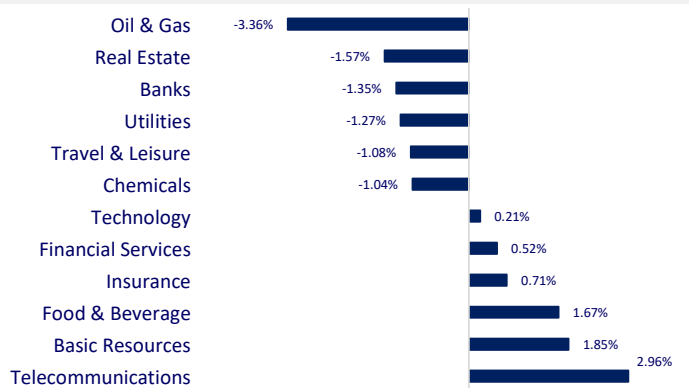


VIETNAM STOCK MARKET		1D	YTD
VN-INDEX	1,323.58	-0.70%	20.38%
VN30	1,451.18	-0.45%	37.11%
HNX	311.32	-1.75%	57.95%
UPCOM	87.17	-0.09%	18.07%
Net Foreign buy (B)	189.74		
Total trading value (B)	30,275.71	260.69%	76.50%

- Market liquidity today remained at a lower level than the previous session, the total trading volume reached 948 million shares, worth 30,700 billion dong, of which, matching transactions accounted for 28,200 billion dong. Foreign investors net bought 250 billion dong on HoSE.



ETF & DERIVATIVES		1D	YTD
E1VFN30	24,500	-0.41%	30.32%
FUEMAV30	17,000	-2.86%	35.67%
FUESSV30	21,300	0.47%	34.81%
FUESSV50	21,700	-2.25%	58.97%
FUESSVFL	24,360	-2.56%	41.63%
FUEVFN30	18,330	-1.24%	31.40%
FUEVN100	0	0.00%	0.00%
VN30F2112	1,451.70	0.12%	
VN30F2109	1,445.90	-0.35%	
VN30F2107	1,453.00	-0.41%	
VN30F2106	0.00	0.00%	

**CHANGE IN PRICE BY SECTOR**


GLOBAL MARKET		1D	YTD
Nikkei	28,958.56	-0.05%	5.52%
Shanghai	3,610.86	0.54%	5.75%
Kospi	3,224.64	0.26%	12.22%
Hang Seng	28,721.37	-0.73%	5.80%
STI (Singapore)	3,153.47	0.00%	9.91%
SET (Thái Lan)	1,625.27	-0.06%	12.14%
Crude oil (\$/barrel)	70.03	0.91%	44.99%
Gold (\$/ounce)	1,880.55	-0.46%	-1.21%

- Asian stocks mixed, awaiting US inflation data. In Japan, the Nikkei 225 fell 0.05%. The Chinese market rose with Shanghai Composite up 0.54%, Shenzhen Component up 1.19%. Hong Kong's Hang Seng fell 0.73%. South Korea's Kospi index rose 0.26%.

VIETNAM ECONOMY		1D (bps)	YTD (bps)
Vnibor	1.07%	-3	94
Deposit interest 12M	5.60%	0	-20
5 year-Gov. Bond	1.30%	8	8
10 year-Gov. Bond	2.10%	-12	7
USD/VND	23,046	-0.04%	-0.57%
EUR/VND	28,729	-0.06%	-1.29%
CNY/VND	3,659	-0.16%	2.41%

- In May, commercial banks mobilized VND18,485 billion through the bond channel, accounting for nearly 64% of the total corporate bond issuance volume in the market. In which, the banking group led with a total issuance value of VND 18,485 billion, the group of real estate companies ranked second with a total issuance value of VND 4,950 billion (17.1%).

**EVENT CALENDER**

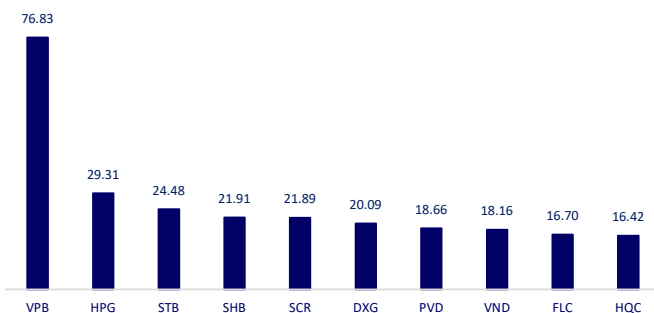
Ticker	Ex-right Date	Last register Date	Exercise Date	Type	Rate	Value
DTK	6/11/2021	6/14/2021	6/28/2021	Cash		650
CKA	6/11/2021	6/14/2021	6/30/2021	Cash		2,500
BUD	6/11/2021	6/14/2021	6/25/2021	Cash	0.35	900
HUB	6/11/2021	6/14/2021	7/14/2021	Cash		1,500
HDP	6/11/2021	6/14/2021	6/30/2021	Cash		800
ADP	6/11/2021	6/14/2021		Stock	0.5	
ADP	6/11/2021	6/14/2021	7/2/2021	Cash		1,000

## SELECTED NEWS

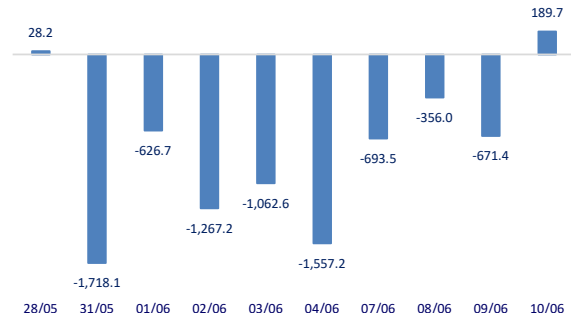
- Interest rates fell sharply in the interbank market
- Banks dominate in the race to issue bonds
- "Rapidly" proposing to reduce interest rates, reduce taxes, and extend debt for transport units
- Inflation in the US will reach historic levels in May
- Central banks of many countries prepare for the possibility that the Fed will raise interest rates
- The US and China hold the third economic phone call in just two weeks

	Close	1D	5D	Buying vol.	Selling vol.	Content
VCB	101,800	-0.20%	-4.59%	2,915,100	4,134,400	- CTG: has just announced the selection of an auction organization for the debt of Quang Binh Import-Export Joint Stock Company (HOSE: QBS), the collateral is Dinh Vu - Quang Binh Inland Port with a starting price of more than VND 258 billion. Total outstanding debt of Quang Binh Import-Export Joint Stock Company at VietinBank as of May 21, 2021 is nearly VND 197 billion, of which the principal is VND 161.36 billion.
BID	43,900	-3.41%	-10.04%	6,077,500	7,736,700	
CTG	49,500	-1.98%	-7.65%	16,351,500	18,031,700	
TCB	50,100	-1.38%	-8.58%	18,505,900	18,777,000	
VPB	71,800	0.00%	1.70%	104,556,200	112,521,000	
MBB	37,900	-1.69%	-7.90%	24,305,900	28,167,400	
HDB	32,700	-2.10%	-8.66%	9,639,500	7,840,000	
TPB	35,250	-1.81%	-7.84%	4,906,900	6,616,700	
STB	28,900	-2.36%	-11.76%	39,116,000	45,175,000	
NVL	103,600	-2.54%	-0.32%	2,081,400	3,230,000	
TCH	21,800	-0.91%	-2.46%	6,433,800	7,441,600	
KDH	38,900	10.00%	7.51%	4,628,300	5,122,200	
PDR	83,200	1.22%	6.26%	6,481,100	6,086,200	
GAS	86,100	-1.49%	-2.49%	1,678,200	1,861,200	
POW	11,900	-1.65%	-6.30%	20,382,200	21,327,800	
PLX	52,500	-2.42%	-5.23%	5,190,600	5,261,800	
VIC	116,500	-1.94%	-1.69%	4,009,300	4,596,900	
VHM	104,100	-1.89%	-1.23%	4,796,200	6,077,600	
VRE	30,800	-2.84%	0.98%	7,052,600	7,806,200	
VNM	92,200	3.48%	3.49%	11,402,500	11,055,900	- VNM: F&N DAIRY INVESTMENTS PTE. LTD. haven't bought any shares out of nearly 21 million shares registered for trading from May 12, 2021 to June 10, 2021
MSN	103,100	-1.34%	-1.81%	1,493,100	1,926,300	
SBT	21,700	3.33%	2.36%	5,484,900	5,485,700	
VJC	113,800	-1.30%	6.45%	797,600	1,017,600	
BVH	55,500	-1.60%	1.09%	1,592,700	1,704,700	
FPT	81,900	0.24%	-3.87%	3,885,400	3,824,900	
MWG	135,300	-0.81%	-2.66%	1,128,800	1,072,100	
PNJ	95,800	0.00%	-5.34%	722,700	653,500	
REE	54,500	-1.80%	-5.71%	1,563,000	1,398,900	
SSI	47,000	0.64%	-3.89%	25,385,900	22,774,100	
HPG	51,600	2.58%	-4.97%	48,770,400	47,248,000	- HPG: Mr. Nguyen Manh Hung, brother of Board member Nguyen Ngoc Quang, registered to sell 80,000 HPG shares to reduce the number of shares held to 235,864 units (ratio 0.005%). The transaction is done by agreement method from June 14 to July 13.

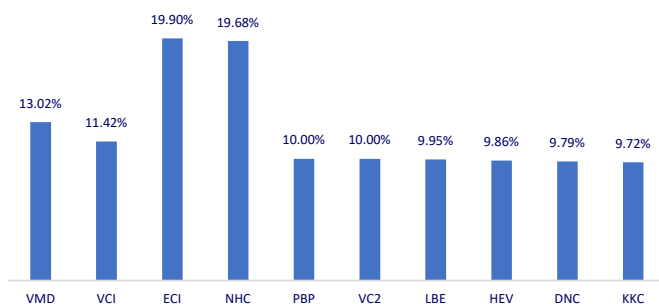
Top most traded tickers (Volume - in million)



Foreign net flow 10 nearest sessions (Billion VND)



Top increases in 3 consecutive sessions



Top decreases in 3 consecutive sessions

