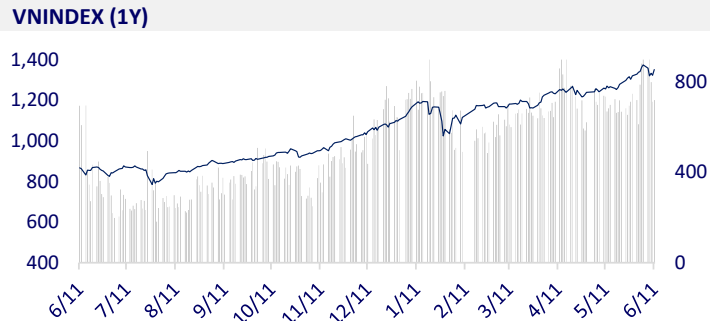
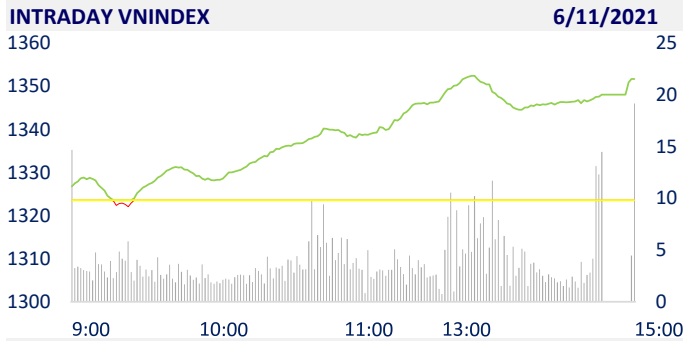
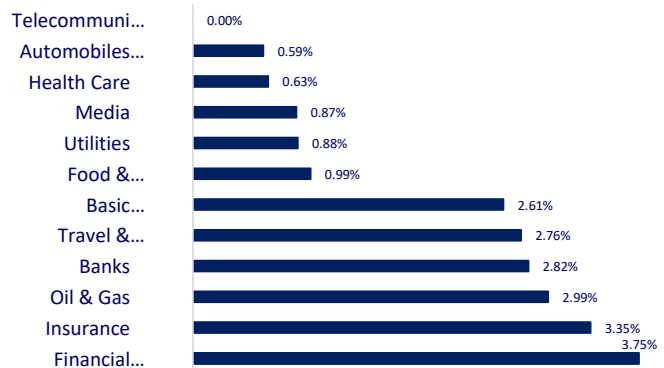


VIETNAM STOCK MARKET		1D	YTD
VN-INDEX	1,351.74	2.13%	22.94%
VN30	1,487.61	2.51%	40.55%
HNX	316.69	1.72%	60.67%
UPCOM	88.93	2.02%	20.45%
Net Foreign buy (B)	621.00		
Total trading value (B)	29,163.76	245.18%	70.02%

- Market liquidity today decreased compared to the previous session, the total trading volume reached 1.01b shares, equivalent to the trading value at 29,400b dong, the order matching transactions alone accounted for 27,700b dong. down 1.9% compared to the previous session). Foreign investors continued to be strong net buyers of more than 600b dong on HoSE.



ETF & DERIVATIVES		1D	YTD
E1VFN30	24,980	1.96%	32.87%
FUEMAV30	17,400	2.35%	38.87%
FUESSV30	21,500	0.94%	36.08%
FUESSV50	22,390	3.18%	64.03%
FUESSVFL	24,970	2.50%	45.17%
FUEVFN30	18,600	1.47%	33.33%
FUEVN100	0	0.00%	0.00%
VN30F2112	1,470.10	1.27%	
VN30F2109	1,479.30	2.31%	
VN30F2107	1,493.20	2.77%	
VN30F2106	0.00	0.00%	

CHANGE IN PRICE BY SECTOR


GLOBAL MARKET		1D	YTD
Nikkei	28,948.73	-0.29%	5.48%
Shanghai	3,589.75	-0.58%	5.13%
Kospi	3,249.32	0.77%	13.08%
Hang Seng	28,869.62	-0.18%	6.35%
STI (Singapore)	3,153.47	0.00%	9.91%
SET (Thái Lan)	1636.56	0.69%	12.92%
Crude oil (\$/barrel)	70.47	0.53%	45.90%
Gold (\$/ounce)	1,891.95	-0.57%	-0.61%

- Asian stocks mixed, Indian markets hit historic highs. In Japan, the Nikkei 225 fell 0.29%. The Chinese market fell with Shanghai Composite down 0.58%, Shenzhen Component down 0.62%. Hong Kong's Hang Seng fell 0.18%. South Korea's Kospi index rose 0.77%.

VIETNAM ECONOMY		1D (bps)	YTD (bps)
Vnibor	1.01%	-6	88
Deposit interest 12M	5.60%	0	-20
5 year-Gov. Bond	1.21%	-9	-1
10 year-Gov. Bond	2.23%	13	20
USD/VND	23,040	-0.02%	-0.60%
EUR/VND	28,694	-0.20%	-1.41%
CNY/VND	3,660	0.03%	2.43%

- A report from the Ministry of Finance shows that the total state budget revenue in May is estimated at VND98,600b. Generally, in 5 months, state budget revenue is estimated at VND667,900b, equaling nearly 50% of the estimate, up more than 15% over the same period last year. In which, central budget revenue is estimated at VND347,000b, equaling nearly 47% of the estimate, local budget revenue is estimated at VND320,900b.

EVENT CALENDER

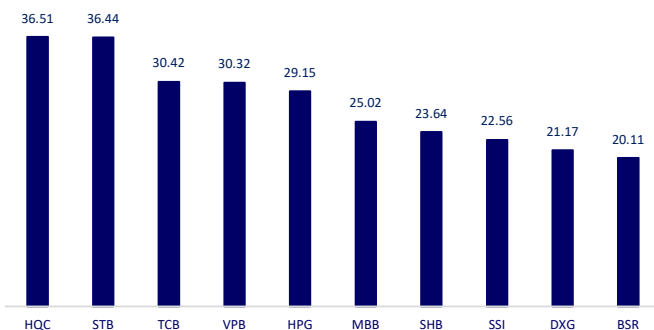
Ticker	Ex-right Date	Last register Date	Exercise Date	Type	Rate	Value
DTK	6/11/2021	6/14/2021	6/28/2021	Cash		650
CKA	6/11/2021	6/14/2021	6/30/2021	Cash		2,500
BUD	6/11/2021	6/14/2021	6/25/2021	Cash	0.35	900
HUB	6/11/2021	6/14/2021	7/14/2021	Cash		1,500
HDP	6/11/2021	6/14/2021	6/30/2021	Cash		800
ADP	6/11/2021	6/14/2021		Stock	0.5	
ADP	6/11/2021	6/14/2021	7/2/2021	Cash		1,000

SELECTED NEWS

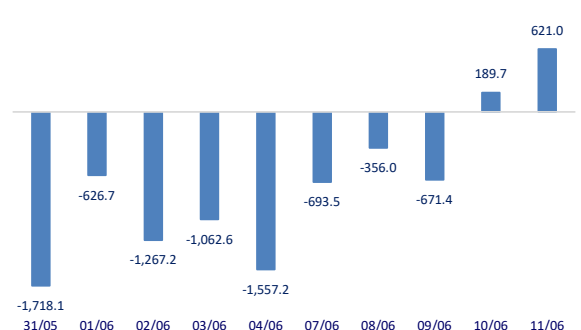
- Budget revenue in 5 months reached nearly 50% of the estimate
- The Prime Minister requested to soon complete the Resolution to support workers and businesses facing difficulties due to Covid-19
- Covid-19 phase 4, GDP growth in 6 months of 2021 is expected to reach only 5.8%
- The European Central Bank bought a lot of bonds, thinking it was too early to talk about "tightening the valve" to pump money
- The size of the Fed's balance sheet exceeded \$8 trillion for the first time, according to weekly updated data released on June 10.
- Oil peaks 2 years ahead of expectations of increased demand

	Close	1D	5D	Buying vol.	Selling vol.	Content
VCB	102,800	0.98%	-2.00%	3,010,100	3,614,000	- CTG: The State Bank of Vietnam has approved VietinBank to increase its charter capital from more than VND 37,234 billion to VND 48,058 billion according to the plan to issue nearly 1.1 billion shares to pay 2017-2018 dividends, a rate of more than 29%. - STB: According to the document, the Bank's Board of Directors approved the plan to sell nearly 81.6 million treasury shares to implement the restructuring plan of Sacombank after the merger approved by the State Bank.
BID	45,200	2.96%	-7.76%	10,050,000	8,791,000	
CTG	52,900	6.87%	-2.04%	34,389,000	21,031,000	
TCB	52,600	4.99%	-3.66%	44,014,100	40,565,700	
VPB	71,700	-0.14%	0.00%	61,715,500	56,445,100	
MBB	39,400	3.96%	-5.17%	38,413,500	40,529,100	
HDB	34,450	5.35%	-2.82%	11,713,700	9,532,300	
TPB	36,600	3.83%	-6.15%	8,018,100	7,559,500	
STB	30,500	5.54%	-5.13%	61,133,700	57,348,000	
NVL	104,900	1.25%	1.80%	2,010,400	1,882,600	
TCH	21,900	0.46%	-0.90%	6,673,800	7,629,300	
KDH	36,800	4.06%	3.40%	6,244,700	5,594,300	- On the world market, crude oil prices were mixed in this morning session after hitting the highest in more than 2 years in the previous session thanks to optimism about strong demand. - VIC: VinFast Fadil is the best-selling car model in May with sales of 1,868 vehicles. - VNM: Vinamilk's Laos farm accelerates the completion of phase 1. The first farm of the complex with a scale of 8,000 cows is expected to produce commercial milk in Q1.2022. - HPG: In May 2021, Hoa Phat Group consumed 63,000 tons of steel pipes, down 28% compared to more than 87,300 tons in April. Sales volume of galvanized steel reached 30,000 tons, an increase of nearly 30,000 tons. 57% from last month. The export volume of corrugated iron improved thanks to the group's overcoming of trade remedy lawsuits in the international market.
PDR	87,400	5.05%	6.85%	10,135,500	8,231,100	
GAS	87,000	1.05%	-4.81%	706,200	1,006,300	
POW	12,050	1.26%	-8.02%	13,553,500	13,168,400	
PLX	54,000	2.86%	-5.59%	7,170,400	7,143,300	
VIC	118,000	1.29%	-2.48%	2,710,200	2,453,300	
VHM	106,000	1.83%	1.44%	6,102,600	6,993,800	
VRE	31,500	2.27%	-2.17%	7,207,300	7,158,700	
VNM	92,000	-0.22%	4.07%	4,398,500	6,770,600	
MSN	106,000	2.81%	-1.21%	2,704,100	2,728,500	
SBT	21,300	-1.84%	1.91%	5,467,600	8,950,500	
VJC	115,500	1.49%	7.54%	1,358,500	935,200	- HPG: In May 2021, Hoa Phat Group consumed 63,000 tons of steel pipes, down 28% compared to more than 87,300 tons in April. Sales volume of galvanized steel reached 30,000 tons, an increase of nearly 30,000 tons. 57% from last month. The export volume of corrugated iron improved thanks to the group's overcoming of trade remedy lawsuits in the international market.
BVH	57,300	3.24%	0.35%	2,252,200	2,516,900	
FPT	83,500	1.95%	-1.42%	3,992,300	3,891,300	
MWG	137,000	1.26%	-0.36%	1,455,900	1,382,200	
PNJ	96,900	1.15%	-3.68%	690,800	663,700	
REE	54,900	0.73%	-4.36%	1,460,500	1,152,200	
SSI	50,100	6.60%	2.77%	36,481,100	31,660,000	
HPG	53,100	2.91%	-2.57%	46,944,200	44,242,200	

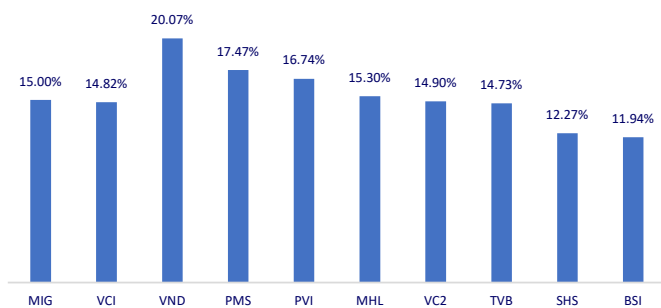
Top most traded tickers (Volume - in million)



Foreign net flow 10 nearest sessions (Billion VND)



Top increases in 3 consecutive sessions



Top decreases in 3 consecutive sessions

