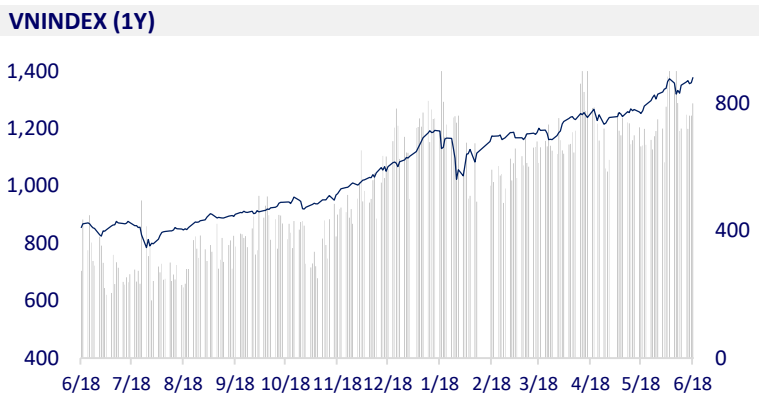
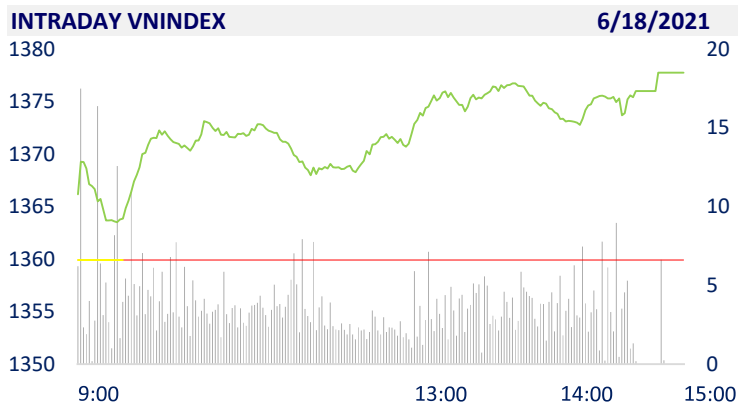
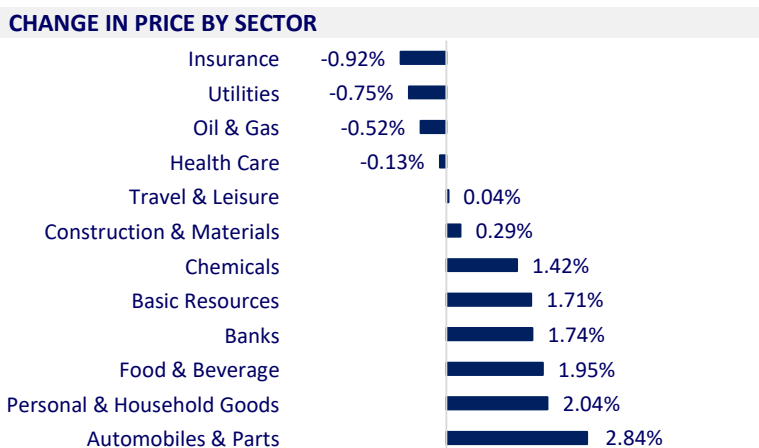


VIETNAM STOCK MARKET		1D	YTD
VN-INDEX	1,377.77	1.31%	25.31%
VN30	1,481.30	1.33%	39.96%
HNX	318.73	0.52%	61.71%
UPCOM	90.22	0.75%	22.20%
Net Foreign buy (B)	333.33		
Total trading value (B)	28,910.81	6.34%	68.55%

- Foreign investors' transactions were strongly affected because today is the trading session for two foreign ETFs, V.N.M and FTSE, to complete the portfolio structure of Q2.2021. Accordingly, foreign capital inflows bought 53.4m shares, worth 2,583.9b dong, while selling out more than 56m shares, 2,266b dong. In terms of value, this capital flow was a net purchase of 333b dong



ETF & DERIVATIVES		1D	YTD
E1VFN30	24,900	0.52%	32.45%
FUEMAV30	17,500	0.98%	39.66%
FUESSV50	21,500	2.38%	36.08%
FUESSVFL	22,160	-0.63%	62.34%
FUEVFVND	24,770	1.31%	44.01%
FUEVN100	18,680	0.97%	33.91%



VN30F2112	1,470.30	0.46%
VN30F2109	1,464.00	-0.06%
VN30F2108	1,483.50	1.12%
VN30F2107	1,485.00	1.44%

GLOBAL MARKET		1D	YTD
Nikkei	28,964.08	-0.45%	5.54%
Shanghai	3,525.10	-0.01%	3.24%
Kospi	3,267.93	0.09%	13.73%
Hang Seng	28,753.00	-0.03%	5.92%
STI (Singapore)	3,153.47	0.00%	9.91%
SET (Thái Lan)	1,612.98	-0.29%	11.29%
Crude oil (\$/barrel)	70.77	0.01%	46.52%
Gold (\$/ounce)	1,793.15	0.43%	-5.80%

- Asian stocks mixed, commodities sector in focus. In Japan, the Nikkei 225 fell 0.45%. The Bank of Japan (BOJ) today kept its monetary policy unchanged and expanded its pandemic support program. The Chinese market was mixed with Shanghai Composite down 0.01%, Shenzhen Component up 0.769%. Hong Kong's Hang Seng fell 0.03%. South Korea's Kospi index rose 0.09%.

VIETNAM ECONOMY		1D (bps)	YTD (bps)
Vnibor	0.95%	-2	82
Deposit interest 12M	5.60%	0	-20
5 year-Gov. Bond	1.16%	-13	-6
10 year-Gov. Bond	2.13%	5	10
USD/VND	23,100	0	-0.34%
EUR/VND	28,216	0	-3.05%
CNY/VND	3,643	0	1.96%

- According to newly released data from the State Bank, by the end of April, people's deposits increased by 2.34% compared to the beginning of the year, at nearly 5.3m billion VND. This figure is lower than the same period in 2020, which was 3.37%. This is the fourth year in a row that deposit growth has slowed. The above trend is similar to the figure for the whole year, in the period 2016-2020.

EVENT CALENDER

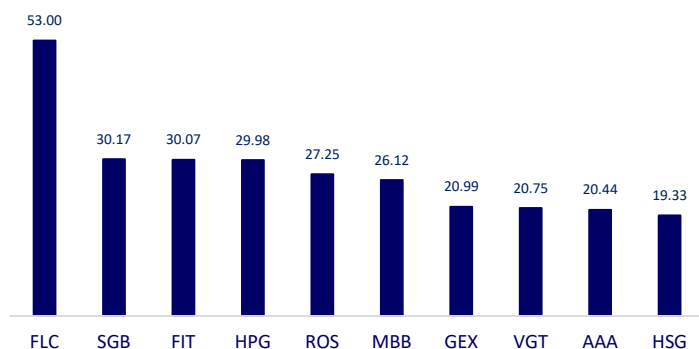
Ticker	Ex-right Date	Last register Date	Exercise Date	Type	Rate	Value
C32	6/18/2021	6/21/2021	7/29/2021	Cash		1,200
ADS	6/18/2021	6/21/2021	7/9/2021	Cash		1,000
VPS	6/21/2021	6/22/2021	7/7/2021	Cash		1,500
SFI	6/21/2021	6/22/2021	6/30/2021	Cash		2,000
AMC	6/21/2021	6/22/2021	7/9/2021	Cash		2,000
SSC	6/22/2021	6/23/2021	7/15/2021	Cash		1,500
PGS	6/23/2021	6/24/2021	7/2/2021	Cash		1,000
IMP	6/23/2021	6/24/2021	7/16/2021	Cash		1,500

SELECTED NEWS

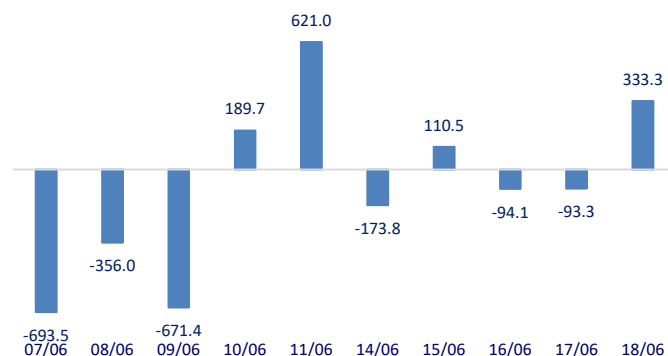
- Residential deposit growth slows down
- Korean corporation proposed 3 projects over 1,800 hectares in Thua Thien Hue
- Risk of rising inflation again
- Bloomberg: US raises interest rates, Asia will be the worst hit place
- Australia extended the issuance of the conclusion of the anti-dumping investigation on colored steel belts
- China makes iron ore the most volatile commodity in the world

	Close	1D	5D	Buying vol.	Selling vol.	Content
VCB	108,500	4.13%	5.54%	4,732,900	4,547,000	- STB: Sacombank said that from June 18, 2021, this bank will deploy a preferential capital of up to VND 10,000 billion with an interest rate of 4%/year and a maximum loan term of 6 months to accompany the export enterprises and support enterprises to overcome difficulties in production and business activities when the Covid-19 epidemic is complicated.
BID	46,150	0.54%	2.10%	4,672,400	6,212,800	
CTG	51,200	1.39%	-3.21%	21,710,200	21,901,100	
TCB	51,000	1.59%	-3.04%	15,247,800	15,790,800	
VPB	66,500	0.76%	-7.25%	21,417,000	24,276,600	
MBB	40,550	1.63%	2.92%	39,763,500	46,693,000	
HDB	34,250	1.93%	-0.58%	6,196,600	7,057,800	
TPB	35,500	0.28%	-3.01%	3,816,300	5,357,200	
STB	29,650	0.85%	-2.79%	25,578,900	34,207,700	
NVL	103,000	0.78%	-1.81%	13,783,700	3,386,400	
TCH	23,500	5.86%	7.31%	29,447,700	30,395,400	- POW: In May, most of POW's factories did not complete the monthly output plan except for Dakdrinh and Vung Ang 1, and the remaining plants were not mobilized.
KDH	37,350	1.22%	1.49%	4,431,200	4,623,500	
PDR	92,100	0.44%	5.38%	7,300,100	7,502,800	- VRE: Merged its subsidiary, Ha Thanh Real Estate Development and Investment Co., Ltd. into Vincom Reatail Northern Co., Ltd.
GAS	92,700	-1.28%	6.55%	1,168,400	2,397,200	- MSN: Changed the listing of 5,851,446 shares due to ESOP issuance, bringing the total number of shares to 1,180,534,692 shares.
POW	12,300	-0.81%	2.07%	17,893,500	28,450,600	
PLX	56,500	-0.35%	4.63%	7,429,800	4,361,000	- HPG: Foreign investors on HoSE were the strongest net sellers of HPG with a value of 306 billion dong. It is worth noting that the transaction of foreign investors buying and selling HPG was partially done through the order matching method, but the priceboard of securities companies did not display buying and selling data of this stock. HPG is a stock that has been heavily weighted by two foreign ETFs in this restructuring period.
VIC	117,400	0.34%	-0.51%	2,718,700	3,517,300	
VHM	112,500	3.21%	6.13%	7,500,100	6,675,200	
VRE	32,500	-1.07%	3.17%	6,074,800	9,788,300	
VNM	92,100	1.21%	0.11%	4,693,700	7,024,300	
MSN	106,500	3.40%	0.47%	2,909,500	2,559,700	
SBT	22,800	1.11%	7.04%	10,486,600	17,466,700	
BVH	116,000	-0.43%	0.43%	829,000	571,400	
VJC	116,000	-0.43%	0.43%	829,000	571,400	
FPT	83,800	1.45%	0.36%	2,866,700	3,305,000	
MWG	141,000	1.44%	2.92%	865,500	860,000	
PNJ	98,000	2.62%	1.14%	636,200	863,700	
REE	59,700	-0.50%	8.74%	1,692,100	2,268,400	
SSI	50,500	0.00%	2.74%	12,724,100	14,830,100	
HPG	52,100	1.36%	-1.88%	52,142,900	46,637,800	

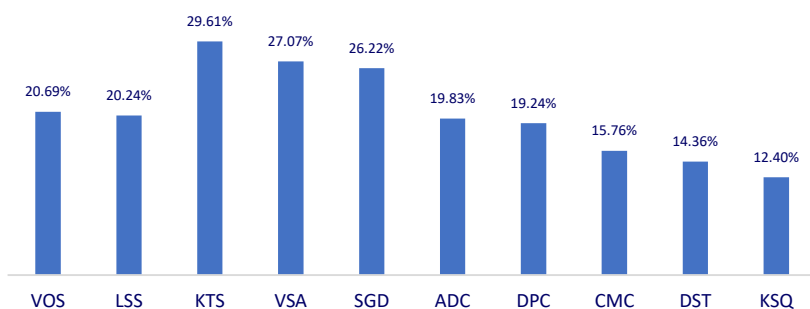
Top most traded tickers (Volume - in million)



Foreign net flow 10 nearest sessions (Billion VND)



Top increases in 3 consecutive sessions



Top decreases in 3 consecutive sessions

