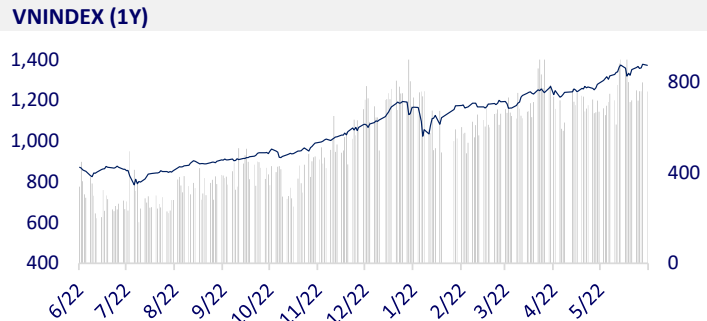
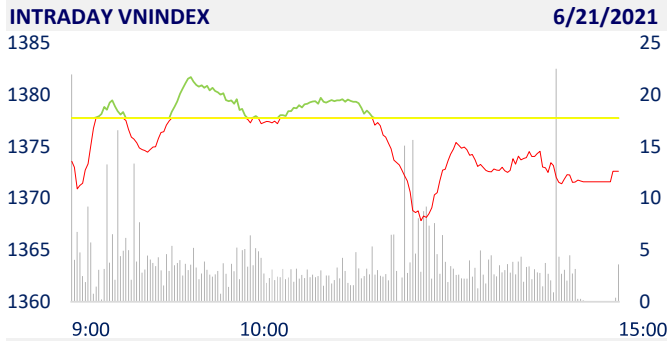
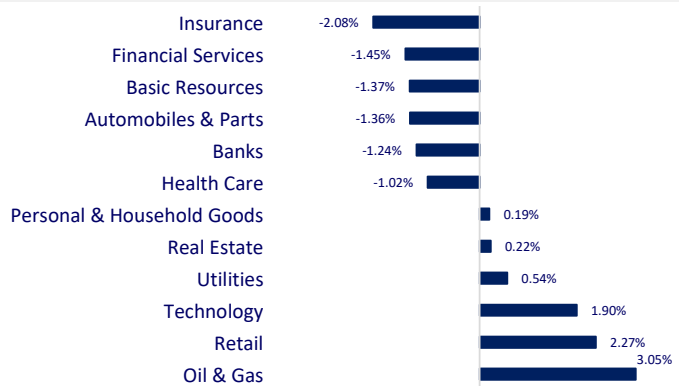


VIETNAM STOCK MARKET		1D	YTD
VN-INDEX	1,372.63	-0.37%	24.84%
VN30	1,478.29	-0.20%	39.67%
HNX	316.24	-0.78%	60.45%
UPCOM	89.71	-0.57%	21.51%
Net Foreign buy (B)	-1,130.96		
Total trading value (B)	27,254.88	-5.73%	58.89%

- Foreign investors traded negatively again when they sold strongly in the session of June 21. In general, they bought 26.8m shares, worth 1,284.6b VND, while selling 53.7m shares worth 2,399b VND. Total net selling volume was at 26.9m shares, corresponding to a net selling value of over 1,130b dong. NVL, HPG were the 2 biggest net sellers with the value of 362b dong and 336b dong.



ETF & DERIVATIVES		1D	YTD
E1VFN30	24,800	-0.40%	31.91%
FUEMAV30	17,300	-1.14%	38.07%
FUESSV50	21,600	0.47%	36.71%
FUESSVFL	21,800	-1.62%	59.71%
FUEVFN30	24,990	0.89%	45.29%
FUEVN100	18,700	0.11%	34.05%
VN30F2112	1,463.50	-0.46%	
VN30F2109	1,470.00	0.41%	
VN30F2108	1,470.70	-0.86%	
VN30F2107	1,474.10	-0.73%	

CHANGE IN PRICE BY SECTOR


GLOBAL MARKET		1D	YTD
Nikkei	28,010.93	0.00%	2.07%
Shanghai	3,529.18	0.12%	3.36%
Kospi	3,240.79	-0.83%	12.78%
Hang Seng	28,478.00	0.10%	4.90%
STI (Singapore)	3,153.47	0.00%	9.91%
SET (Thái Lan)	1601.13	-0.73%	10.47%
Crude oil (\$/barrel)	71.44	-0.74%	47.91%
Gold (\$/ounce)	1,783.15	0.69%	-6.33%

- Asian shares were mixed, with South Korea's Kospi index falling 0.83%. Mainland China market was in the opposite direction with Shanghai Composite up 0.12%, Shenzhen Component up 0.395%. Hong Kong's Hang Seng rose 0.1%.

VIETNAM ECONOMY		1D (bps)	YTD (bps)
Vnibor	0.99%	4	86
Deposit interest 12M	5.60%	0	-20
5 year-Gov. Bond	1.15%	-1	-7
10 year-Gov. Bond	2.13%	0	10
USD/VND	23,121	0.09%	-0.25%
EUR/VND	28,194	0.32%	-3.12%
CNY/VND	3,629	-0.17%	1.57%

- According to the State Bank of Vietnam, in the week from June 7 to June 11, the transaction turnover on the interbank market in VND reached approximately VND 694,551 billion, an average of VND 138,910 billion/day, an increase of VND 22,686 billion VND/day compared to the previous week.

EVENT CALENDER

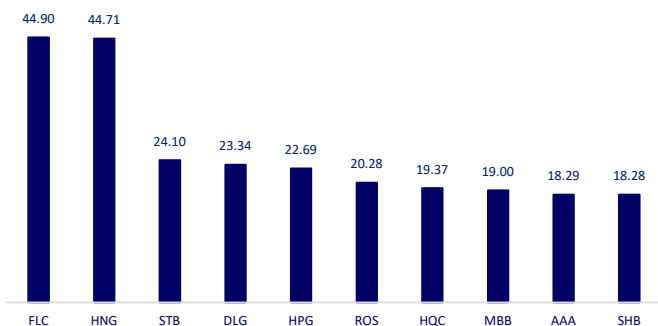
Ticker	Ex-right Date	Last register Date	Exercise Date	Type	Rate	Value
SSC	6/22/2021	6/23/2021	7/15/2021	Cash		1,500
NBR	6/22/2021	6/23/2021	6/30/2021	Cash		1,220
BCG	6/23/2021	6/24/2021		Stock	0.02	
BCG	6/23/2021	6/24/2021	7/29/2021	Cash		800
PLX	6/23/2021	6/24/2021	7/6/2021	Cash		1,200
PGS	6/23/2021	6/24/2021	7/2/2021	Cash		1,000
IMP	6/23/2021	6/24/2021	7/16/2021	Cash		1,500

SELECTED NEWS

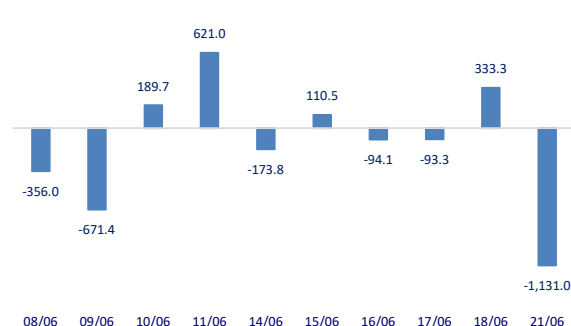
- Businesses are worried that Ho Chi Minh City will collect seaport fees
- Banks increase borrowing, but interest rates decrease
- Textile not worry about lack of orders
- China investigates spot market, iron ore prices plunge
- US threatens to impose more sanctions on Russia
- Moody's Analytics: Inflation may cause US stocks to correct 10-20%

	Close	1D	5D	Buying vol.	Selling vol.	Content
VCB	106,600	-1.75%	4.51%	2,541,700	3,543,300	- On June 18, the State Bank approved for Tien Phong Commercial Joint Stock Bank (TPB) to increase its charter capital by 1,000 billion VND, bringing the total charter capital of the bank to more than 11,716 billion VND.
BID	45,000	-2.49%	0.22%	6,236,400	6,468,100	
CTG	50,300	-1.76%	-4.19%	18,211,000	18,619,600	
TCB	50,400	-1.18%	-4.36%	27,868,700	22,208,500	
VPB	66,500	0.00%	-6.21%	22,264,300	24,150,800	
MBB	40,650	0.25%	3.44%	36,597,100	32,560,400	
HDB	33,650	-1.75%	-1.32%	5,332,900	5,454,900	
TPB	35,250	-0.70%	-2.89%	5,446,000	6,459,000	
STB	29,850	0.67%	-3.08%	46,237,500	42,530,100	
NVL	109,000	5.83%	4.91%	13,984,900	7,114,600	
TCH	22,800	-2.98%	2.70%	9,254,500	13,251,900	
KDH	37,350	0.00%	1.22%	3,866,300	3,452,700	
PDR	90,500	-1.74%	-0.98%	5,274,200	5,216,100	
GAS	93,000	0.32%	3.91%	1,485,000	2,148,500	
POW	12,500	1.63%	2.46%	32,345,800	36,813,300	
PLX	58,600	3.72%	6.55%	11,604,400	10,222,800	
VIC	117,400	0.00%	-2.17%	2,159,600	2,680,100	
VHM	112,000	-0.44%	1.91%	5,022,100	7,032,800	
VRE	31,800	-2.15%	-0.47%	6,225,400	8,176,600	
VNM	90,600	-1.63%	-2.05%	5,541,000	6,943,300	- VRE: At the coming AGM, the BoDs will submit a plan for 2021 with net revenue of about 9,000b dong, profit after tax of about 2,500b dong, up 8% and 5% compared to the results of 2020.
MSN	108,700	2.07%	1.68%	2,986,800	3,295,300	
SBT	22,300	-2.19%	4.69%	10,950,400	11,713,700	
VJC	114,000	-1.72%	-1.47%	833,800	1,026,600	
BVH	59,700	-2.13%	-0.50%	2,388,500	3,138,100	
FPT	85,600	2.15%	2.15%	6,322,000	7,026,500	
MWG	145,800	3.40%	5.58%	2,263,700	1,620,300	
PNJ	98,100	0.10%	1.13%	684,700	1,191,700	
REE	58,200	-2.51%	4.86%	1,059,500	1,302,000	
SSI	49,000	-2.97%	-5.77%	17,708,300	21,853,500	
HPG	51,200	-1.73%	-4.48%	38,570,500	38,059,300	- PPNJ: in May, the company recorded a net revenue of 1,593 billion (+56.5% yoy) and profit after tax of 85 billion (+58.6%). Gross profit margin in May 2021 reached 18.6% compared to 19.5% in the same period in 2020 due to the increase in the proportion of revenue from gold bars.

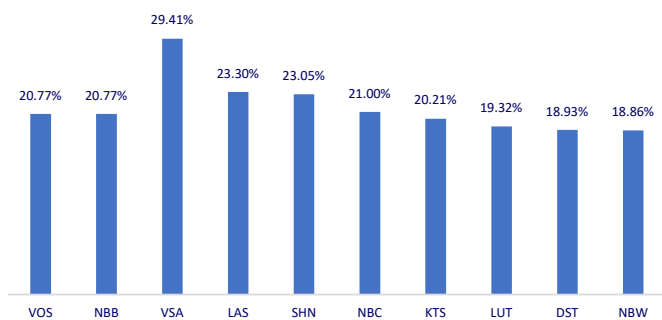
Top most traded tickers (Volume - in million)



Foreign net flow 10 nearest sessions (Billion VND)



Top increases in 3 consecutive sessions



Top decreases in 3 consecutive sessions

