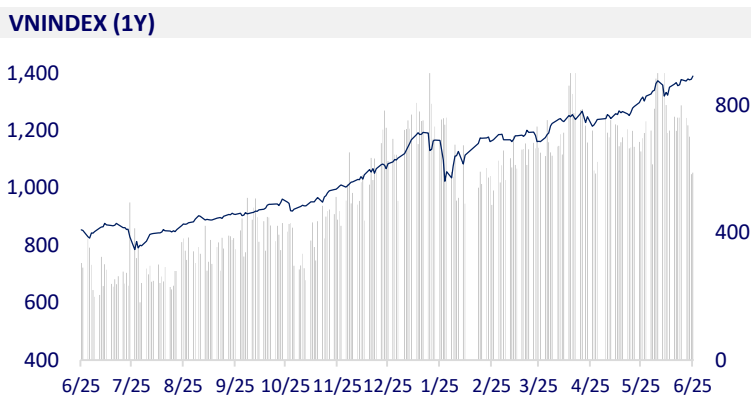
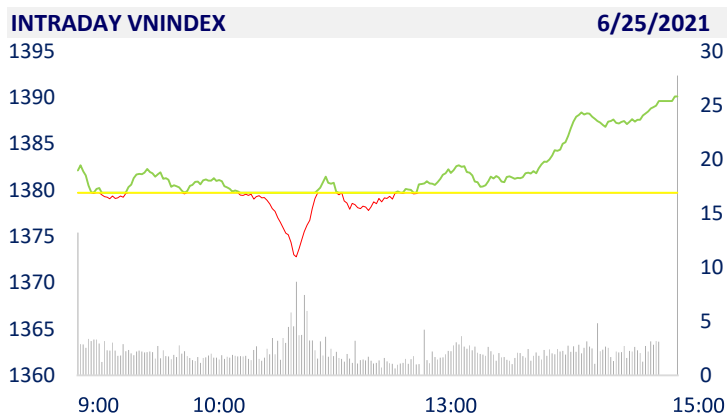
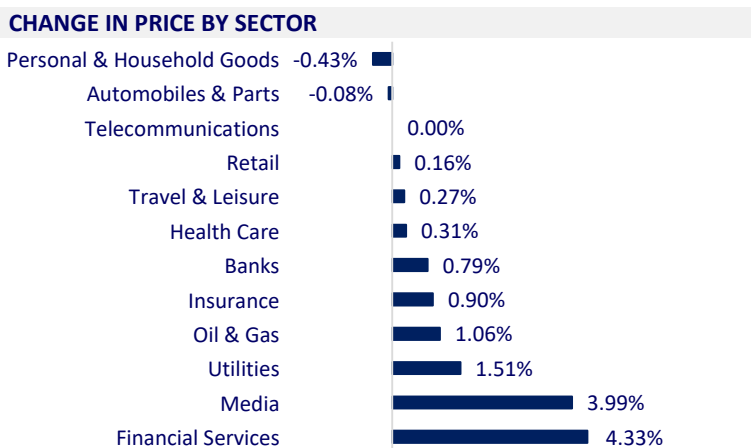


VIETNAM STOCK MARKET		1D	YTD
VN-INDEX	1,390.12	0.75%	26.43%
VN30	1,500.30	0.90%	41.75%
HNX	318.22	1.00%	61.45%
UPCOM	89.48	-0.22%	21.20%
Net Foreign buy (B)	75.55		
Total trading value (B)	23,248.96	7.12%	35.54%

- On HoSE, foreign investors had the 4th net buying session with the value down 55% compared to the previous session and reaching 83 billion dong, but in terms of volume, this capital flow was a net selling of 2.4 million shares. In the last 4 sessions, foreign investors on HoSE net bought a total of 533 billion dong.



ETF & DERIVATIVES		1D	YTD
E1VFN30	25,260	1.45%	34.36%
FUEMAV30	17,560	1.04%	40.14%
FUESSV50	21,500	0.00%	36.08%
FUESSVFL	22,350	0.04%	63.74%
FUEVFNVD	25,070	-0.52%	45.76%
FUEVN100	18,740	0.00%	34.34%



VN30F2112	1,496.00	1.35%
VN30F2109	1,496.00	1.21%
VN30F2108	1,499.10	1.18%
VN30F2107	1,505.00	1.14%

GLOBAL MARKET		1D	YTD
Nikkei	29,066.18	0.16%	5.91%
Shanghai	3,607.56	1.15%	5.66%
Kospi	3,302.84	0.51%	14.94%
Hang Seng	29,292.37	1.14%	7.90%
STI (Singapore)	3,121.60	0.06%	8.80%
SET (Thái Lan)	1,582.67	-0.19%	9.20%
Crude oil (\$/barrel)	73.09	-0.56%	51.33%
Gold (\$/ounce)	1,783.25	0.33%	-6.32%

- Asian stocks rose after Wall Street's peak. In Japan, the Nikkei 225 gained 0.16%. Mainland China markets rose with Shanghai Composite up 1.15% and Shenzhen Component up 1,482%. Hong Kong's Hang Seng rose 1.14%. South Korea's Kospi index rose 0.51%.

VIETNAM ECONOMY		1D (bps)	YTD (bps)
Vnibor	1.21%	7	108
Deposit interest 12M	5.60%	0	-20
5 year-Gov. Bond	1.28%	-3	6
10 year-Gov. Bond	2.06%	-2	3
USD/VND	23,110	0	-0.29%
EUR/VND	28,284	0	-2.81%
CNY/VND	3,635	0	1.74%

- According to the latest statistics from the General Department of Customs, from the beginning of the year to June 15, fertilizer exports reached 615,710 tons, equivalent to USD 212,867 million, up 49% in volume and 1.76 times on value. This is the first time in history that fertilizer exports have reached such a record high number.

EVENT CALENDER

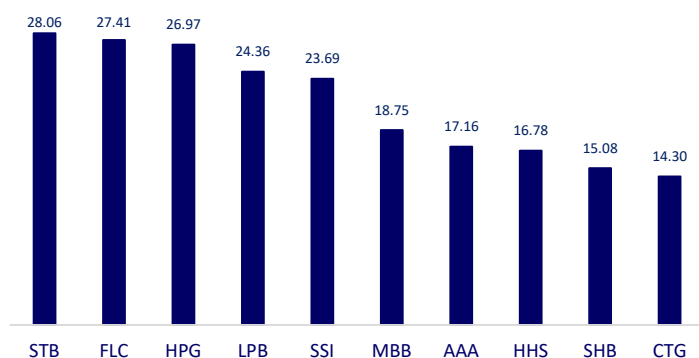
Ticker	Ex-right Date	Last register Date	Exercise Date	Type	Rate	Value
LM8	6/25/2021	6/28/2021	7/20/2021	Cash		700
VMS	6/25/2021	6/28/2021	7/12/2021	Cash		600
PTI	6/25/2021	6/28/2021	7/26/2021	Cash		2,000
NSC	6/25/2021	6/28/2021	7/28/2021	Cash		3,000
GAS	6/25/2021	6/28/2021	10/6/2021	Cash		3,000
HDC	6/28/2021	6/29/2021		Stock	0.25	
VNR	6/28/2021	6/29/2021	7/28/2021	Cash		1,500
MIG	6/28/2021	6/29/2021		Stock	0.1	

SELECTED NEWS

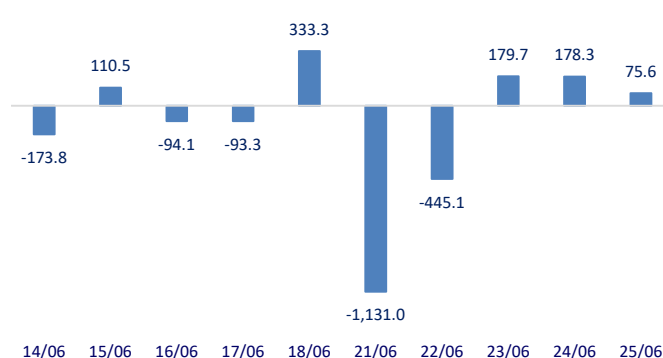
- Reduce 30 fees and charges from now until the end of the year
- Deputy Prime Minister Le Van Thanh asked to carefully consider opening room for foreign investors to retail gasoline
- Fertilizer export reached a record volume and turnover
- China's central bank is one step ahead of the Fed in adjusting economic stimulus packages
- The "galloping" growth rate of public debt in the US
- Foreign currency deposit reserves at Chinese banks exceed 1 trillion USD

	Close	1D	5D	Buying vol.	Selling vol.	Content
VCB	112,600	1.72%	3.78%	2,566,900	2,581,500	- HDB: Leading the market in promoting digitization of banking activities, HDBank deploys automation of processes by Robot with RPA technology - Robotic Process Automation, bringing a whole new experience to 10 million customers in the system.
BID	45,550	0.77%	-1.30%	4,124,100	4,813,500	
CTG	53,800	0.75%	5.08%	25,556,000	23,676,900	
TCB	51,600	1.38%	1.18%	18,099,700	18,065,100	
VPB	68,200	-0.58%	2.56%	17,003,800	19,150,200	
MBB	42,100	0.24%	3.82%	33,083,200	29,163,600	
HDB	35,300	3.07%	3.07%	8,925,500	7,678,100	- NVL: completed the issuance of 5.9m shares to convert 57.5 bonds to HSBC bondholders. The convertible bonds this time have a total value of 11.5 million USD, accounting for 4.8% of the total number of convertible bonds issued.
TPB	35,900	0.70%	1.13%	4,270,100	4,911,400	
STB	29,500	1.72%	-0.51%	30,689,000	25,685,600	
NVL	119,100	3.57%	15.63%	6,738,100	6,150,000	
TCH	22,050	-0.45%	-6.17%	8,900,400	8,571,600	
KDH	37,100	2.49%	-0.67%	4,065,500	3,172,900	
PDR	95,000	6.74%	3.15%	9,653,800	7,400,000	- According to the General Department of Customs, Vietnam's export crude oil price in May reached 516 USD/ton, double that of May 2020.
GAS	98,000	2.30%	5.72%	2,149,000	3,178,000	
POW	12,150	0.00%	-1.22%	19,077,400	16,692,200	
PLX	56,500	0.89%	2.09%	6,470,200	3,399,600	
VIC	117,500	0.00%	0.09%	2,789,100	3,107,600	
VHM	112,100	0.00%	-0.36%	4,238,400	8,199,200	
VRE	31,600	-1.25%	-2.77%	5,070,500	7,537,000	- VIC: Vingroup issued ESOP firstly, with the rate of 0.2% of charter capital, expected to be implemented before June 2022.
VNM	89,700	1.13%	-2.61%	4,439,500	3,942,800	
MSN	106,400	-0.09%	-0.09%	1,792,100	1,463,100	
SBT	20,900	-2.34%	-8.33%	6,681,800	7,250,700	
BVH	115,900	0.35%	-0.09%	567,500	682,900	
VJC	115,900	0.35%	-0.09%	567,500	682,900	
FPT	85,200	0.59%	1.67%	2,395,200	2,751,200	- MWG: has just announced business results for the first 5 months of 2021 with both revenue and profit having completed over 40% of the whole year plan. In the first 5 months of 2021, MWG recorded consolidated net revenue of VND 51,830 billion, up 9% over the same period in 2020. Profit after tax was VND 2,172 billion, equivalent to a growth rate of 26%.
MWG	143,700	-0.21%	1.91%	1,280,100	1,224,600	
PNJ	97,400	-0.71%	-0.61%	459,500	462,300	
REE	56,500	0.18%	-5.36%	894,100	655,200	
SSI	53,700	6.97%	6.34%	39,991,200	36,095,200	
HPG	50,700	0.20%	-2.69%	50,296,100	43,312,100	

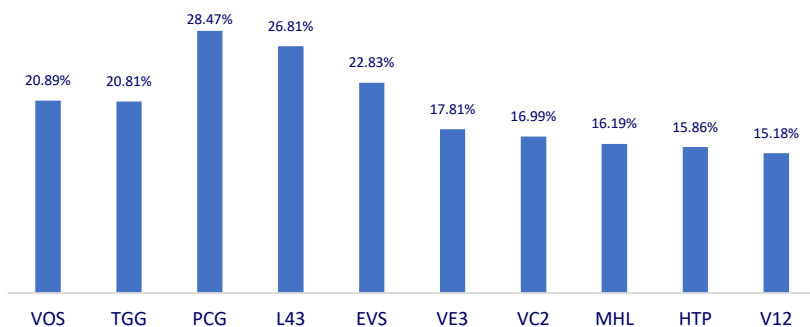
Top most traded tickers (Volume - in million)



Foreign net flow 10 nearest sessions (Billion VND)



Top increases in 3 consecutive sessions



Top decreases in 3 consecutive sessions

