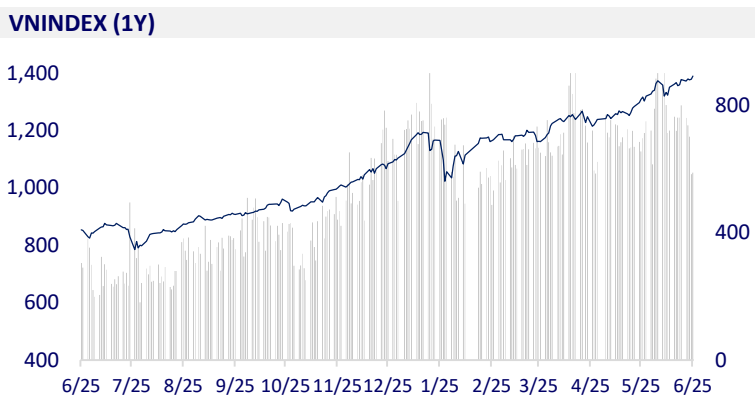
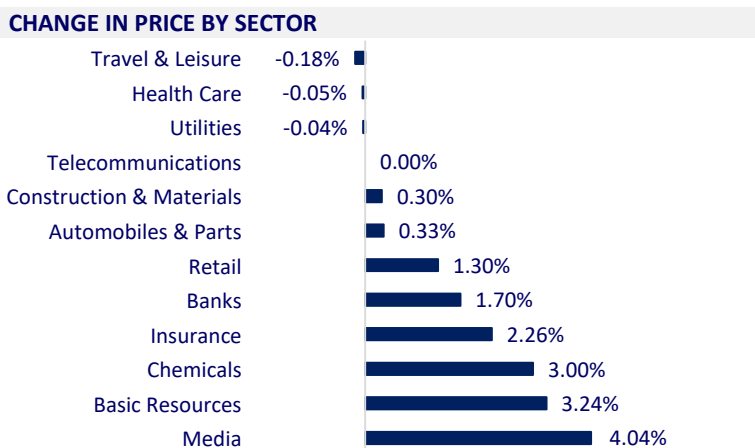


VIETNAM STOCK MARKET		1D	YTD
VN-INDEX	1,405.81	1.13%	27.86%
VN30	1,521.41	1.41%	43.75%
HNX	323.10	1.53%	63.93%
UPCOM	89.80	0.36%	21.63%
Net Foreign buy (B)	-207.68		
Total trading value (B)	27,674.57	19.04%	61.34%

- VN-Index surpassed 1,400 points, VN30-Index surpassed the peak. Liquidity increased strongly compared to the last session of last week. The total trading value of the whole market reached VND27,670b, of which, order matching transactions accounted for VND25,800b, HoSE alone was VND21,500b.



ETF & DERIVATIVES		1D	YTD
E1VFN30	25,600	1.35%	36.17%
FUEMAV30	17,930	2.11%	43.10%
FUESSV50	21,700	0.93%	37.34%
FUESSVFL	22,890	2.42%	67.69%
FUEVFN30	25,380	1.24%	47.56%
FUEVN100	19,020	1.49%	36.34%



VN30F2112	1,496.00	0.00%	
VN30F2109	1,496.00	0.00%	
VN30F2108	1,499.10	0.00%	
VN30F2107	1,505.00	0.00%	

GLOBAL MARKET		1D	YTD
Nikkei	29,048.02	0.01%	5.84%
Shanghai	3,606.37	-0.03%	5.62%
Kospi	3,301.89	-0.03%	14.91%
Hang Seng	29,281.00	-0.07%	7.86%
STI (Singapore)	3,126.88	0.17%	8.98%
SET (Thái Lan)	1,579.17	-0.22%	8.96%
Crude oil (\$/barrel)	73.99	-0.18%	53.19%
Gold (\$/ounce)	1,774.85	0.21%	-6.77%

- Asian stocks mixed, Hong Kong market closed the morning session because of the storm. In Japan, the Nikkei 225 gained 0.01%. The Chinese market was mixed from the start with the Shanghai Composite down 0.03% and the Shenzhen Component up 0.975%. South Korea's Kospi index fell 0.03%.

VIETNAM ECONOMY		1D (bps)	YTD (bps)
Vnibor	1.21%	0	108
Deposit interest 12M	5.60%	0	-20
5 year-Gov. Bond	1.26%	-2	4
10 year-Gov. Bond	2.00%	-6	-3
USD/VND	23,125	0	-0.23%
EUR/VND	28,298	0	-2.77%
CNY/VND	3,636	0	1.76%

- According to the Asian Bond Monitoring report released by the Asian Development Bank (ADB), along with China and Indonesia, interest rates on both short-term and long-term Vietnamese government bonds decreased in the first quarter of this year. Meanwhile, South Korea, Malaysia and the Philippines increased slightly.

EVENT CALENDER

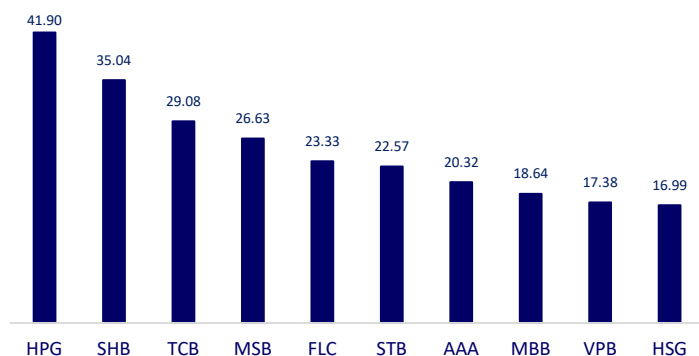
Ticker	Ex-right Date	Last register Date	Exercise Date	Type	Rate	Value
HDC	6/28/2021	6/29/2021		Stock	0.25	
VNR	6/28/2021	6/29/2021	7/28/2021	Cash		1,500
MIG	6/28/2021	6/29/2021		Stock	0.1	
CSC	6/29/2021	6/30/2021		Stock	0.06	900
THT	6/29/2021	6/30/2021	7/30/2021	Cash		900
TV3	6/29/2021	6/30/2021	8/31/2021	Cash		1,000
L62	6/29/2021	6/30/2021	7/29/2021	Cash		200
HAS	6/29/2021	6/30/2021	7/16/2021	Cash		300

SELECTED NEWS

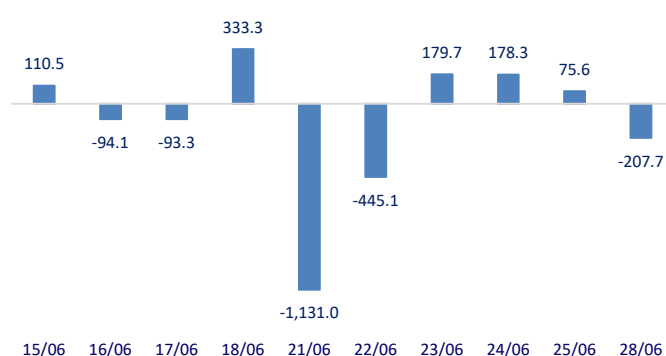
- ADB: Vietnam's local currency bond market fell slightly
- Anti-dumping review for galvanized steel from China and Korea
- The railway has a heavy loss, the risk of stopping operation
- IMF approves plan to allocate \$650 billion to help poor countries
- Boston Fed President: The US can't stand a 'boom and bust cycle' in the housing market
- UK bans world's largest cryptocurrency exchange

	Close	1D	5D	Buying vol.	Selling vol.	Content
VCB	112,600	0.00%	5.63%	2,607,200	2,468,000	- VPB: Bank union registered to buy 557,044 shares. Before the transaction, the Bank's Union owned 1,775,257 shares (the rate of 0.07%). The transaction is expected to take place from June 30 to July 29, 2021.
BID	46,900	2.96%	4.22%	10,499,400	10,980,800	
CTG	54,400	1.12%	8.15%	22,378,800	23,696,600	
TCB	53,600	3.88%	6.35%	41,783,900	43,734,800	
VPB	68,000	-0.29%	2.26%	23,945,900	26,162,000	
MBB	43,100	2.38%	6.03%	29,404,900	32,552,000	
HDB	36,000	1.98%	6.98%	7,488,100	9,006,500	
TPB	37,650	4.87%	6.81%	18,520,100	16,097,100	
STB	30,200	2.37%	1.17%	38,655,700	38,722,900	
NVL	120,000	0.76%	10.09%	4,161,100	4,763,300	
TCH	22,050	0.00%	-3.29%	7,913,500	7,680,800	
KDH	37,150	0.13%	-0.54%	3,358,200	2,328,500	- Gas prices today, natural gas prices in this morning's delivery session continued to increase due to reports of demand recovery in the market.
PDR	94,600	-0.42%	4.53%	6,476,000	6,033,400	
GAS	95,000	0.00%	5.38%	1,653,700	2,327,500	- VinFast will give 100% of the registration fee to customers who deposit enough VND 50 million and with conditions
POW	12,150	0.00%	-2.80%	16,311,500	18,132,100	
PLX	57,100	1.06%	-0.52%	7,133,300	4,771,400	- VNM: In today's trading session, Vinamilk's market capitalization dropped to 8th place with VND 187,051 billion. Closing the session, VNM dropped 0.6% to 89,200 dong/share.
VIC	116,700	-0.68%	-0.60%	2,451,600	2,544,300	
VHM	115,500	3.03%	3.13%	10,134,700	9,839,200	- MWG: The Mobile World Shelter has registered to sell all 105,000 shares. The transaction is expected to take place from June 30 to July 29, 2021.
VRE	31,800	0.63%	0.00%	5,025,800	7,044,800	
VNM	89,200	-0.56%	-1.55%	3,229,900	3,941,300	- MWG: After the first 5 months of the year, MWG recorded consolidated net revenue of VND 51,830b (up 9% YoY) and profit after tax (EAT) of VND 2,172b (up 26%). With this result, MWG has fulfilled 41% of the revenue target and 46% of the year's NPAT target.
MSN	108,900	2.35%	0.18%	2,241,300	2,861,500	
SBT	21,500	2.87%	-3.59%	7,096,900	6,838,800	- MWG: The Mobile World Shelter has registered to sell all 105,000 shares. The transaction is expected to take place from June 30 to July 29, 2021.
BVH	115,500	-0.35%	1.32%	645,200	736,500	
VJC	115,500	-0.35%	1.32%	645,200	736,500	- MWG: After the first 5 months of the year, MWG recorded consolidated net revenue of VND 51,830b (up 9% YoY) and profit after tax (EAT) of VND 2,172b (up 26%). With this result, MWG has fulfilled 41% of the revenue target and 46% of the year's NPAT target.
FPT	85,700	0.59%	0.12%	3,005,400	3,782,200	
MWG	145,500	1.25%	-0.21%	1,101,300	912,200	- MWG: After the first 5 months of the year, MWG recorded consolidated net revenue of VND 51,830b (up 9% YoY) and profit after tax (EAT) of VND 2,172b (up 26%). With this result, MWG has fulfilled 41% of the revenue target and 46% of the year's NPAT target.
PNJ	98,100	0.72%	0.00%	445,200	446,600	
REE	57,300	1.42%	-1.55%	1,019,600	1,019,400	- MWG: After the first 5 months of the year, MWG recorded consolidated net revenue of VND 51,830b (up 9% YoY) and profit after tax (EAT) of VND 2,172b (up 26%). With this result, MWG has fulfilled 41% of the revenue target and 46% of the year's NPAT target.
SSI	53,900	0.37%	10.00%	15,832,000	20,569,400	
HPG	52,400	3.35%	2.34%	67,997,700	61,908,000	

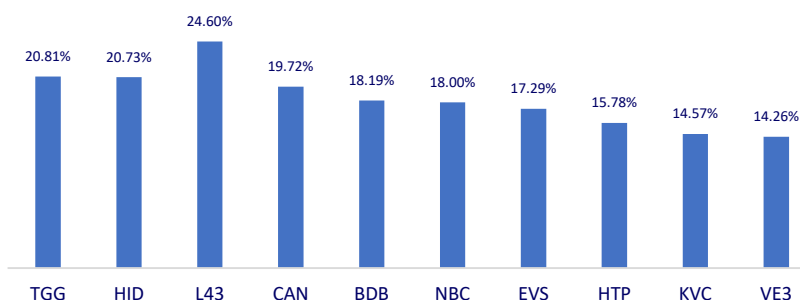
Top most traded tickers (Volume - in million)



Foreign net flow 10 nearest sessions (Billion VND)



Top increases in 3 consecutive sessions



Top decreases in 3 consecutive sessions

