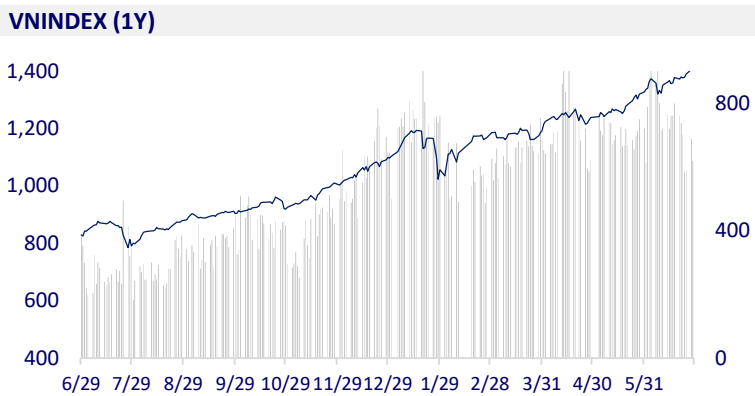
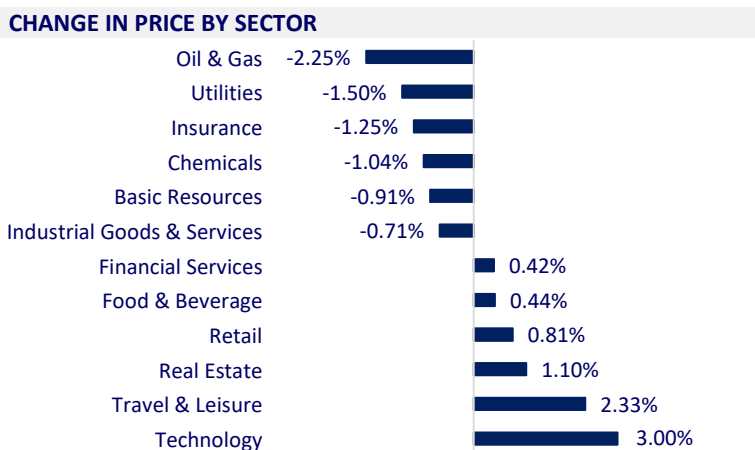


VIETNAM STOCK MARKET		1D	YTD
VN-INDEX	1,410.04	0.30%	28.24%
VN30	1,529.97	0.56%	44.56%
HNX	323.79	0.21%	64.28%
UPCOM	90.30	0.56%	22.31%
Net Foreign buy (B)	30.90		
Total trading value (B)	26,201.33	-5.32%	52.75%

- Foreign investors had a slight net buying of 31b dong in the session on June 29, and strongly sold VPB. On HoSE, they net bought more than 46b dong. VHM was still strongly bought by foreign investors with 166.4b dong. VNM and VCB were net bought 93.7b dong and 92.4b dong respectively. On the other side, VPB was sold the most with 297b dong



ETF & DERIVATIVES		1D	YTD
E1VFN30	25,800	0.78%	37.23%
FUEMAV30	18,200	1.51%	45.25%
FUESSV50	22,100	1.84%	39.87%
FUESSVFL	23,000	0.48%	68.50%
FUEVFN30	25,740	1.42%	49.65%
FUEVN100	19,150	0.68%	37.28%



VN30F2112	1,522.50	1.77%	
VN30F2109	1,520.20	1.62%	
VN30F2108	1,524.10	1.67%	
VN30F2107	1,533.90	1.92%	

GLOBAL MARKET		1D	YTD
Nikkei	28,812.61	0.04%	4.99%
Shanghai	3,573.18	-0.92%	4.65%
Kospi	3,286.68	-0.46%	14.38%
Hang Seng	28,964.37	-0.68%	6.69%
STI (Singapore)	3,089.49	-1.20%	7.68%
SET (Thái Lan)	1,591.43	0.78%	9.80%
Crude oil (\$/barrel)	72.53	-0.30%	50.17%
Gold (\$/ounce)	1,771.95	-0.23%	-6.92%

- Asian stocks mostly fell after Wall Street's peak session. In Japan, only the Nikkei 225 gained 0.04%. The Chinese market fell from the beginning with the Shanghai Composite down 0.92%, Shenzhen Component down 0.993%. Hong Kong's Hang Seng fell 0.68%. South Korea's Kospi index fell 0.46%.

VIETNAM ECONOMY		1D (bps)	YTD (bps)
Vnibor	1.19%	-2	106
Deposit interest 12M	5.60%	0	-20
5 year-Gov. Bond	1.27%	1	5
10 year-Gov. Bond	2.06%	6	3
USD/VND	23,120	0	-0.25%
EUR/VND	28,218	0	-3.04%
CNY/VND	3,634	0	1.71%

- According to the latest report of the General Statistics Office, the gross domestic product (GDP) in the second quarter of 2021 was estimated to increase by 6.61% over the same period last year, higher than the 0.39% growth rate in the second quarter of this year but lower than the growth rate of 6.73% in the second quarter of 2018 and 2019.

EVENT CALENDER

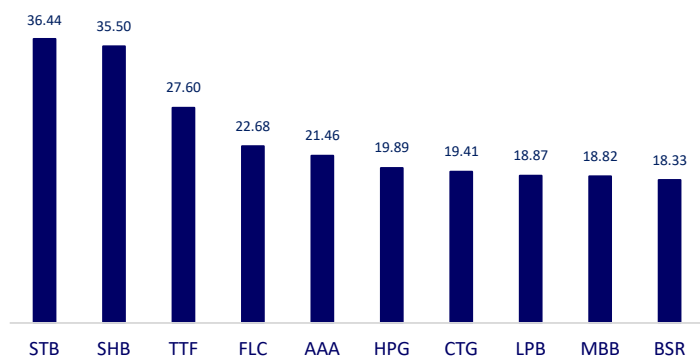
Ticker	Ex-right Date	Last register Date	Exercise Date	Type	Rate	Value
CSC	6/29/2021	6/30/2021		Stock	0.06	
THT	6/29/2021	6/30/2021	7/30/2021	Cash		900
TV3	6/29/2021	6/30/2021	8/31/2021	Cash		200
L62	6/29/2021	6/30/2021	7/29/2021	Cash		300
HAS	6/29/2021	6/30/2021	7/16/2021	Cash		300
SCS	6/29/2021	6/30/2021	7/15/2021	Cash		5,000
TCD	6/30/2021	7/1/2021		Stock	0.05	
TCD	6/30/2021	7/1/2021	7/22/2021	Cash		600

SELECTED NEWS

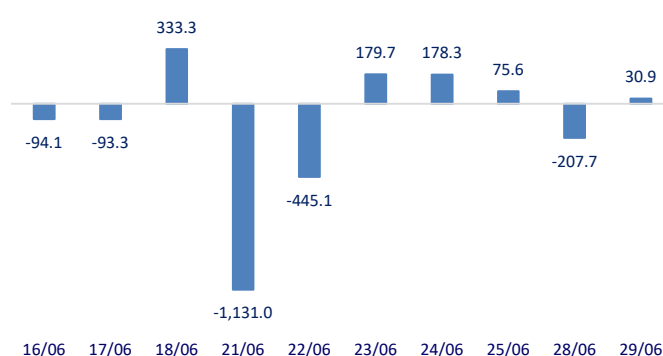
- GDP in the first 6 months of 2021 grew by 5.64%
- Vietnam has a trade deficit of 1.47 billion USD after 6 months
- More than 67,000 newly established businesses in the first 6 months of 2021
- Stockpiles at Chinese ports are lowest in 8 months, iron ore prices increase
- A series of US mask businesses went bankrupt
- EU discord in opinion on post-pandemic economic strategy

	Close	1D	5D	Buying vol.	Selling vol.	Content
VCB	114,000	1.24%	5.95%	2,809,900	2,919,600	- Recently, many banks have offered to sell a lot of debt with a starting price that has been drastically reduced compared to the total debt repayment obligation. Many debts have been offered for sale by Sacombank many times, the next time the price is lower than the previous one, some debts have been reduced by nearly 50% of the total debt repayment obligation but have not yet been liquidated.
BID	46,900	0.00%	4.22%	5,473,100	8,901,300	
CTG	53,900	-0.92%	3.85%	26,809,200	31,133,200	
TCB	53,500	-0.19%	5.11%	27,672,700	30,822,900	
VPB	66,900	-1.62%	1.36%	23,668,200	29,419,700	
MBB	43,450	0.81%	3.45%	33,699,700	33,637,100	
HDB	35,900	-0.28%	4.51%	8,263,700	7,771,200	
TPB	37,300	-0.93%	5.22%	6,853,200	10,557,300	
STB	31,000	2.65%	2.65%	57,708,200	66,297,100	
NVL	121,000	0.83%	6.61%	4,129,900	5,502,300	
TCH	21,900	-0.68%	-3.52%	7,780,600	8,964,700	
KDH	37,500	0.94%	0.54%	4,450,000	5,267,600	- Gas price today (June 29) increased by nearly 0.3% to \$3.59/mmbTU for natural gas contract for July 2021 delivery at 9:10 am (Vietnam time).
PDR	95,900	1.37%	8.48%	6,190,500	5,529,800	
GAS	93,000	-2.11%	1.09%	1,327,500	1,604,400	- VIC: Sell electric cars, lease batteries, target 15,000 cars in the US next year
POW	12,050	-0.82%	-3.98%	15,543,700	22,252,000	
PLX	56,200	-1.58%	-2.09%	7,987,300	4,349,700	- MSN: VinCommerce has an after-tax profit of VND 3,222 billion. Owner's equity recorded VND 2,688 billion. The ratio of liabilities to equity is 4.75 times.
VIC	118,000	1.11%	0.43%	3,234,100	3,609,900	
VHM	118,600	2.68%	6.37%	8,547,500	9,462,700	- VJC: Vietjet's Board of Directors submits to shareholders for approval of a private placement of shares with a maximum of 15% of charter capital in the period of 2021 - 2022. The airline also intends to issue a maximum of USD 300 million in international bonds. Vietjet plans to issue 10 million ESOP shares at 10,000 VND/share. The dividend rate in 2020 is expected to be 50% in shares.
VRE	31,700	-0.31%	0.63%	3,992,200	7,231,700	
VNM	91,000	2.02%	0.44%	7,349,400	8,901,400	- VJC: Vietjet's Board of Directors submits to shareholders for approval of a private placement of shares with a maximum of 15% of charter capital in the period of 2021 - 2022. The airline also intends to issue a maximum of USD 300 million in international bonds. Vietjet plans to issue 10 million ESOP shares at 10,000 VND/share. The dividend rate in 2020 is expected to be 50% in shares.
MSN	108,500	-0.37%	0.00%	1,679,500	2,284,900	
SBT	21,500	0.00%	-3.15%	4,272,600	5,610,500	- VJC: Vietjet's Board of Directors submits to shareholders for approval of a private placement of shares with a maximum of 15% of charter capital in the period of 2021 - 2022. The airline also intends to issue a maximum of USD 300 million in international bonds. Vietjet plans to issue 10 million ESOP shares at 10,000 VND/share. The dividend rate in 2020 is expected to be 50% in shares.
BVH	120,000	3.90%	4.35%	1,010,500	855,900	
VJC	120,000	3.90%	4.35%	1,010,500	855,900	- VJC: Vietjet's Board of Directors submits to shareholders for approval of a private placement of shares with a maximum of 15% of charter capital in the period of 2021 - 2022. The airline also intends to issue a maximum of USD 300 million in international bonds. Vietjet plans to issue 10 million ESOP shares at 10,000 VND/share. The dividend rate in 2020 is expected to be 50% in shares.
FPT	88,600	3.38%	3.75%	7,527,700	8,014,700	
MWG	147,000	1.03%	0.68%	1,127,600	931,200	- VJC: Vietjet's Board of Directors submits to shareholders for approval of a private placement of shares with a maximum of 15% of charter capital in the period of 2021 - 2022. The airline also intends to issue a maximum of USD 300 million in international bonds. Vietjet plans to issue 10 million ESOP shares at 10,000 VND/share. The dividend rate in 2020 is expected to be 50% in shares.
PNJ	98,600	0.51%	0.10%	513,800	584,000	
REE	57,700	0.70%	0.17%	1,268,900	1,358,600	- VJC: Vietjet's Board of Directors submits to shareholders for approval of a private placement of shares with a maximum of 15% of charter capital in the period of 2021 - 2022. The airline also intends to issue a maximum of USD 300 million in international bonds. Vietjet plans to issue 10 million ESOP shares at 10,000 VND/share. The dividend rate in 2020 is expected to be 50% in shares.
SSI	54,600	1.30%	10.30%	18,352,300	18,960,400	
HPG	51,800	-1.15%	0.19%	28,516,400	36,341,600	

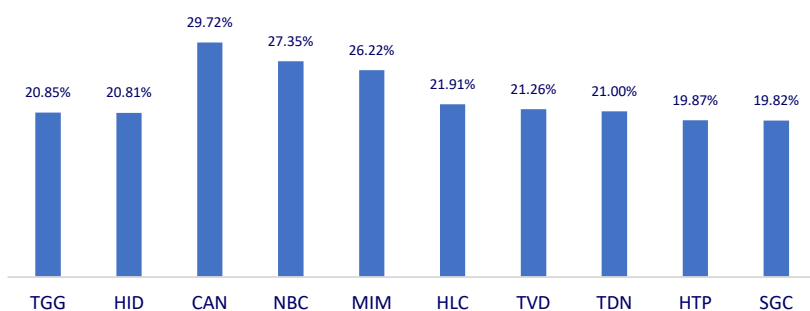
Top most traded tickers (Volume - in million)



Foreign net flow 10 nearest sessions (Billion VND)



Top increases in 3 consecutive sessions



Top decreases in 3 consecutive sessions

