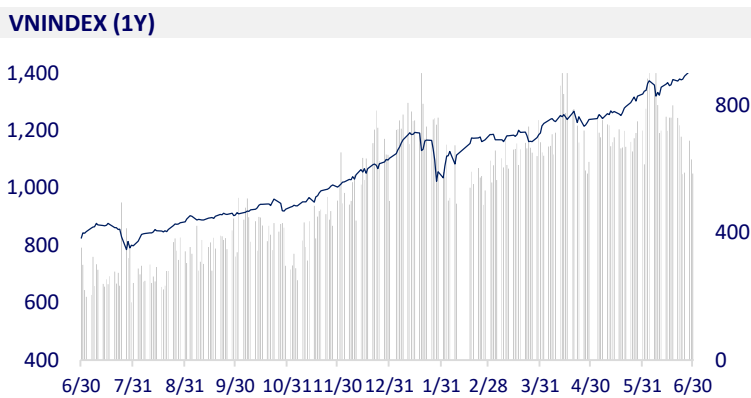
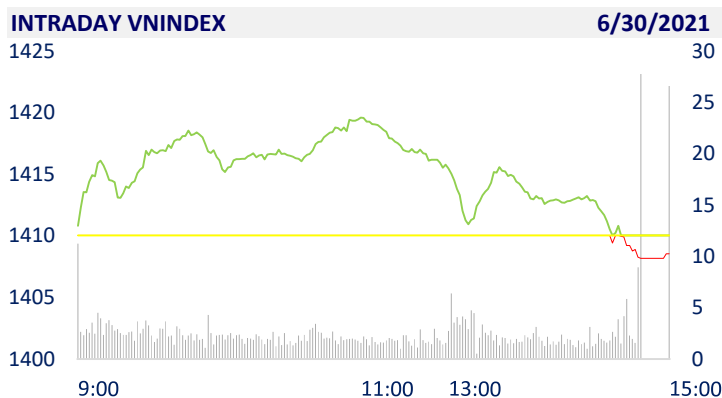
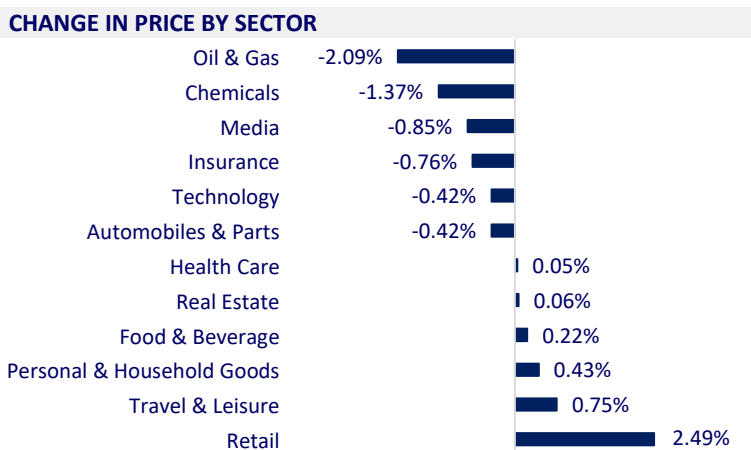


| VIETNAM STOCK MARKET    |           | 1D     | YTD    |
|-------------------------|-----------|--------|--------|
| VN-INDEX                | 1,408.55  | -0.11% | 28.11% |
| VN30                    | 1,529.00  | -0.06% | 44.46% |
| HNX                     | 323.32    | -0.15% | 64.04% |
| UPCOM                   | 90.25     | -0.06% | 22.24% |
| Net Foreign buy (B)     | 1,750.68  |        |        |
| Total trading value (B) | 24,451.70 | -3.71% | 42.55% |

- Foreign investors' trade was positive when they net bought more than 1,750 billion dong in the whole market. The buying force mainly focused on NVL with a value of VND1,507 billion (mostly through put-through transactions). If this transaction is removed, foreign investors still net buy more than 200 billion dong in the whole market.



| ETF & DERIVATIVES |        | 1D     | YTD    |
|-------------------|--------|--------|--------|
| E1VFN30           | 25,840 | 0.16%  | 37.45% |
| FUEMAV30          | 18,000 | -1.10% | 43.66% |
| FUESSV50          | 22,100 | 0.00%  | 39.87% |
| FUESSVFL          | 23,030 | 0.13%  | 68.72% |
| FUEVFN30          | 25,700 | -0.16% | 49.42% |
| FUEVN100          | 19,400 | 1.31%  | 39.07% |



|           |          |        |
|-----------|----------|--------|
| VN30F2112 | 1,522.00 | -0.03% |
| VN30F2109 | 1,520.20 | 0.00%  |
| VN30F2108 | 1,523.00 | -0.07% |
| VN30F2107 | 1,529.20 | -0.31% |

| GLOBAL MARKET         |           | 1D     | YTD    |
|-----------------------|-----------|--------|--------|
| Nikkei                | 28,791.53 | -0.14% | 4.91%  |
| Shanghai              | 3,591.20  | 0.50%  | 5.18%  |
| Kospi                 | 3,296.68  | 0.30%  | 14.73% |
| Hang Seng             | 28,812.12 | -0.92% | 6.13%  |
| STI (Singapore)       | 3,130.46  | 1.33%  | 9.10%  |
| SET (Thái Lan)        | 1,587.79  | -0.23% | 9.55%  |
| Crude oil (\$/barrel) | 73.81     | 0.42%  | 52.82% |
| Gold (\$/ounce)       | 1,758.05  | -0.28% | -7.65% |

- China announced June PMI, Asian stocks mixed. In Japan, the Nikkei 225 fell 0.14%. The Chinese market rose with Shanghai Composite up 0.5%, Shenzhen Component up 1.08%. Hong Kong's Hang Seng was in the opposite direction, down 0.92%. China's official manufacturing PMI in June was 50.9 points, lower than May's 51. The cause was partly due to the impact of Covid-19 on Guangdong province, leading to disruptions to operations port.

| VIETNAM ECONOMY      |        | 1D (bps) | YTD (bps) |
|----------------------|--------|----------|-----------|
| Vnibor               | 1.10%  | -9       | 97        |
| Deposit interest 12M | 5.60%  | 0        | -20       |
| 5 year-Gov. Bond     | 1.15%  | -12      | -7        |
| 10 year-Gov. Bond    | 2.12%  | 6        | 9         |
| USD/VND              | 23,108 | 0        | -0.30%    |
| EUR/VND              | 28,168 | 0        | -3.21%    |
| CNY/VND              | 3,633  | 0        | 1.68%     |

- The World Bank (WB) has just approved two Development Policy Programs (DPOs) with a total value of 321.5 million USD, thereby affirming its commitment to support Vietnam's recovery efforts. These two programs are designed to assist the Central Government and HCMC to strengthen urban governance and promote inclusive, digital transformation-based and sustainable recovery.

**EVENT CALENDER**

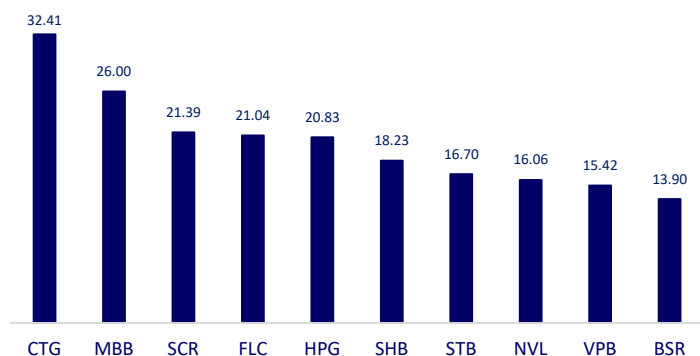
| Ticker | Ex-right Date | Last register Date | Exercise Date | Type  | Rate | Value |
|--------|---------------|--------------------|---------------|-------|------|-------|
| TCD    | 6/30/2021     | 7/1/2021           |               | Stock | 0.05 |       |
| TCD    | 6/30/2021     | 7/1/2021           | 7/22/2021     | Cash  |      | 600   |
| VID    | 6/30/2021     | 7/1/2021           |               | Stock | 0.15 | 950   |
| MSN    | 7/1/2021      | 7/2/2021           | 7/16/2021     | Cash  |      |       |
| VPG    | 7/1/2021      | 7/2/2021           |               | Stock | 0.1  |       |
| PBP    | 7/2/2021      | 7/5/2021           | 7/29/2021     | Cash  |      | 800   |
| HTI    | 7/2/2021      | 7/5/2021           | 7/30/2021     | Cash  |      | 1,000 |
| VSA    | 7/2/2021      | 7/5/2021           | 7/15/2021     | Cash  |      | 1,500 |

## SELECTED NEWS

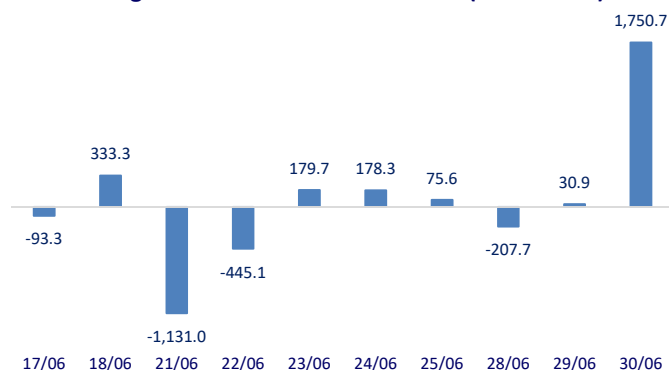
- Expected package of VND 26,000 billion to support difficult workers and businesses
- World Bank approves two projects with more than 320 million USD to help Vietnam recover from the pandemic
- EVN signed a loan of 74.7 million euros for the project of Ialy Hydropower Plant expansion
- US replaced Australia to export millions of tons of coal to China
- Malaysia injects \$36 billion to "rescue" the struggling economy because of Covid-19
- World Bank raises China's 2021 growth forecast to 8.5%

|     | Close   | 1D     | 5D     | Buying vol. | Selling vol. | Content  |
|-----|---------|--------|--------|-------------|--------------|--|
| VCB | 116,400 | 2.19%  | 6.11%  | 3,684,300   | 4,448,200    | - CTG: VietinBank's profit in the second quarter of 2021 reached about VND 5,000b, up 10% QoQ. Banking business results changed positively with good cost control, credit quality, etc. in the context of continuing to support fee and interest exemptions and reductions for customers facing difficulties due to Covid-19.<br>- TCB: Mr. Phan Thanh Son, Deputy General Director, registered to sell 150,000 shares out of a total of 2,231,873 shares owned. |
| BID | 47,250  | 0.75%  | 4.07%  | 5,659,900   | 7,750,700    |  |
| CTG | 52,700  | -2.23% | 0.00%  | 46,837,400  | 48,615,400   |  |
| TCB | 52,700  | -1.31% | 3.13%  | 17,775,800  | 23,501,300   |  |
| VPB | 67,700  | 0.59%  | -1.88% | 22,777,100  | 21,515,100   |  |
| MBB | 43,350  | 0.00%  | 3.46%  | 37,893,200  | 52,053,800   |  |
| HDB | 35,500  | -1.11% | 3.65%  | 5,270,300   | 6,598,200    |  |
| TPB | 36,750  | -1.34% | 2.80%  | 4,670,600   | 5,850,600    |  |
| STB | 30,600  | -1.13% | 2.86%  | 28,491,000  | 40,889,300   |  |
| NVL | 121,000 | 0.17%  | 8.04%  | 3,804,700   | 4,518,400    |  |
| TCH | 21,850  | -0.68% | -1.13% | 5,044,500   | 6,787,700    |  |
| KDH | 37,550  | 0.54%  | 1.90%  | 3,597,700   | 4,275,100    |  |
| PDR | 93,400  | -2.71% | 8.48%  | 4,455,500   | 5,112,700    |  |
| GAS | 93,000  | 0.00%  | 2.17%  | 1,432,100   | 1,503,500    |  |
| POW | 12,050  | -0.41% | -2.03% | 17,017,800  | 22,402,500   |  |
| PLX | 54,800  | -1.97% | -3.01% | 8,159,600   | 4,180,400    |  |
| VIC | 119,000 | 0.85%  | 1.80%  | 4,164,300   | 5,548,900    |  |
| VHM | 118,000 | -0.42% | 6.02%  | 7,695,900   | 10,542,100   |  |
| VRE | 31,750  | 0.32%  | 0.79%  | 9,305,200   | 14,459,000   |  |
| VNM | 90,400  | -0.66% | 0.44%  | 3,388,800   | 4,833,300    |  |
| MSN | 111,400 | 2.67%  | 4.31%  | 3,663,700   | 4,031,100    |  |
| SBT | 21,000  | -0.24% | -2.78% | 3,302,400   | 4,422,800    |  |
| BVH | 121,500 | 1.42%  | 5.56%  | 756,800     | 852,200      |  |
| VJC | 121,500 | 1.42%  | 5.56%  | 756,800     | 852,200      |  |
| FPT | 88,000  | -0.68% | 3.65%  | 2,692,700   | 3,645,300    |  |
| MWG | 152,000 | 3.12%  | 5.56%  | 1,898,400   | 1,927,500    |  |
| PNJ | 100,100 | 1.83%  | 1.32%  | 913,900     | 1,004,200    |  |
| REE | 57,700  | 0.00%  | 1.41%  | 728,000     | 1,182,500    |  |
| SSI | 55,000  | 0.73%  | 10.22% | 21,464,900  | 20,871,700   |  |
| HPG | 51,500  | -0.58% | 0.19%  | 28,062,000  | 36,455,800   |  |

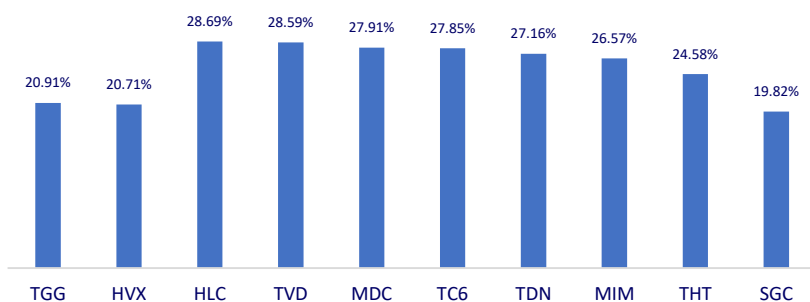
Top most traded tickers (Volume - in million)



Foreign net flow 10 nearest sessions (Billion VND)



Top increases in 3 consecutive sessions



Top decreases in 3 consecutive sessions

