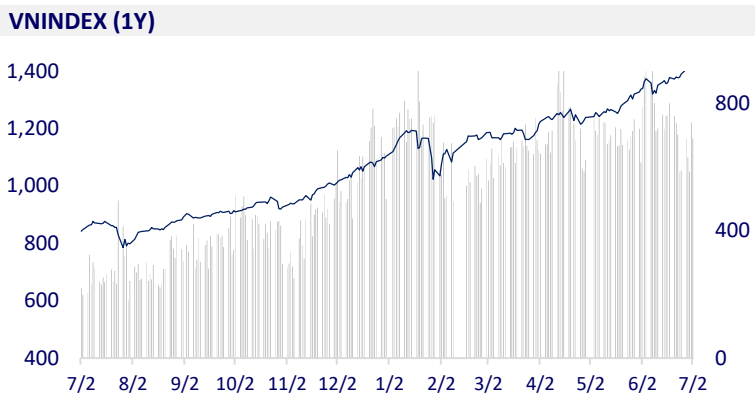
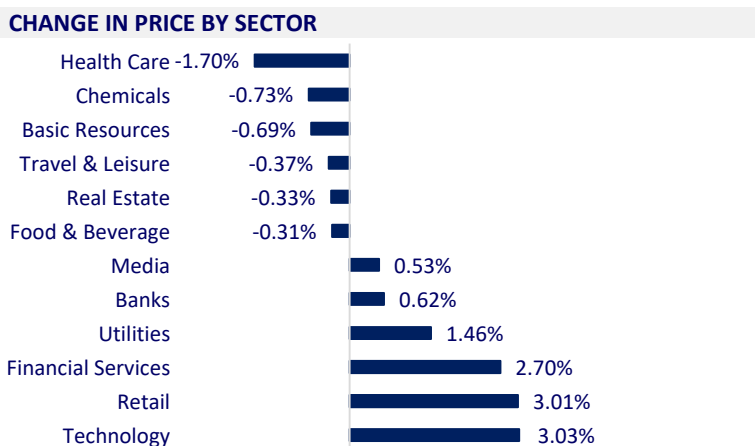


VIETNAM STOCK MARKET		1D	YTD
VN-INDEX	1,420.27	0.23%	29.18%
VN30	1,554.59	0.61%	46.88%
HNX	328.01	0.70%	66.42%
UPCOM	90.64	0.22%	22.77%
Net Foreign buy (B)	1,904.28		
Total trading value (B)	31,010.94	-0.55%	80.79%

- Foreign investors continued to be quite strong net buyers with a value of 1,904 billion dong in the whole market. In which, NVL alone was net bought 1,857 billion dong and the transaction was mainly done through put-through method. If we exclude NVL, foreign investors are still a slight net buyer today.



ETF & DERIVATIVES		1D	YTD
E1VFN30	26,200	1.20%	39.36%
FUEMAV30	18,350	1.21%	46.45%
FUESSV50	22,100	0.00%	39.87%
FUESSVFL	23,400	1.34%	71.43%
FUEVFN30	26,100	1.36%	51.74%
FUEVN100	19,410	0.67%	39.14%
VN30F2112	1,543.00	0.35%	
VN30F2109	1,544.10	0.25%	
VN30F2108	1,549.90	0.38%	
VN30F2107	1,556.10	0.46%	



GLOBAL MARKET		1D	YTD
Nikkei	28,783.28	-0.07%	4.88%
Shanghai	3,518.76	-1.95%	3.05%
Kospi	3,281.78	-0.01%	14.21%
Hang Seng	28,252.12	-0.91%	4.07%
STI (Singapore)	3,128.95	0.15%	9.05%
SET (Thái Lan)	1,578.49	-0.96%	8.91%
Crude oil (\$/barrel)	75.19	-0.16%	55.67%
Gold (\$/ounce)	1,784.35	0.24%	-6.27%

- Asian stocks mostly fell, while China's market fell the most in the region. In Japan, the Nikkei 225 gained 0.07%. The Chinese market fell the most in the region with Shanghai Composite losing 1.95%, Shenzhen Component down 2.448%. Hong Kong's Hang Seng fell 0.91%. South Korea's Kospi index fell 0.01%.

VIETNAM ECONOMY		1D (bps)	YTD (bps)
Vnibor	1.09%	-4	96
Deposit interest 12M	5.60%	0	-20
5 year-Gov. Bond	1.27%	2	5
10 year-Gov. Bond	2.05%	4	2
USD/VND	23,100	0	-0.34%
EUR/VND	28,008	0	-3.76%
CNY/VND	3,619	0	1.29%

- The recovery of demand in the two major markets of the US and EU and exports to potential markets increased sharply, bringing seafood export turnover in the first half of 2021 to over \$4.1b. With the current growth momentum, seafood exports in 2021 can reach the target of 9 billion USD.

EVENT CALENDER

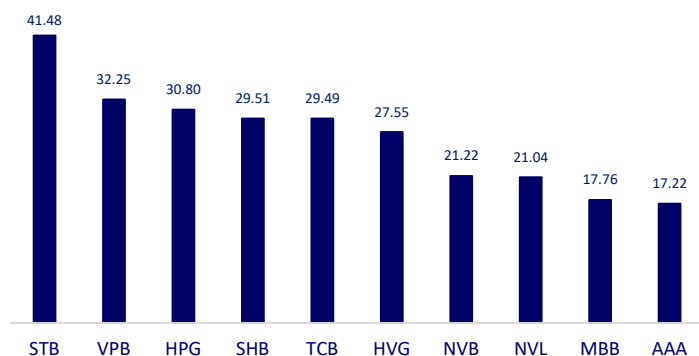
Ticker	Ex-right Date	Last register Date	Exercise Date	Type	Rate	Value
PBP	7/2/2021	7/5/2021	7/29/2021	Cash		800
HTI	7/2/2021	7/5/2021	7/30/2021	Cash		1,000
VSA	7/2/2021	7/5/2021	7/15/2021	Cash		
VCG	7/5/2021	7/6/2021		Stock	0.09	1,000
CAV	7/5/2021	7/6/2021	7/23/2021	Cash		1,000
DPM	7/5/2021	7/6/2021	7/30/2021	Cash		700
KSB	7/6/2021	7/7/2021		Stock	0.1	
CTG	7/7/2021	7/8/2021		Stock	0.29	

SELECTED NEWS

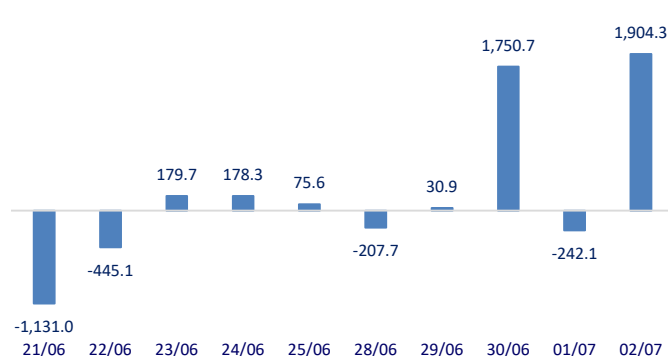
- Seafood exports in 2021 can reach 9 billion USD
- More than 560 billion VND invested in upgrading and expanding Quy Nhon port
- Da Nang calls for investment in 22 clean land areas with an area of 34 hectares
- The US budget forecasts a deficit of more than \$3 trillion in fiscal 2021
- Inflation nears 9-year high, Korea faces pressure to raise interest rates soon
- Steel output and price in China tend to decrease in July

	Close	1D	5D	Buying vol.	Selling vol.	Content
VCB	114,900	-1.29%	2.04%	2,072,000	2,867,700	- Vietcombank, Agribank, VietinBank and BIDV won the bid of VND 5,600 billion to deposit the vaccine fund, each winning bank was entitled to VND 1,400 billion; with interest rates from 3% to 3.3%.
BID	47,050	-0.53%	3.29%	6,018,800	7,121,900	
CTG	52,700	0.57%	-2.04%	29,749,900	26,941,700	
TCB	54,300	1.88%	5.23%	45,930,300	50,175,300	
VPB	72,100	2.41%	5.72%	47,616,300	44,175,200	
MBB	43,450	0.00%	3.21%	27,166,200	33,670,900	
HDB	37,200	2.06%	5.38%	8,212,700	9,671,400	
TPB	37,750	1.48%	5.15%	7,703,600	9,795,200	
STB	31,500	1.61%	6.78%	67,130,500	74,691,200	
NVL	119,000	-0.83%	-0.08%	6,322,500	9,248,000	
TCH	21,850	-0.23%	-0.91%	6,428,600	7,692,100	- Gas prices today, natural gas prices in the morning session increased slightly again after the previous drop thanks to the recovery of demand in the market.
KDH	37,600	-0.27%	1.35%	3,128,900	3,426,300	
PDR	95,900	0.00%	0.95%	6,913,900	7,615,000	- VIC: Vinpearl transferred more than 57.6 million VIC shares to Deutsche Bank and Credit Suisse to exercise the right to swap shares with international bonds issued in 2018.
GAS	96,600	2.55%	1.68%	2,533,300	2,675,100	- SBT: Announcement of the BOD Resolution on converting convertible bonds into shares of the company.
POW	12,000	-0.83%	-1.23%	13,242,900	22,999,200	- VIC: In the first quarter, Vietjet recorded financial revenue of nearly VND 1,395 billion. This is the income that comes from investing in safe papers, high profit margins and investing in developing projects.
PLX	55,400	-0.18%	-1.95%	9,436,500	2,923,700	
VIC	117,500	-0.93%	0.00%	2,625,400	3,071,700	
VHM	118,000	0.68%	5.26%	5,652,400	6,719,400	
VRE	31,700	-0.31%	0.32%	4,256,400	5,995,400	
VNM	90,100	-0.88%	0.45%	4,126,400	5,879,900	
MSN	113,900	0.35%	7.97%	1,667,300	2,538,400	
SBT	21,000	-1.64%	0.48%	4,263,700	5,838,100	
BVH	120,600	-0.08%	4.06%	608,900	979,800	
VJC	120,600	-0.08%	4.06%	608,900	979,800	
FPT	91,900	3.37%	7.86%	6,333,500	5,848,600	
MWG	156,800	3.77%	9.12%	1,650,800	1,438,300	
PNJ	99,500	-0.70%	2.16%	704,600	693,900	
REE	56,700	-1.56%	0.35%	1,019,500	1,555,800	
SSI	57,900	0.70%	7.82%	21,276,900	23,671,600	
HPG	52,300	-0.95%	3.16%	41,110,600	54,857,800	

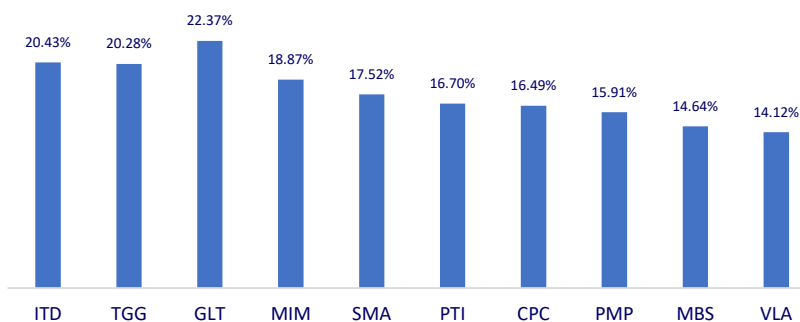
Top most traded tickers (Volume - in million)



Foreign net flow 10 nearest sessions (Billion VND)



Top increases in 3 consecutive sessions



Top decreases in 3 consecutive sessions

