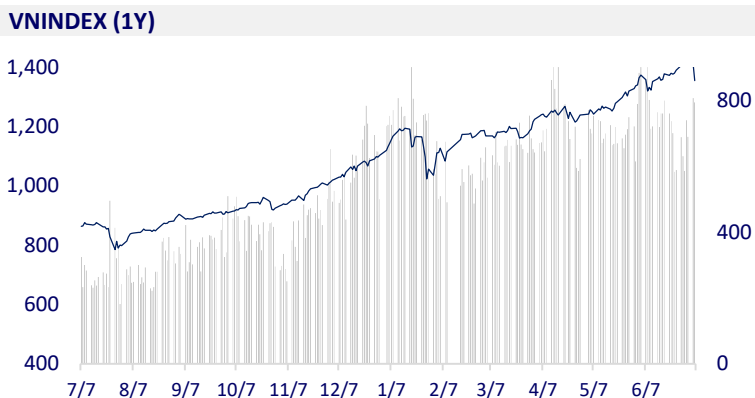
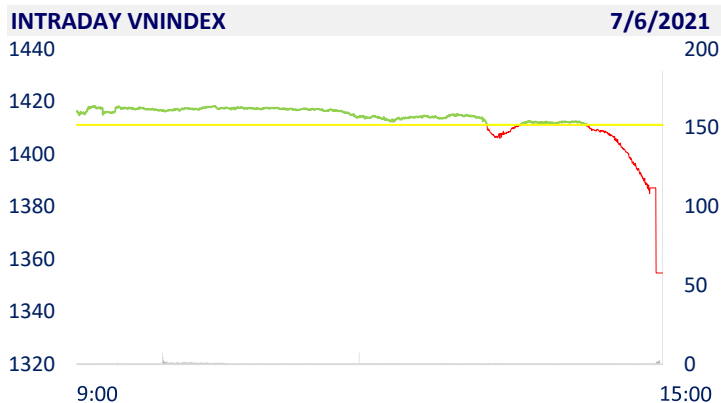
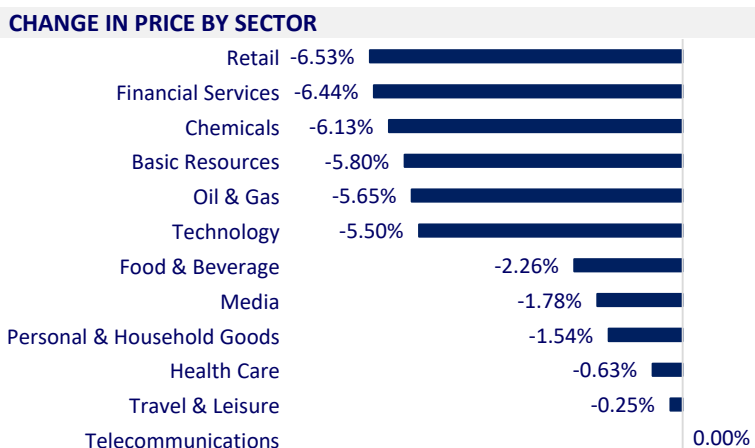


VIETNAM STOCK MARKET		1D	YTD
VN-INDEX	1,354.79	-3.99%	23.22%
VN30	1,488.42	-4.43%	40.63%
HNX	318.51	-2.82%	61.60%
UPCOM	89.07	-1.55%	20.64%
Net Foreign buy (B)	32.71		
Total trading value (B)	34,494.67	4.89%	101.10%

- The market "evaporated" more than 56 points, foreign investors returned to be net buyers in the session 6/7. Foreign investors had a slight net buying session of nearly 33 billion dong. In which, VHM was the stock that was bought the most with a value of 86.4 billion dong, followed by VCB (76 billion dong), MBB (61.7 billion dong)...



ETF & DERIVATIVES		1D	YTD
E1VFN30	25,600	-1.54%	36.17%
FUEMAV30	19,570	6.94%	56.19%
FUESSV50	22,500	1.12%	42.41%
FUESSVFL	23,000	-2.54%	68.50%
FUEVFVND	26,100	-1.44%	51.74%
FUEVN100	19,200	-1.49%	37.63%



VN30F2112	1,500.00	-2.79%	
VN30F2109	1,511.10	-2.14%	
VN30F2108	1,506.00	-2.83%	
VN30F2107	1,501.00	-3.54%	

GLOBAL MARKET		1D	YTD
Nikkei	28,643.21	-0.01%	4.37%
Shanghai	3,530.26	0.33%	3.39%
Kospi	3,305.21	0.71%	15.03%
Hang Seng	28,074.00	-0.63%	3.41%
STI (Singapore)	3,190.59	1.97%	11.20%
SET (Thái Lan)	1,591.43	0.82%	9.80%
Crude oil (\$/barrel)	76.44	1.99%	58.26%
Gold (\$/ounce)	1,808.65	1.03%	-4.99%

- Asian stocks mixed, investors waited for interest rate decision in Australia. In Japan, the Nikkei 225 fell 0.01%. The Chinese market rose with the Shanghai Composite up 0.33%. Hong Kong's Hang Seng fell 0.63%. South Korea's Kospi index rose 0.71%.

VIETNAM ECONOMY		1D (bps)	YTD (bps)
Vnibor	1.00%	-9	87
Deposit interest 12M	5.60%	0	-20
5 year-Gov. Bond	1.25%	-2	3
10 year-Gov. Bond	2.02%	-3	-1
USD/VND	23,110	0	-0.29%
EUR/VND	28,057	0	-3.59%
CNY/VND	3,629	0	1.57%

- In the first 6 months of the year, exports of agricultural, forestry and fishery products still increased strongly, reaching 24.23 billion USD (up 28.2% over the same period in 2020). Facing this positive result, the Ministry of Agriculture and Rural Development said it would raise the target of agricultural exports this year to 45 billion USD, higher than the target of 3 billion USD assigned by the Government at the beginning of the year.

**EVENT CALENDER**

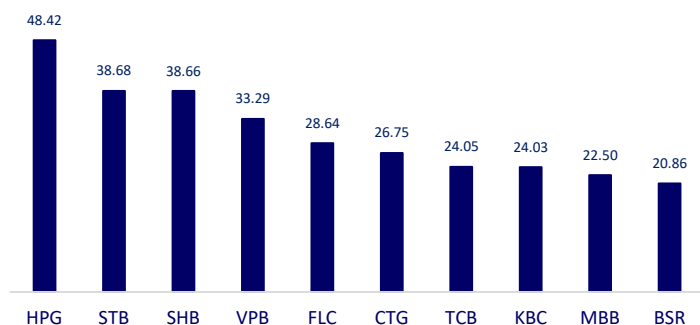
Ticker	Ex-right Date	Last register Date	Exercise Date	Type	Rate	Value
KSB	7/6/2021	7/7/2021		Stock	0.1	
CTG	7/7/2021	7/8/2021		Stock	0.29	
DCM	7/7/2021	7/8/2021	7/27/2021	Cash		800
CPC	7/8/2021	7/9/2021	7/30/2021	Cash		
AAV	7/8/2021	7/9/2021		Stock	0.15	
MCF	7/8/2021	7/9/2021	7/21/2021	Cash		700
VDS	7/8/2021	7/9/2021		Stock	0.05	
TIG	7/8/2021	7/9/2021		Stock	0.1	

## SELECTED NEWS

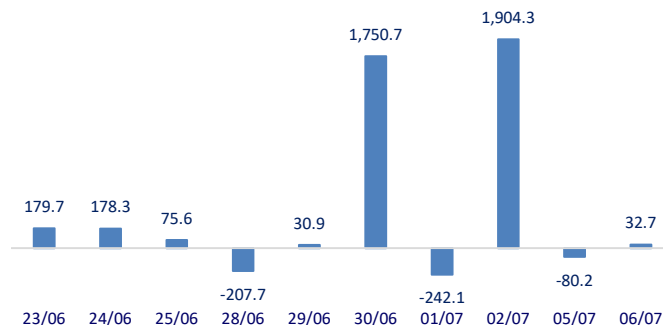
- Banks continue to benefit from low capital costs
- Export businesses are struggling due to rising shipping rates
- Despite the epidemic, agricultural exports increased sharply towards the target of 45 billion USD
- The parties agree on the agreement to release Ever Given
- US President: The Covid-19 pandemic has not been completely defeated
- Going against the trend in Asia, Korea is 'confident' to reopen

	Close	1D	5D	Buying vol.	Selling vol.	Content
VCB	112,000	-1.41%	-1.75%	2,379,200	2,584,700	- TPB: In 6 months, TPBank's total assets reached more than 242,000 billion dong, nearly reaching the target of 250,000 billion dong for the whole year. It is forecasted that at the end of the year total assets will increase far beyond the plan. Another important target that is close to the end of the year is total mobilization. As of June 30, the bank mobilized more than VND 217,000 billion, up 17.5% compared to the end of 2020 and equivalent to 98.3% of the year plan.
BID	44,000	-5.68%	-6.18%	10,027,800	12,508,900	
CTG	48,500	-6.91%	-10.02%	35,738,800	55,741,800	
TCB	54,000	-6.90%	0.93%	35,824,400	41,025,100	
VPB	71,000	-2.34%	6.13%	48,715,500	50,540,000	
MBB	40,100	-6.96%	-7.71%	29,714,800	39,559,500	
HDB	35,000	-6.42%	-2.51%	8,860,500	11,547,300	
TPB	36,550	-7.00%	-2.01%	11,042,800	27,181,600	
STB	30,350	-6.90%	-2.10%	52,649,000	92,372,600	
NVL	117,000	1.74%	-3.31%	4,429,200	4,670,500	
TCH	20,600	-3.29%	-5.94%	18,386,000	15,509,000	- GAS: is the leading LPG producer, importer and trader in Vietnam, accounting for over 65% of the wholesale market in 2020, up from 60% in 2019.
KDH	36,100	-1.90%	-3.73%	4,070,100	4,348,200	
PDR	94,400	-0.63%	-1.56%	5,015,500	5,070,700	- VHM: leading in the list of stocks that were net bought by foreign investors in today's session with a value of 86.4 billion dong.
GAS	85,800	-6.74%	-7.74%	1,873,900	2,268,100	- SBT: Approved the plan to convert 172 bonds with par value of 1 billion VND (SBT42004) into shares at the conversion price of 14,342 VND/share
POW	11,450	-2.14%	-4.98%	19,265,000	22,170,600	
PLX	51,700	-5.14%	-8.01%	5,951,800	3,733,900	- MWG: has just announced that it will pay dividends in 2020 to shareholders in cash and shares at the rate of 60%. In which, MWG will pay cash dividend at the rate of 10% (VND1,000/share) and shares at the rate of 50%.
VIC	112,000	-2.61%	-5.08%	3,694,900	4,567,200	
VHM	110,300	-6.92%	-7.00%	5,308,000	7,350,300	
VRE	29,500	0.00%	-6.94%	10,737,800	9,229,400	
VNM	87,000	-2.47%	-4.40%	6,249,100	8,247,800	
MSN	109,000	-2.33%	1.32%	4,287,100	3,331,700	
SBT	19,200	-6.34%	-10.70%	5,810,900	6,634,100	
BVH	119,300	0.85%	-0.58%	740,200	987,200	
VJC	119,300	0.85%	-0.58%	740,200	987,200	
FPT	87,000	-6.15%	-1.81%	3,331,800	5,360,700	
MWG	155,000	-6.91%	5.44%	1,282,000	1,565,500	
PNJ	99,600	0.30%	1.01%	1,854,900	1,903,900	
REE	52,500	-4.20%	-9.01%	1,505,500	1,489,400	
SSI	52,600	-6.90%	-3.66%	22,652,400	27,245,200	
HPG	48,000	-6.25%	-7.34%	63,847,100	71,538,100	

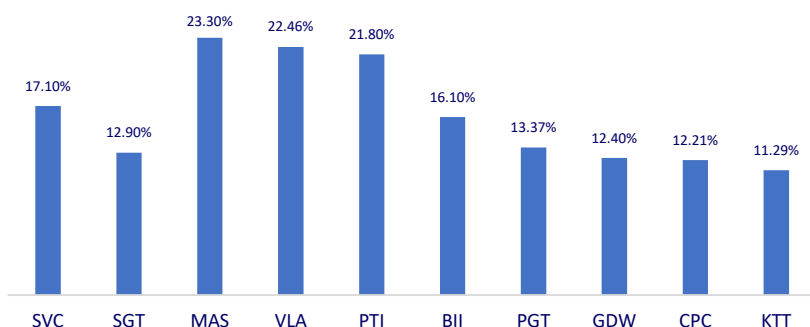
Top most traded tickers (Volume - in million)



Foreign net flow 10 nearest sessions (Billion VND)



Top increases in 3 consecutive sessions



Top decreases in 3 consecutive sessions

