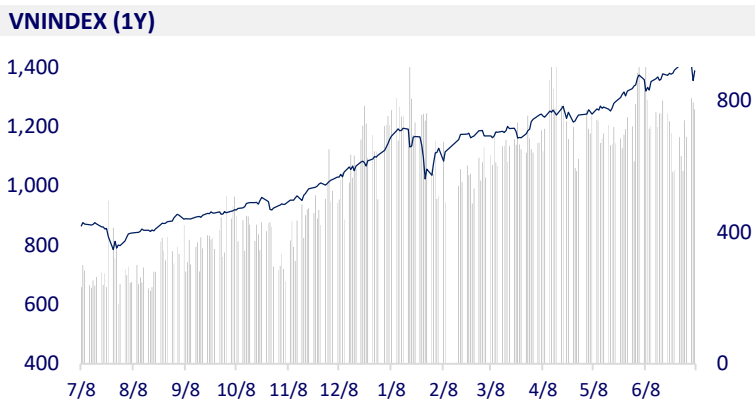
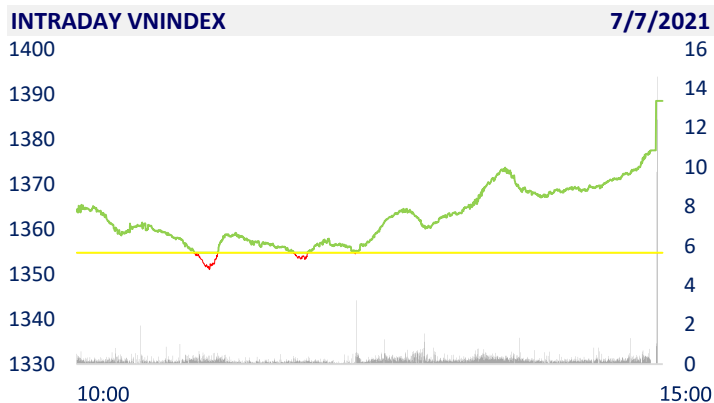
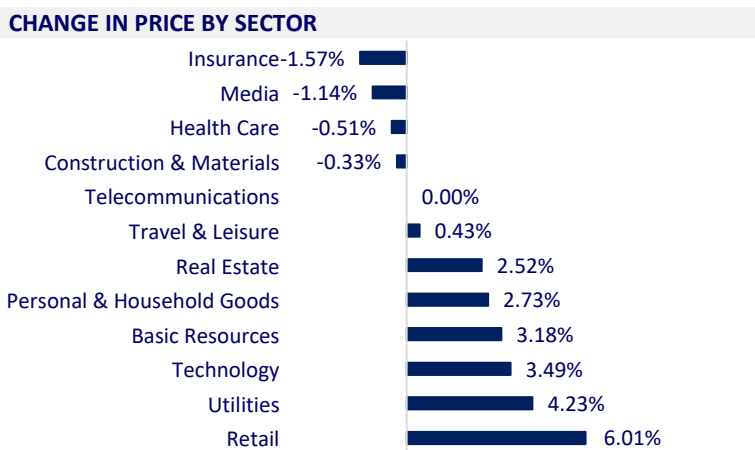


VIETNAM STOCK MARKET		1D	YTD
VN-INDEX	1,388.55	2.49%	26.29%
VN30	1,538.77	3.38%	45.39%
HNX	319.83	0.41%	62.27%
UPCOM	89.14	0.08%	20.74%
Net Foreign buy (B)	2,047.58		
Total trading value (B)	31,387.96	-8.56%	82.99%

- The market rebounded, foreign investors net bought more than 2,000b dong in 7/7 session. On HoSE, they net bought nearly 2,100b dong (45 times higher than the previous session), corresponding to a net buying volume of 48.2m shares. Notably, in terms of order-matching transactions, they record net purchase of 2,156b dong.



ETF & DERIVATIVES		1D	YTD
E1VFN30	26,000	1.56%	38.30%
FUEMAV30	18,210	-6.95%	45.33%
FUESSV50	21,800	-3.11%	37.97%
FUESSVFL	22,990	-0.04%	68.42%
FUEVFN30	26,200	0.38%	52.33%
FUEVN100	19,090	-0.57%	36.85%



VN30F2112	1,504.40	0.29%
VN30F2109	1,531.00	1.32%
VN30F2108	1,532.90	1.79%
VN30F2107	1,535.00	2.27%

GLOBAL MARKET		1D	YTD
Nikkei	28,366.95	-0.05%	3.36%
Shanghai	3,553.72	0.66%	4.08%
Kospi	3,285.34	-0.60%	14.33%
Hang Seng	27,881.87	0.42%	2.71%
STI (Singapore)	3,141.60	-1.54%	9.49%
SET (Thái Lan)	1,576.60	-0.93%	8.78%
Crude oil (\$/barrel)	74.66	1.80%	54.58%
Gold (\$/ounce)	1,808.85	0.37%	-4.98%

- Asian stocks mixed, Singapore market dropped the most in the region. In Japan, Nikkei 225 fell 0.05%. The Chinese market rose with the Shanghai Composite up 0.66% and the Shenzhen Component up 1.857%. Hong Kong's Hang Seng rose 0.42%. South Korea's Kospi index fell 0.6 percent.

VIETNAM ECONOMY		1D (bps)	YTD (bps)
Vnibor	0.95%	-5	82
Deposit interest 12M	5.60%	0	-20
5 year-Gov. Bond	1.29%	4	7
10 year-Gov. Bond	2.10%	8	7
USD/VND	23,117	0	-0.26%
EUR/VND	28,019	0	-3.72%
CNY/VND	3,631	0	1.62%

- Every day, nearly 6,200 workers lose their jobs. Among them, 8.5 million people lost their income, 4.3 million people had their working hours cut or forced to take time off work. 12.8 million people aged 15 and over were severely affected by the Covid-19 epidemic in the second quarter.

**EVENT CALENDER**

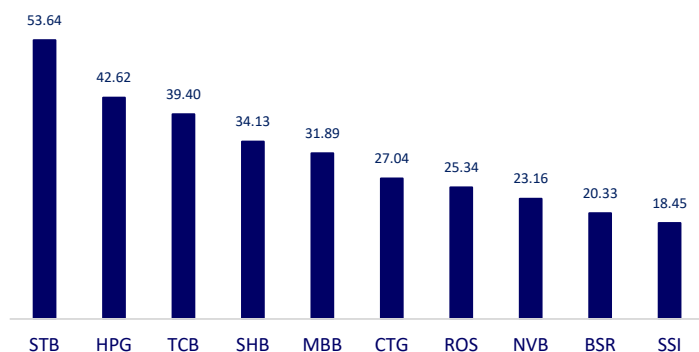
Ticker	Ex-right Date	Last register Date	Exercise Date	Type	Rate	Value
CTG	7/7/2021	7/8/2021		Stock	0.29	
DCM	7/7/2021	7/8/2021	7/27/2021	Cash		800
CPC	7/8/2021	7/9/2021	7/30/2021	Cash		
AAV	7/8/2021	7/9/2021		Stock	0.15	700
MCF	7/8/2021	7/9/2021	7/21/2021	Cash		700
VDS	7/8/2021	7/9/2021		Stock	0.05	
TIG	7/8/2021	7/9/2021		Stock	0.1	
HVT	7/8/2021	7/9/2021	7/28/2021	Cash		500

## SELECTED NEWS

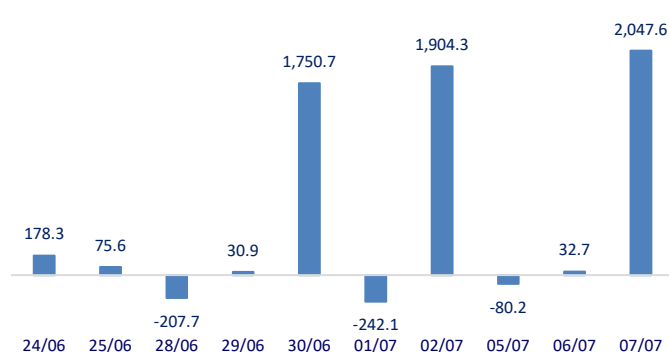
- Every day, nearly 6,200 workers lose their jobs
- ADB provides 4.6 million USD to develop the private sector in Vietnam
- HSBC lowers its forecast for Vietnam's economic growth in 2021 to 6.1%
- China strengthens supervision of companies listed abroad after Didi's IPO deal
- 'Vaccine passport' in the EU officially comes into effect
- Being sold off sharply, the capitalization of Chinese technology companies "evaporated" more than 800 billion USD

	Close	1D	5D	Buying vol.	Selling vol.	Content
VCB	113,400	1.25%	-2.58%	4,373,300	3,432,500	- HDB: has just been approved by the State Bank (SBV) to pay a 25% stock dividend, thereby increasing its charter capital to more than VND 20,073 billion.
BID	45,500	3.41%	-3.70%	7,760,300	5,979,700	
CTG	39,050	3.92%	-4.36%	46,430,300	42,486,800	
TCB	56,600	4.81%	7.40%	73,869,900	56,733,100	
VPB	70,700	-0.42%	4.43%	27,968,500	26,633,100	
MBB	42,100	4.99%	-2.88%	55,968,300	48,427,000	
HDB	36,500	4.29%	2.82%	10,495,200	9,605,400	
TPB	37,500	2.60%	2.04%	9,650,200	9,568,100	
STB	31,050	2.31%	1.47%	64,803,000	63,965,000	
NVL	118,000	0.85%	-2.48%	4,886,000	6,399,400	- NVL: Novaland consulted shareholders to issue more than 884 million bonus shares and pay corresponding dividends, issue a maximum of 29% bonus shares for the second phase and pay a dividend of 31% in shares.
TCH	21,900	6.31%	0.23%	20,727,100	13,047,300	
KDH	36,700	1.66%	-2.26%	6,969,400	5,516,500	
PDR	96,200	1.91%	3.00%	5,842,700	5,191,600	
GAS	91,500	6.64%	-1.61%	2,832,400	1,964,100	- GAS: total revenue in 6 months is estimated at 37,487b VND, exceeding 6% of the 6-month plan and increasing by 12% compared to the same period in 2020.
POW	11,400	-0.44%	-5.39%	20,576,900	18,481,400	
PLX	53,200	2.90%	-2.92%	4,761,000	3,683,900	
VIC	114,000	1.79%	-4.20%	3,572,400	3,873,100	- VHM: Vinhomes is transferring 2 land lots of 7 hectares under the Vinhomes Grand Park project in District 9 to Masterise Home.
VHM	117,000	6.07%	-0.85%	12,624,100	10,909,200	
VRE	30,900	4.75%	-2.68%	8,353,600	7,821,500	
VNM	89,800	3.22%	-0.66%	6,276,300	7,338,900	- VNM and MSN were both strongly bought by foreign investors in today's session with a value of over 100 billion dong.
MSN	116,000	6.42%	5.02%	3,880,200	3,342,400	
SBT	19,400	1.04%	-7.62%	7,025,500	6,475,500	
BVH	121,800	2.10%	0.25%	1,042,500	1,128,200	- HPG: information sales volume of steel products reached 569,000 tons, down 18% from the previous month. This is the third consecutive month that Hoa Phat's output has decreased. In which, hot rolled coil and construction steel of the Group reached 230,000 tons. Steel pipes reach more than 41,000 tons, the rest is galvanized steel and billet.
VJC	121,800	2.10%	0.25%	1,042,500	1,128,200	
FPT	90,500	4.02%	2.84%	9,221,200	8,153,600	
MWG	165,800	6.97%	9.08%	3,406,500	1,869,400	
PNJ	106,500	6.93%	6.39%	2,694,500	2,123,200	
REE	53,900	2.67%	-6.59%	1,164,800	1,030,900	
SSI	54,500	3.61%	-0.91%	35,144,900	29,541,100	
HPG	49,900	3.96%	-3.11%	69,716,400	65,846,500	

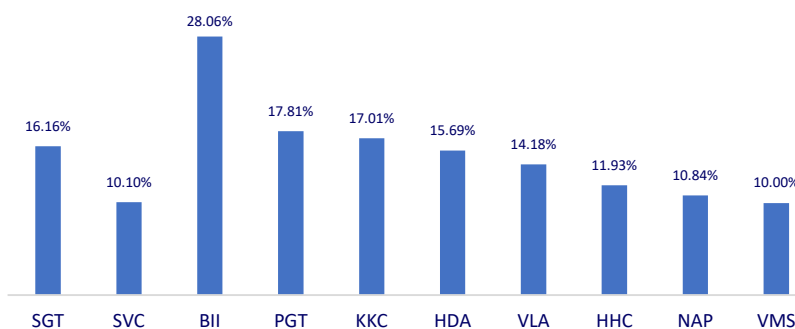
Top most traded tickers (Volume - in million)



Foreign net flow 10 nearest sessions (Billion VND)



Top increases in 3 consecutive sessions



Top decreases in 3 consecutive sessions

