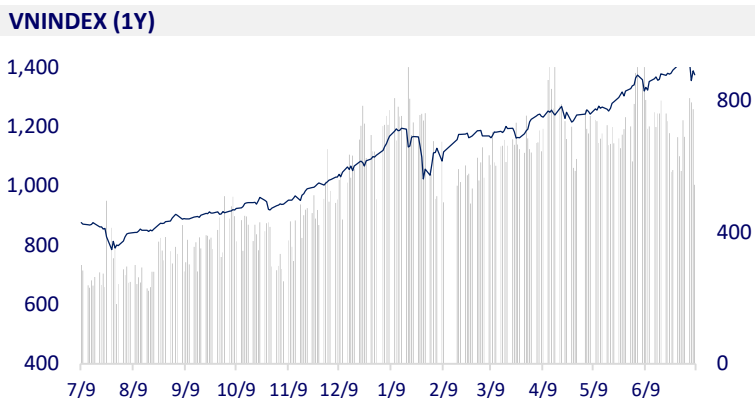
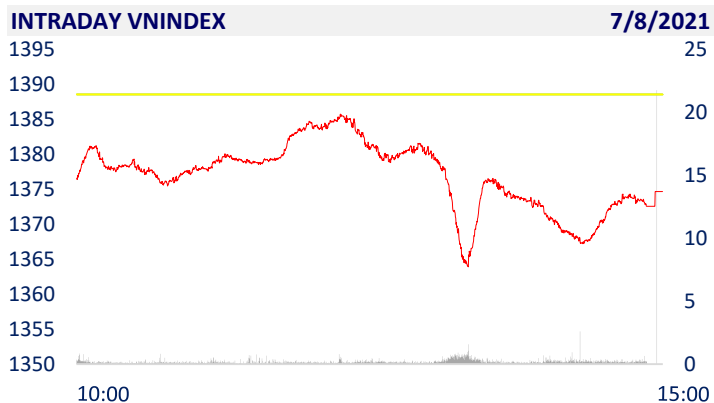
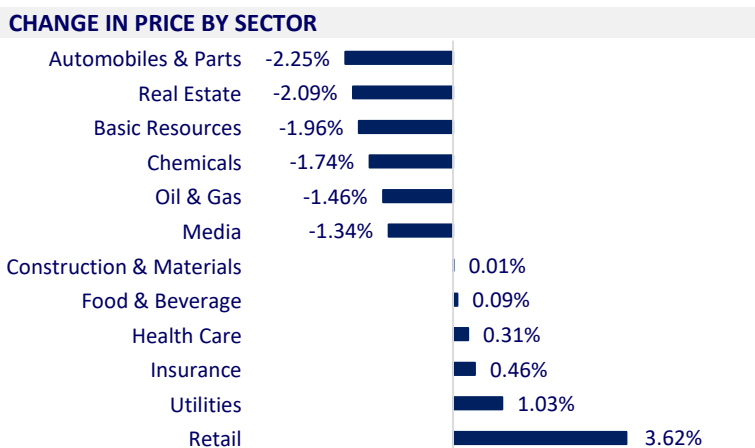


VIETNAM STOCK MARKET		1D	YTD
VN-INDEX	1,374.68	-1.00%	25.03%
VN30	1,521.21	-1.14%	43.73%
HNX	315.98	-1.20%	60.31%
UPCOM	88.49	-0.73%	19.86%
Net Foreign buy (B)	-254.77		
Total trading value (B)	24,148.81	-23.06%	40.78%

- Foreign investors turned negative again when they bought 42.8 million shares worth 2,086 billion dong, while selling 44 million shares worth 2,339 billion dong. Total net trading volume was at 1.2 million shares, equivalent to a net selling value of VND254 billion.



ETF & DERIVATIVES		1D	YTD
E1VFN30	25,300	-2.69%	34.57%
FUEMAV30	18,300	0.49%	46.05%
FUESSV50	21,600	-0.92%	36.71%
FUESSVFL	23,000	0.04%	68.50%
FUEVFN30	26,000	-0.76%	51.16%
FUEVN100	18,870	-1.15%	35.27%



VN30F2112	1,505.00	0.04%
VN30F2109	1,529.00	-0.13%
VN30F2108	1,508.50	-1.59%
VN30F2107	1,513.00	-1.43%

GLOBAL MARKET		1D	YTD
Nikkei	28,118.03	-0.40%	2.46%
Shanghai	3,525.50	-0.79%	3.25%
Kospi	3,252.68	-0.99%	13.20%
Hang Seng	27,105.00	-2.48%	-0.16%
STI (Singapore)	3,107.59	-1.08%	8.31%
SET (Thái Lan)	1,543.67	-2.09%	6.51%
Crude oil (\$/barrel)	71.82	-0.03%	48.70%
Gold (\$/ounce)	1,815.60	0.84%	-4.63%

- Asian stocks all fell, Hong Kong fell the most in the region. In Japan, the Nikkei 225 fell 0.40%. The Chinese market fell with the Shanghai Composite down 0.79% and the Shenzhen Component down 0.382%. Hong Kong's Hang Seng fell the most in the region, losing 2.48%, wiping out the gain since the beginning of the year. South Korea's Kospi index fell 0.99%.

VIETNAM ECONOMY		1D (bps)	YTD (bps)
Vnibor	0.90%	-5	77
Deposit interest 12M	5.60%	0	-20
5 year-Gov. Bond	1.21%	-8	-1
10 year-Gov. Bond	1.99%	-11	-4
USD/VND	23,110	0	-0.29%
EUR/VND	28,021	0	-3.72%
CNY/VND	3,616	0	1.20%

- The European Commission (EC) decided to extend the period of application of safeguard measures in the form of tariff quotas (TRQ) for some imported steel products for another 3 years. Vietnam continues to be subject to the common TRQ application with other countries on a quarterly basis for steel products...

EVENT CALENDER

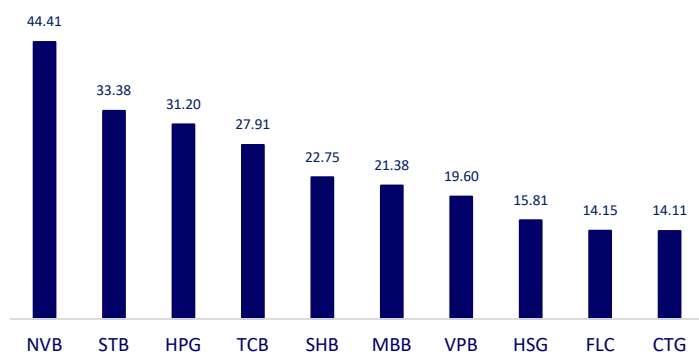
Ticker	Ex-right Date	Last register Date	Exercise Date	Type	Rate	Value
CPC	7/8/2021	7/9/2021	7/30/2021	Cash		800
AAV	7/8/2021	7/9/2021		Stock	0.15	
MCF	7/8/2021	7/9/2021	7/21/2021	Cash		
VDS	7/8/2021	7/9/2021		Stock	0.05	
TIG	7/8/2021	7/9/2021		Stock	0.1	
HVT	7/8/2021	7/9/2021	7/28/2021	Cash		500
MBB	7/12/2021	7/13/2021		Stock	0.35	
X20	7/12/2021	7/13/2021	7/26/2021	Cash		500

SELECTED NEWS

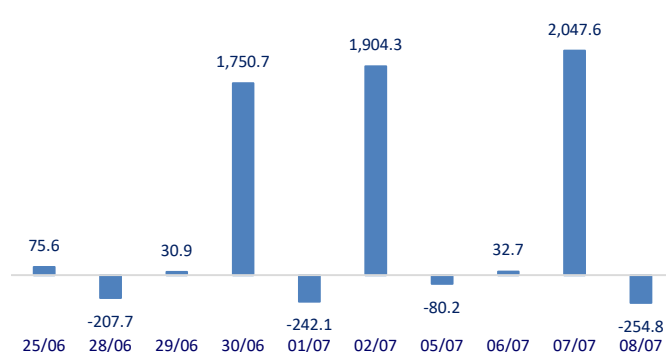
- EC extends safeguard measures against imported steel of some countries, including Vietnam
- Vaccination progress can slow down the growth of textile and garment exports
- Thanh Hoa approved the investment policy of a residential area of nearly VND 1,500 billion in Nga Son district
- Bloomberg: European Central Bank adopts new 2% inflation target
- Raising interest rates: The trend has been happening globally
- The Fed is uncertain about when to shrink its asset purchase program

	Close	1D	5D	Buying vol.	Selling vol.	Content
VCB	111,000	-2.12%	-4.64%	2,308,700	2,516,000	- MBB: More than a year ago (March 10, 2020), MB announced to adjust the foreign investor room rate from 20.90% to 22.99%. Thus, the Bank continues to increase foreign room to 23.24% in 2021.
BID	45,800	0.66%	-3.17%	4,768,800	3,825,500	
CTG	38,600	-1.15%	-4.92%	27,888,700	28,075,400	
TCB	56,600	0.00%	6.19%	57,492,800	46,928,800	
VPB	69,300	-1.98%	-1.56%	28,528,300	31,611,000	
MBB	42,100	0.00%	-3.11%	36,065,900	39,488,500	
HDB	35,950	-1.51%	-1.37%	6,214,200	7,653,600	
TPB	37,750	0.67%	1.48%	9,814,200	10,462,700	
STB	30,200	-2.74%	-2.58%	51,240,400	58,285,900	
NVL	110,800	-6.10%	-7.67%	12,436,600	12,379,600	
TCH	21,050	-3.88%	-3.88%	6,501,700	16,331,200	- GAS: 6M.2021, GAS recorded that gas demand/mobilization from customers was unstable, at a low level compared to the plan and the same period last year.
KDH	36,750	0.14%	-2.52%	4,698,500	4,219,000	
PDR	94,700	-1.56%	-1.25%	3,901,700	3,851,100	- VHM continued to be strongly bought by foreign investors in today's session with a value of 174 billion dong, while VRE was net sold 41 billion dong.
GAS	93,000	1.64%	-1.27%	1,999,400	1,547,200	- MSN: Many securities companies and investment banks such as Credit Suisse, HSC, Mirae Asset... have continuously raised MSN's target price higher than the market value.
POW	11,350	-0.44%	-6.20%	12,866,500	15,334,800	
PLX	52,300	-1.69%	-5.77%	2,998,800	2,577,400	- HPG: Hoa Phat Dung Quat Steel Joint Stock Company proposed to invest in the project of factories, warehouses and production of building materials. The project has a scale of 12.9 hectares, total investment is about 371.8 billion VND.
VIC	111,000	-2.63%	-6.41%	2,400,500	2,890,900	
VHM	115,000	-1.71%	-1.88%	7,772,700	8,029,400	
VRE	29,900	-3.24%	-5.97%	6,828,200	8,327,900	
VNM	88,400	-1.56%	-2.75%	3,446,900	4,538,900	
MSN	119,800	3.28%	5.55%	4,074,500	4,820,000	
SBT	19,300	-0.52%	-9.60%	4,734,800	4,772,300	
BVH	120,300	-1.23%	-0.33%	706,000	778,300	
VJC	120,300	-1.23%	-0.33%	706,000	778,300	
FPT	89,800	-0.77%	1.01%	4,921,800	4,206,700	
MWG	172,500	4.04%	14.16%	3,028,100	2,551,900	
PNJ	105,600	-0.85%	5.39%	1,562,300	1,707,300	
REE	53,000	-1.67%	-7.99%	911,600	659,700	
SSI	54,400	-0.18%	-5.39%	21,412,100	20,052,400	
HPG	49,000	-1.80%	-7.20%	52,256,400	52,992,300	

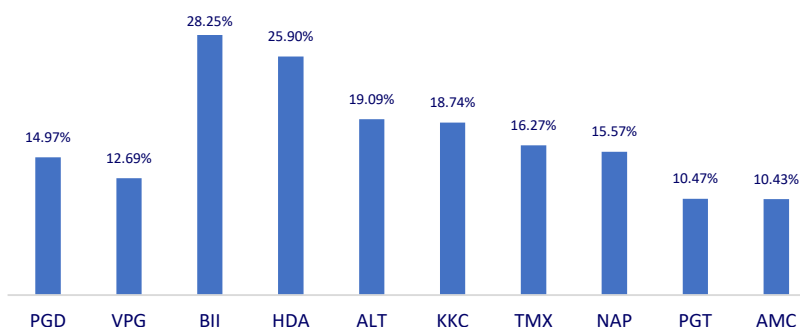
Top most traded tickers (Volume - in million)



Foreign net flow 10 nearest sessions (Billion VND)



Top increases in 3 consecutive sessions



Top decreases in 3 consecutive sessions

