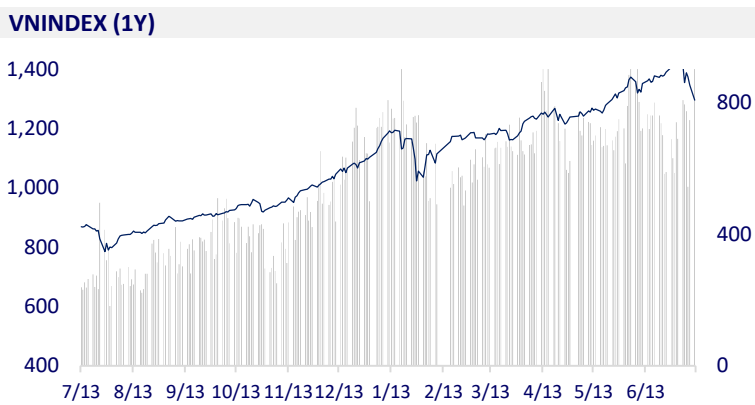
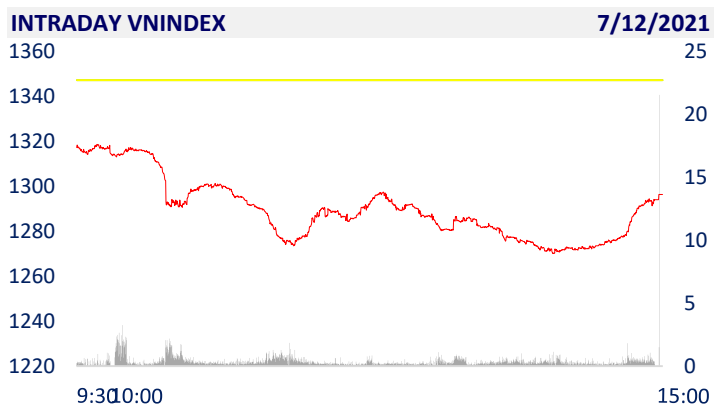
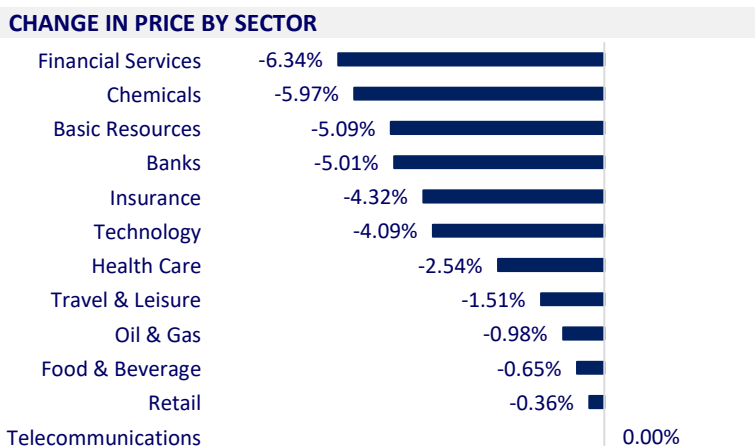


VIETNAM STOCK MARKET		1D	YTD
VN-INDEX	1,296.30	-3.77%	17.90%
VN30	1,443.10	-3.43%	36.35%
HNX	292.98	-4.48%	48.65%
UPCOM	83.89	-3.66%	13.63%
Net Foreign buy (B)	1,427.44		
Total trading value (B)	37,876.51	29.52%	120.81%

- Foreign investors' trade continued to go in a positive direction when buying 85 million shares, worth VND3,391 billion, while selling out 40.4 million shares, worth VND1,963 billion. Total net buying volume was nearly 44.7 million shares, equivalent to a net buying value of 1,427 billion dong.



ETF & DERIVATIVES		1D	YTD
E1VFN30	24,750	-2.90%	31.65%
FUEMAV30	16,980	-4.66%	35.51%
FUESSV50	20,400	-2.86%	29.11%
FUESSVFL	21,390	-7.00%	56.70%
FUEVFVND	25,850	-1.15%	50.29%
FUEVN100	17,950	-3.80%	28.67%
VN30F2112	1,442.50	-2.67%	
VN30F2109	1,443.30	-2.61%	
VN30F2108	1,444.00	-3.34%	
VN30F2107	1,443.90	-3.55%	



GLOBAL MARKET		1D	YTD
Nikkei	28,569.02	0.09%	4.10%
Shanghai	3,547.84	0.67%	3.91%
Kospi	3,246.47	0.89%	12.98%
Hang Seng	27,451.00	0.03%	1.12%
STI (Singapore)	3,147.14	0.50%	9.69%
SET (Thái Lan)	1,549.84	-0.14%	6.93%
Crude oil (\$/barrel)	73.26	-1.91%	51.68%
Gold (\$/ounce)	1,800.45	-0.33%	-5.42%

- Asian stocks rise, investors monitor Covid-19 situation. In Japan, the Nikkei 225 gained 0.09%. The Chinese market rallied with the Shanghai Composite up 0.67% and the Shenzhen Component up 2.137%. Hong Kong's Hang Seng rose 0.03%. South Korea's Kospi index rose 0.89%.

VIETNAM ECONOMY		1D (bps)	YTD (bps)
Vnibor	0.95%	1	82
Deposit interest 12M	5.60%	0	-20
5 year-Gov. Bond	1.17%	-3	-5
10 year-Gov. Bond	2.13%	0	10
USD/VND	23,120	0	-0.25%
EUR/VND	28,091	0	-3.48%
CNY/VND	3,625	0	1.46%

- On July 12, Vietnam Airlines said that from July to October 2021, it will reopen international routes between Vietnam and a number of destinations in Asia, Europe and Australia to serve the needs of passengers, customers, especially workers, international students who want to continue working and studying abroad and experts coming to work in Vietnam.

EVENT CALENDER

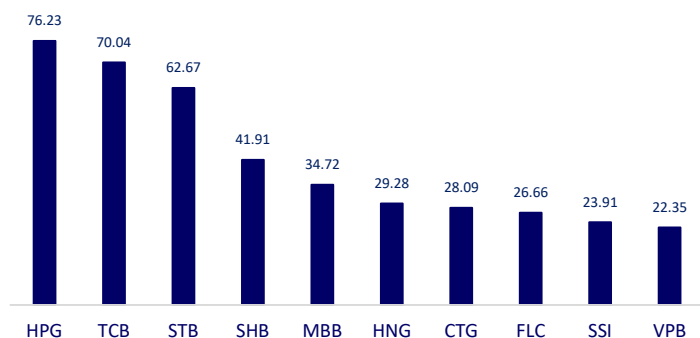
Ticker	Ex-right Date	Last register Date	Exercise Date	Type	Rate	Value
MBB	7/12/2021	7/13/2021		Stock	0.35	
X20	7/12/2021	7/13/2021	7/26/2021	Cash		500
STK	7/13/2021	7/14/2021	8/2/2021	Cash		
L14	7/13/2021	7/14/2021		Stock	0.1	2,000
NCT	7/13/2021	7/14/2021	8/12/2021	Cash		2,000
DTD	7/13/2021	7/14/2021	8/12/2021	Cash		300
THG	7/13/2021	7/14/2021		Stock	0.1	
THG	7/13/2021	7/14/2021	8/4/2021	Cash		1,000

SELECTED NEWS

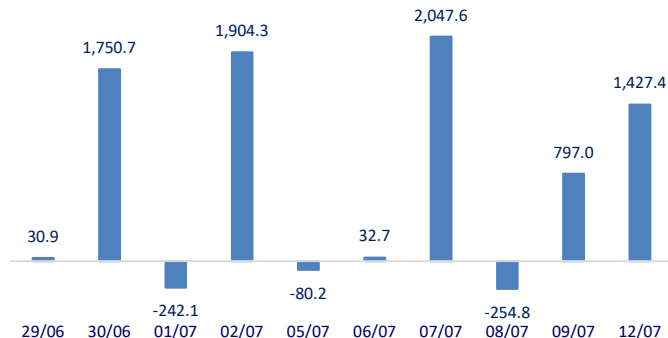
- Nikkei Asia: A foreign carrier will operate a cargo flight from Vietnam to the US
- resume many international routes soon
- World Economic Forum: About 150,000 new jobs will be created from renewable energy projects in Vietnam
- China tightens control of IPO companies abroad
- Seoul enters the strictest social distancing period
- China makes a big contribution to global trade growth in 2022

	Close	1D	5D	Buying vol.	Selling vol.	Content
VCB	107,100	-2.46%	-5.72%	3,841,400	3,829,200	- TCB: Techcombank's Board of Directors approved the sale of corporate bonds held by Techcombank to TECHCOM Bond Investment Fund (TCBF)
BID	42,000	-6.46%	-9.97%	7,472,400	8,881,000	
CTG	35,000	-6.91%	-13.30%	38,780,200	42,709,500	
TCB	53,500	-5.48%	-7.76%	80,989,500	85,227,900	
VPB	64,000	-6.98%	-11.97%	26,718,600	38,319,500	
MBB	29,800	-3.87%	-6.65%	53,965,800	71,585,500	
HDB	33,800	-3.43%	-9.63%	9,260,800	10,893,600	
TPB	35,050	-5.27%	-10.81%	9,782,000	11,669,600	
STB	28,400	-2.41%	-12.88%	87,476,600	86,001,800	
NVL	105,100	1.55%	-8.61%	7,390,100	6,392,900	- NVL: Additional listing of 385,914,051 shares due to the issue of stock dividends. Effective listing time: 12/07/2021
TCH	18,750	-6.25%	-11.97%	9,542,000	15,701,800	
KDH	36,200	-1.09%	-1.63%	5,040,200	6,656,100	
PDR	90,900	-3.71%	-4.32%	3,880,400	4,287,300	
GAS	88,000	-4.03%	-4.35%	1,587,500	1,638,900	- GAS: gas mobilization for power production in the first 6 months of 2021 is very low, only reaching about 79% of the plan. Some upstream incidents affect business operations.
POW	10,150	-6.02%	-13.25%	22,430,400	29,767,700	
PLX	49,650	-2.26%	-8.90%	4,699,500	4,189,800	
VIC	104,000	-4.24%	-9.57%	3,934,900	5,001,700	- VinFast put branches in the US, Canada, France, Germany and the Netherlands into operation to prepare for the market launch.
VHM	108,000	-4.00%	-8.86%	12,150,300	12,130,000	
VRE	27,000	-3.57%	-8.47%	9,982,200	10,123,600	
VNM	86,300	-0.80%	-3.25%	7,706,500	8,051,100	- VNM: PLATINUM VICTORY PTE. LTD. continued to register to buy nearly 21 million shares. Transaction registration period is from July 14, 2021 to August 12, 2021
MSN	119,900	2.57%	7.44%	3,605,800	3,203,500	
SBT	16,850	-6.91%	-17.80%	8,931,600	9,886,900	
BVH	120,000	0.93%	1.44%	1,351,000	1,365,400	- MWG: The most active contributor to the Arisaig Asia Consumer Fund's portfolio performance is Mobile World (MWG) and two Asian technology and e-commerce giants, SEA and JD.com. In which, SEA helped fund performance increase by 0.6% in June, with MWG at 0.5% and JD.com at 0.4%.
VJC	120,000	0.93%	1.44%	1,351,000	1,365,400	
FPT	86,100	-4.01%	-7.12%	11,518,700	10,617,200	
MWG	176,600	0.06%	6.07%	3,235,600	2,978,700	
PNJ	102,100	-3.22%	2.82%	2,576,600	2,571,000	
REE	52,300	-1.13%	-4.56%	2,330,800	1,979,800	
SSI	49,500	-5.89%	-12.39%	34,877,300	39,423,300	
HPG	44,950	-4.97%	-12.21%	100,130,500	108,524,700	

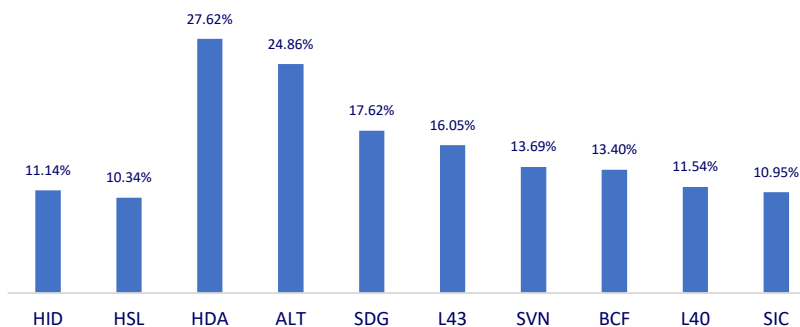
Top most traded tickers (Volume - in million)



Foreign net flow 10 nearest sessions (Billion VND)



Top increases in 3 consecutive sessions



Top decreases in 3 consecutive sessions

