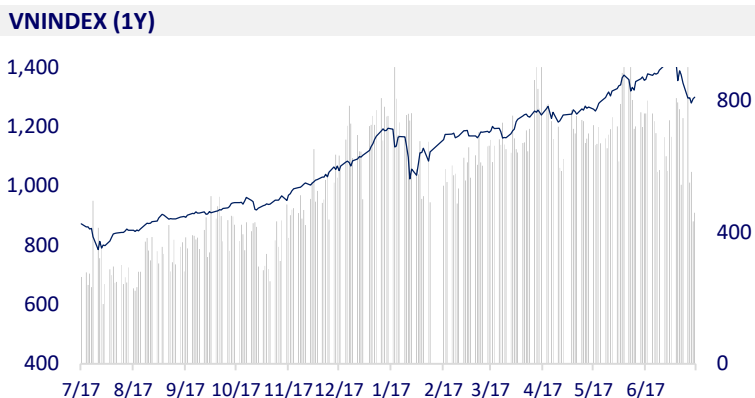
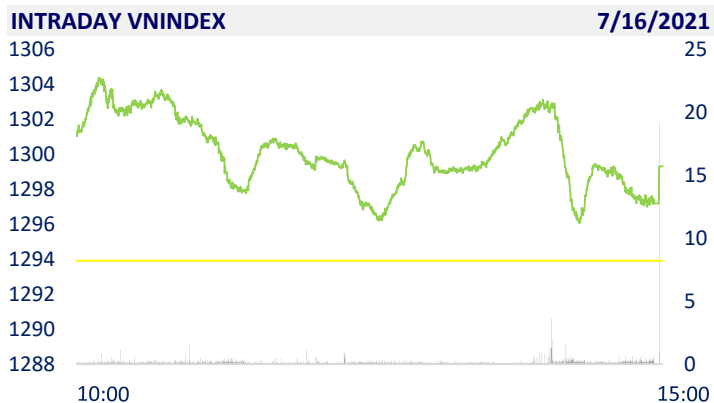
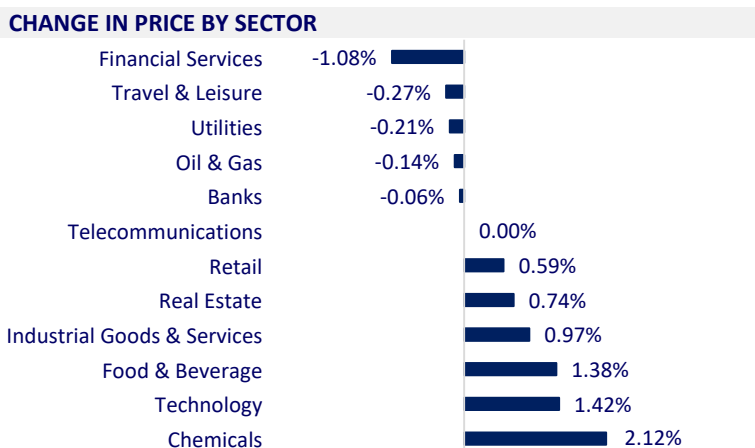


VIETNAM STOCK MARKET		1D	YTD
VN-INDEX	1,299.31	0.42%	18.17%
VN30	1,438.05	0.54%	35.87%
HNX	307.76	0.48%	56.14%
UPCOM	85.33	0.41%	15.58%
Net Foreign buy (B)	64.05		
Total trading value (B)	18,810.80	3.51%	9.66%

- Session 16/7: Foreign investors continued to net buy 64 billion dong, focusing on "collecting" NVL and VIC. On the opposite side, foreign investors' discharge continued to be strong in banking such as CTG (64.4 billion dong), VCB (39.3 billion dong), STB (19 billion dong), HDB (17, 1 billion).



ETF & DERIVATIVES		1D	YTD
E1VFN30	24,500	1.03%	30.32%
FUEMAV30	16,920	0.00%	35.04%
FUESSV50	20,800	0.97%	31.65%
FUESSVFL	21,150	-0.09%	54.95%
FUEVFNVD	24,700	-0.80%	43.60%
FUEVN100	17,950	0.28%	28.67%



VN30F2203	1,437.80	-0.07%	
VN30F2112	1,440.80	0.08%	
VN30F2109	1,439.30	0.16%	
VN30F2108	1,440.00	0.57%	

GLOBAL MARKET		1D	YTD
Nikkei	28,003.08	-0.12%	2.04%
Shanghai	3,539.30	-0.71%	3.66%
Kospi	3,276.91	-0.28%	14.04%
Hang Seng	28,082.00	0.54%	3.44%
STI (Singapore)	3,152.30	0.39%	9.87%
SET (Thái Lan)	1,574.37	0.15%	8.63%
Crude oil (\$/barrel)	71.83	0.24%	48.72%
Gold (\$/ounce)	1,822.85	-0.27%	-4.24%

- Asian stocks mostly fell, waiting for Japan to make a monetary decision. In Japan, the Nikkei 225 fell 0.12%. The Chinese market fell with the Shanghai Composite down 0.71% and the Shenzhen Component down 1.299%. Hong Kong's Hang Seng rose 0.54%. South Korea's Kospi index fell 0.28%.

VIETNAM ECONOMY		1D (bps)	YTD (bps)
Vnibor	0.93%	1	80
Deposit interest 12M	5.60%	0	-20
5 year-Gov. Bond	1.23%	12	1
10 year-Gov. Bond	1.98%	-11	-5
USD/VND	23,110	0	-0.29%
EUR/VND	27,727	0	-4.73%
CNY/VND	3,628	0	1.54%

- According to data from the Ministry of Finance, in the first 6 months of the year, the State budget revenue has reached VND 781,000 billion, equaling 58.2% of the estimate and increasing by 16.3% over the same period in 2020. If compared with the same period of the same period of 2019 (no outbreak of Covid-19 yet), this year's revenue is 4.5% higher.

EVENT CALENDER

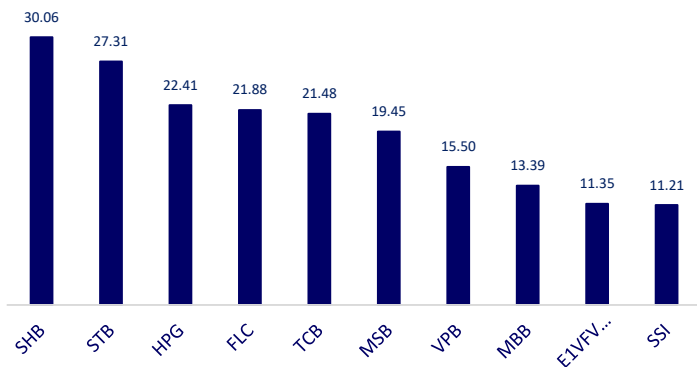
Ticker	Ex-right Date	Last register Date	Exercise Date	Type	Rate	Value
SGN	7/16/2021	7/19/2021	8/3/2021	Cash		1,500
TV2	7/16/2021	7/19/2021	10/22/2021	Cash		1,000
TV2	7/16/2021	7/19/2021		Stock	0.25	
TAR	7/15/2021	7/16/2021		Stock	0.1	
TDP	7/15/2021	7/16/2021		Stock	0.12	
PCE	7/16/2021	7/19/2021	7/26/2021	Cash		1,200
SVC	7/19/2021	7/20/2021	8/4/2021	Cash		1,000
POT	7/19/2021	7/20/2021	8/12/2021	Cash		500

SELECTED NEWS

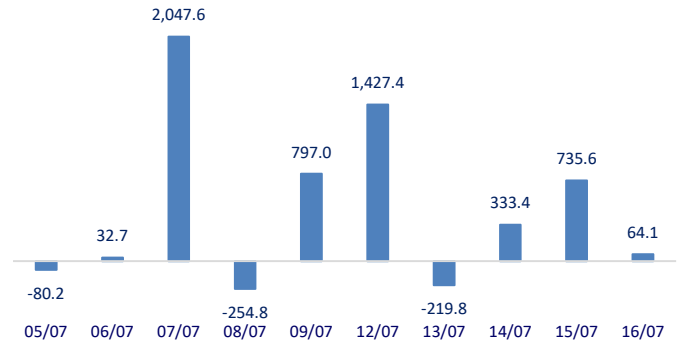
- After steel, the Ministry of Finance wants to increase the export tax on raw materials for cement production to 10%.
- Budget revenue is still at a record high despite the epidemic
- Trade balance deficit due to production cycle but still need to be cautious
- It is the turn of Asia - America sea freight to reach a record, close to 10,000 USD
- Japan, Australia agree to promote CPTPP and RCEP
- Goldman Sachs: Delta mutation threatens Southeast Asia's economy

	Close	1D	5D	Buying vol.	Selling vol.	Content
VCB	102,500	0.00%	-6.65%	2,858,700	2,223,600	- MBB, TPB and BIDV are the first banks to continue to sharply reduce lending rates until the end of 2021
BID	42,500	-0.47%	-5.35%	2,604,700	3,509,100	
CTG	34,650	-1.00%	-7.85%	22,448,300	23,350,100	
TCB	51,600	-0.96%	-8.83%	36,515,200	29,850,500	
VPB	64,500	0.78%	-6.25%	23,298,200	24,471,000	
MBB	29,100	-0.68%	-6.12%	21,485,000	25,870,000	
HDB	33,450	0.75%	-4.43%	4,820,800	5,225,500	
TPB	33,900	0.59%	-8.38%	3,522,100	3,771,300	
STB	28,450	-1.22%	-2.23%	50,014,700	37,488,400	
NVL	104,600	0.58%	1.06%	6,026,100	5,019,000	
TCH	19,200	0.26%	-4.00%	6,861,700	10,370,600	
KDH	36,950	1.65%	0.96%	2,467,100	2,809,400	- Oil prices continued dropping on Thursday's (15/07) as investors forecast increased supply following a deal between OPEC producers.
PDR	90,200	3.44%	-4.45%	8,427,800	7,496,700	
GAS	90,000	-0.55%	-1.85%	722,900	722,100	- VHM: registered to sell all 60m treasury shares (1.79%) from July 26 to August 24. This is the amount of treasury shares that Vinhomes has bought back since the end of 2019
POW	10,600	-0.93%	-1.85%	13,801,700	12,956,500	
PLX	51,100	0.39%	0.59%	1,891,900	1,848,500	- MSN and VNM were both in the top stocks that were net bought by foreign investors in today's session with the value of 59 billion dong and 45 billion dong, respectively.
VIC	105,800	3.73%	-2.58%	4,283,300	3,715,200	
VHM	109,000	-1.18%	-3.11%	4,049,400	4,356,500	- HPG: The Fubon FTSE Vietnam ETF saw its total assets increase to more than 11 trillion dong, mainly thanks to the amount of new capital raised this week. With the newly raised capital, the big fund Fubon bought about 3.3 million shares of HPG, 3.1 million shares of CTG and 1.5 million shares of SSI.
VRE	27,700	-1.07%	-1.07%	4,983,500	6,330,900	
VNM	85,900	0.82%	-1.26%	2,693,600	3,558,000	- MSN and VNM were both in the top stocks that were net bought by foreign investors in today's session with the value of 59 billion dong and 45 billion dong, respectively.
MSN	120,500	4.78%	3.08%	4,515,000	3,779,700	
SBT	19,000	1.60%	4.97%	6,999,600	5,977,600	- HPG: The Fubon FTSE Vietnam ETF saw its total assets increase to more than 11 trillion dong, mainly thanks to the amount of new capital raised this week. With the newly raised capital, the big fund Fubon bought about 3.3 million shares of HPG, 3.1 million shares of CTG and 1.5 million shares of SSI.
BVH	115,400	0.52%	-2.94%	942,900	883,800	
VJC	115,400	0.52%	-2.94%	942,900	883,800	- HPG: The Fubon FTSE Vietnam ETF saw its total assets increase to more than 11 trillion dong, mainly thanks to the amount of new capital raised this week. With the newly raised capital, the big fund Fubon bought about 3.3 million shares of HPG, 3.1 million shares of CTG and 1.5 million shares of SSI.
FPT	86,800	1.64%	-3.23%	5,296,700	4,446,200	
MWG	168,100	0.60%	-4.76%	1,290,000	1,201,900	- HPG: The Fubon FTSE Vietnam ETF saw its total assets increase to more than 11 trillion dong, mainly thanks to the amount of new capital raised this week. With the newly raised capital, the big fund Fubon bought about 3.3 million shares of HPG, 3.1 million shares of CTG and 1.5 million shares of SSI.
PNJ	96,000	0.95%	-9.00%	1,360,600	1,087,000	
REE	51,900	1.37%	-1.89%	1,065,200	730,000	- HPG: The Fubon FTSE Vietnam ETF saw its total assets increase to more than 11 trillion dong, mainly thanks to the amount of new capital raised this week. With the newly raised capital, the big fund Fubon bought about 3.3 million shares of HPG, 3.1 million shares of CTG and 1.5 million shares of SSI.
SSI	52,800	-1.68%	0.38%	21,275,200	22,348,300	
HPG	46,750	0.54%	-1.16%	41,267,700	45,917,700	

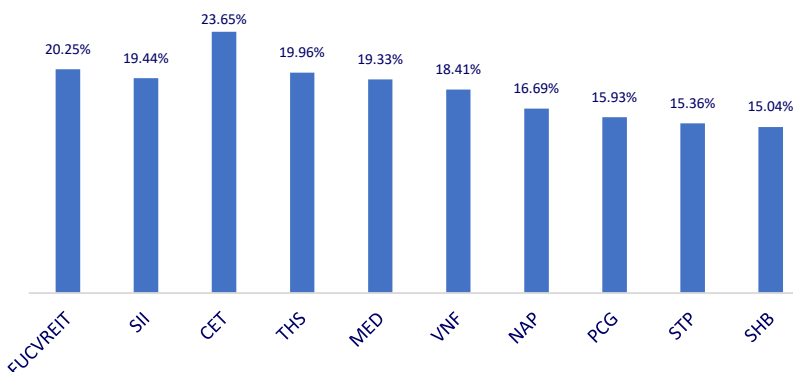
Top most traded tickers (Volume - in million)



Foreign net flow 10 nearest sessions (Billion VND)



Top increases in 3 consecutive sessions



Top decreases in 3 consecutive sessions

