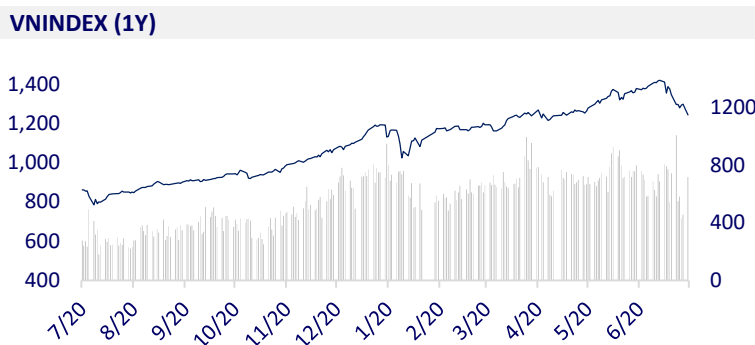
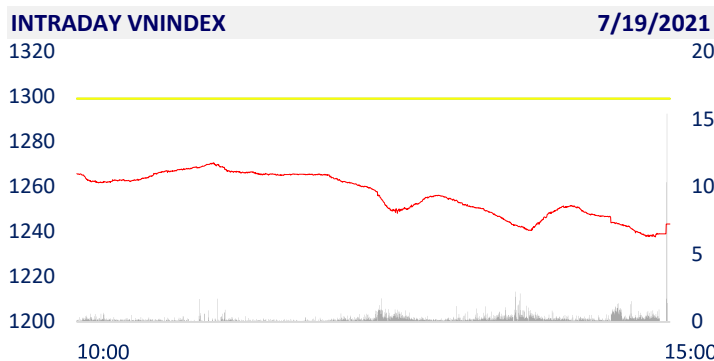
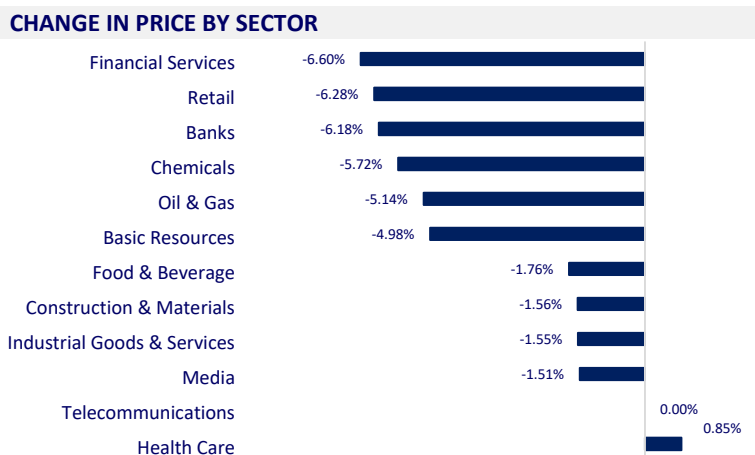


VIETNAM STOCK MARKET		1D	YTD
VN-INDEX	1,243.51	-4.29%	13.10%
VN30	1,374.15	-4.44%	29.83%
HNX	292.06	-5.10%	48.18%
UPCOM	82.59	-3.21%	11.87%
Net Foreign buy (B)	-84.44		
Total trading value (B)	25,810.69	39.08%	50.47%

- Under the negative impact of key stocks, VN-Index continued to plunge and fell more than 30 points from the ATO session. Although bottom-fishing appeared after strong dips, the supply was so large that the main index in the whole session kept its downward momentum and continuously broke through the bottoms, sometimes losing 60 points before recovering slightly recovered.



ETF & DERIVATIVES		1D	YTD
E1VFN30	23,300	-4.90%	23.94%
FUEMAV30	16,250	-3.96%	29.69%
FUESSV50	20,900	0.48%	32.28%
FUESSVFL	20,500	-3.07%	50.18%
FUEVFN30	23,610	-4.41%	37.27%
FUEVN100	17,270	-3.79%	23.80%



VN30F2112	1,437.80	0.00%	
VN30F2109	1,367.60	-5.08%	
VN30F2108	1,369.90	-4.82%	
VN30F2107	1,368.00	-5.00%	

GLOBAL MARKET		1D	YTD
Nikkei	27,652.74	0.29%	0.76%
Shanghai	3,539.12	-0.01%	3.65%
Kospi	3,244.04	-1.00%	12.90%
Hang Seng	27,456.62	-0.05%	1.14%
STI (Singapore)	3,111.20	-1.30%	8.43%
SET (Thái Lan)	1556.01	-1.17%	7.36%
Crude oil (\$/barrel)	69.58	-1.19%	44.06%
Gold (\$/ounce)	1,803.95	-0.52%	-5.24%

- Asian stocks mostly fell, oil prices fell after OPEC + agreed to increase production. Except in Japan, Nikkei 225 gained 0.29%. The Chinese market fell with the Shanghai Composite down 0.01%. Hong Kong's Hang Seng fell 0.05%. South Korea's Kospi index fell 1%.

VIETNAM ECONOMY		1D (bps)	YTD (bps)
Vnibor	0.93%	0	80
Deposit interest 12M	5.60%	0	-20
5 year-Gov. Bond	1.24%	1	2
10 year-Gov. Bond	2.00%	2	-3
USD/VND	23,120	0.04%	-0.25%
EUR/VND	27,659	-0.20%	-4.96%
CNY/VND	3,619	-0.03%	1.29%

- The Ministry of Finance said that the preferential import and export tax rates for a number of items that have increased sharply in the past time are expected to be revised to contribute to stabilizing the macro economy and reducing difficulties for businesses.

EVENT CALENDER

Ticker	Ex-right Date	Last register Date	Exercise Date	Type	Rate	Value
PDN	7/20/2021	7/21/2021	7/30/2021	Cash		2,000
ICN	7/21/2021	7/22/2021		Stock	0.25	
LPB	7/21/2021	7/22/2021		Stock	0.12	
VCC	7/22/2021	7/23/2021	8/10/2021	Cash		500
BCM	7/22/2021	7/23/2021	9/6/2021	Cash		400
TN1	7/23/2021	7/26/2021	8/11/2021	Cash		500
TN1	7/23/2021	7/26/2021		Stock	0.45	

