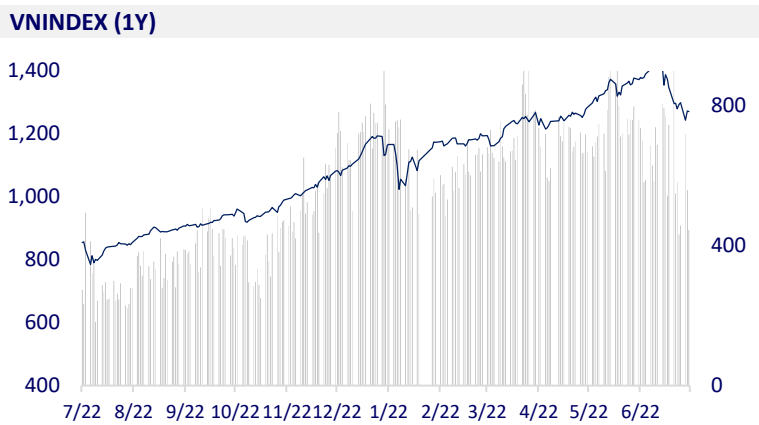
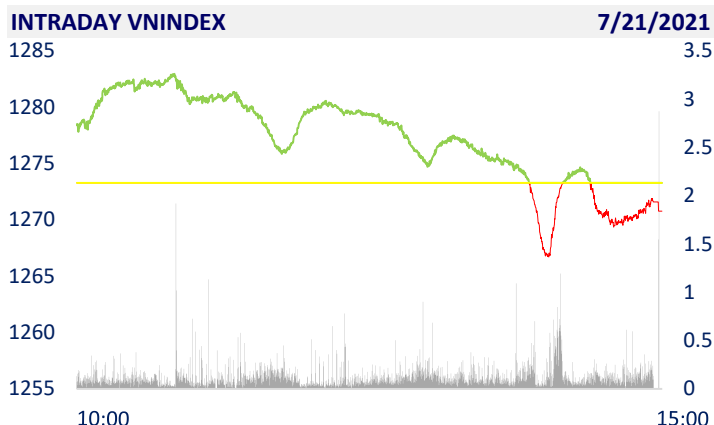
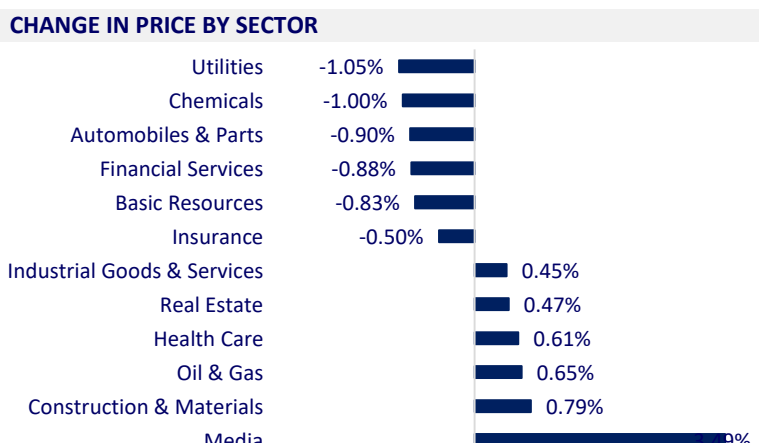


VIETNAM STOCK MARKET		1D	YTD
VN-INDEX	1,270.79	-0.20%	15.58%
VN30	1,406.54	-0.32%	32.89%
HNX	300.80	-0.10%	52.61%
UPCOM	84.30	0.73%	14.18%
Net Foreign buy (B)	-1,440.83		
Total trading value (B)	17,885.95	-14.37%	4.27%

- The minus point today is foreign investors when they net sold a record of 1,441 billion dong in the whole market. Notably, VIC shares were net withdrawn by foreign investors of nearly 1,180 billion dong with a volume of more than 11.4 million shares, mainly through put-through transactions.



ETF & DERIVATIVES		1D	YTD
E1VFN30	23,600	-1.58%	25.53%
FUEMAV30	16,730	1.39%	33.52%
FUESSV50	20,500	0.00%	29.75%
FUESSVFL	20,470	0.15%	49.96%
FUEVFN30	24,480	2.77%	42.33%
FUEVN100	17,560	-0.45%	25.88%
VN30F2203	1,400.00	-0.10%	
VN30F2112	1,412.70	0.54%	
VN30F2109	1,402.50	-0.31%	
VN30F2108	1,402.00	-0.21%	



GLOBAL MARKET		1D	YTD
Nikkei	27,548.00	-0.80%	0.38%
Shanghai	3,562.66	0.73%	4.34%
Kospi	3,215.91	-0.52%	11.92%
Hang Seng	27,201.00	-0.43%	0.20%
STI (Singapore)	3,119.00	0.25%	8.71%
SET (Thái Lan)	1,540.88	0.13%	6.32%
Crude oil (\$/barrel)	68.19	1.94%	41.18%
Gold (\$/ounce)	1,802.20	-0.19%	-5.33%

- Asian stocks mixed after Wall Street's rally. Japan's Nikkei 225 fell 0.8%. China's stock market rallied with the Shanghai Composite up 0.73% and the Shenzhen Component up 1.341%. Hong Kong's Hang Seng fell 0.43%. South Korea's Kospi index fell 0.52%.

VIETNAM ECONOMY		1D (bps)	YTD (bps)
Vnibor	0.95%	0	82
Deposit interest 12M	5.60%	0	-20
5 year-Gov. Bond	1.17%	6	-5
10 year-Gov. Bond	2.12%	6	9
USD/VND	23,115	0	-0.27%
EUR/VND	27,722	0	-4.75%
CNY/VND	3,627	0	1.51%

- According to the latest information announced by the General Department of Customs on July 20, export turnover reached USD12.78b, a sharp decrease of USD2b compared to the second half of June 2021 and a decrease of 13.9% compared to the previous year. Import turnover reached 14.6 billion USD, an increase of nearly 700 million USD compared to the second half of June 2021 but down 4.8% over the same period in 2020. In the first 15 days of July 2021, Vietnam

EVENT CALENDER

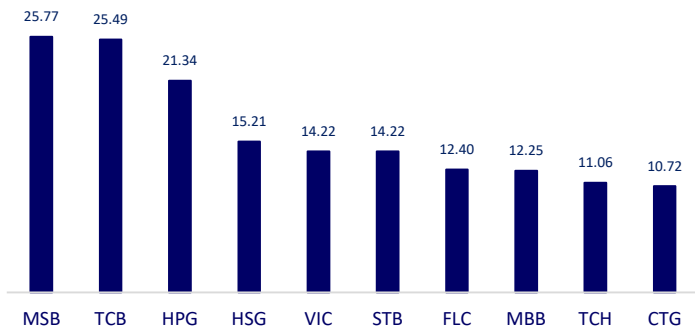
Ticker	Ex-right Date	Last register Date	Exercise Date	Type	Rate	Value
LPB	7/21/2021	7/22/2021		Stock	0.12	
BCM	7/22/2021	7/23/2021	9/6/2021	Cash		400
VCC	7/22/2021	7/23/2021	8/10/2021	Cash		
DHC	7/23/2021	7/26/2021		Stock	0.25	1,000
DHC	7/23/2021	7/26/2021	10/5/2021	Cash		1,000
SSB	7/23/2021	7/26/2021		Stock	0.0912	
CSV	7/23/2021	7/26/2021	8/13/2021	Cash		1,000
SZB	7/23/2021	7/26/2021	8/20/2021	Cash		2,500

SELECTED NEWS

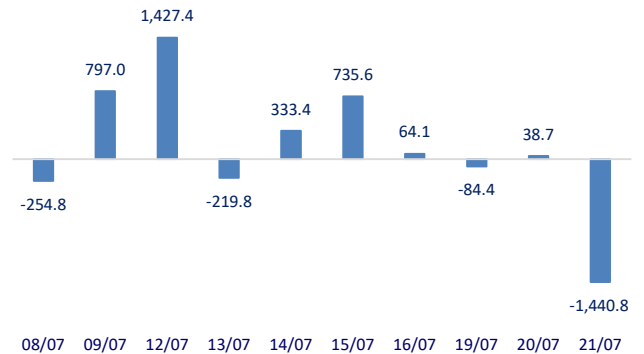
- Trade deficit increased to more than 3 billion USD
- Steel, cement, oil and gas enterprises are at risk of environmental tax when exporting to Sweden
- The chip supply chain was interrupted again because of the epidemic in Vietnam and Southeast Asian countries
- The US is worried about China taking over agricultural land
- The dilemma of central banks before the real estate fever
- Severe rain and floods, China sent the army to the risk of dam failure

	Close	1D	5D	Buying vol.	Selling vol.	Content
VCB	99,000	-1.20%	-2.75%	2,136,600	2,372,900	- TPB: reported profit before and after tax in the second quarter increased by 55% over the same period, reaching VND 1,585 billion and VND 1,269 billion respectively, mainly thanks to the increase in net interest income and revenue from services.
BID	40,700	-0.73%	-4.46%	2,809,200	2,175,100	
CTG	32,850	-1.20%	-2.52%	17,791,700	22,553,700	
TCB	50,300	1.62%	-1.37%	41,647,500	39,896,500	
VPB	60,300	-0.50%	-1.95%	12,686,500	13,955,800	
MBB	28,000	0.36%	-2.95%	21,859,700	25,701,100	
HDB	32,200	-3.59%	-1.38%	6,250,000	5,966,500	
TPB	33,100	0.30%	0.30%	8,312,400	9,546,800	
STB	27,850	-0.89%	1.64%	32,874,500	31,866,200	
NVL	103,100	-0.39%	-0.87%	4,531,200	3,982,900	
TCH	18,900	0.27%	-1.05%	55,501,000	18,012,300	- PLX: continue to sell 8 million treasury shares to supplement business capital. Previously, in March 2021 and June 2021, PLX sold treasury shares, each transaction made 25 million shares.
KDH	36,650	-0.68%	-0.41%	3,375,900	3,596,500	- VIC saw a net withdrawal of nearly 1,180 billion dong with a volume of more than 11.4 million shares, mainly through put-through transactions in today's session.
PDR	88,400	-1.67%	1.03%	3,025,700	3,482,300	- VNM: MCM subsidiary's gross profit margin improved from 29.6% to 32% since merging with Vinamilk. Accordingly, Moc Chau Milk reported a 48% increase in profit in the second quarter over the
GAS	87,400	-1.80%	-4.27%	1,093,600	977,200	- SSI: Pre-tax profit according to SSI's separate financial statements reached VND 1,232 billion after 6 months, an increase of 84% over the same period. It is expected that consolidated profit before tax for the first 6 months of the year will reach VND 1,255 billion, up 90% compared to the first half of 2020 and completed 64% of the plan. Margin loan balance at the end of the second quarter reached VND 15,539 billion, up 72% compared to the beginning of the year, also a record level for SSI's margin lending.
POW	10,250	-0.49%	-1.91%	12,859,900	10,480,700	
PLX	50,000	1.32%	-1.77%	1,772,200	2,277,000	
VIC	104,000	0.97%	0.97%	4,150,900	4,963,500	
VHM	108,000	1.31%	-1.37%	4,789,300	5,174,100	
VRE	27,400	2.62%	-3.01%	8,764,500	9,740,700	
VNM	85,300	-0.70%	0.35%	3,312,700	2,806,600	
MSN	122,000	-0.81%	4.99%	2,084,100	2,337,900	
SBT	18,400	-0.54%	5.14%	3,113,800	3,017,700	
BVH	114,000	-0.44%	-2.56%	779,600	841,200	
VJC	114,000	-0.44%	-2.56%	779,600	841,200	
FPT	86,600	-0.23%	1.64%	6,478,600	6,288,000	
MWG	163,400	-0.73%	-1.86%	1,013,300	994,500	
PNJ	91,200	-0.87%	-5.00%	1,181,900	799,100	
REE	52,200	0.97%	2.15%	1,125,500	910,400	
SSI	51,500	-2.28%	0.98%	16,805,500	21,527,400	
HPG	46,750	-1.16%	3.89%	36,124,600	43,569,300	

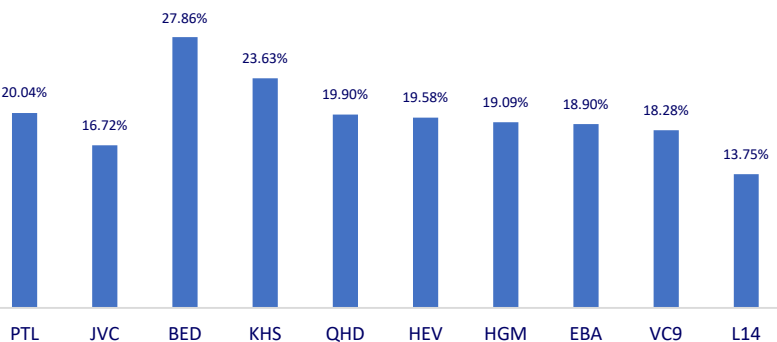
Top most traded tickers (Volume - in million)



Foreign net flow 10 nearest sessions (Billion VND)



Top increases in 3 consecutive sessions



Top decreases in 3 consecutive sessions

