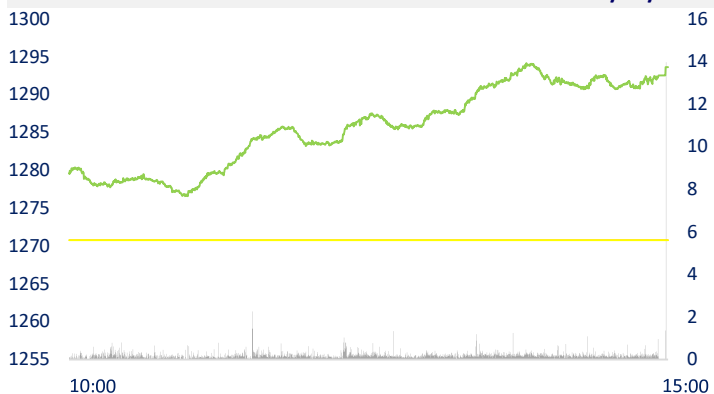
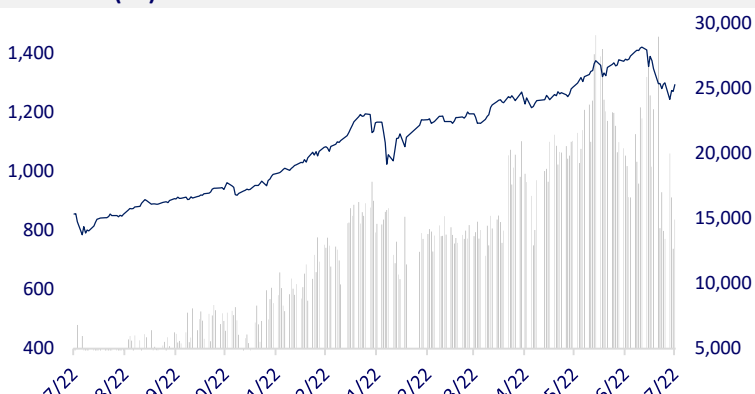


VIETNAM STOCK MARKET		1D	YTD
VN-INDEX	1,293.67	1.80%	17.66%
VN30	1,428.48	1.56%	34.97%
HNX	305.97	1.72%	55.24%
UPCOM	85.57	1.51%	15.90%

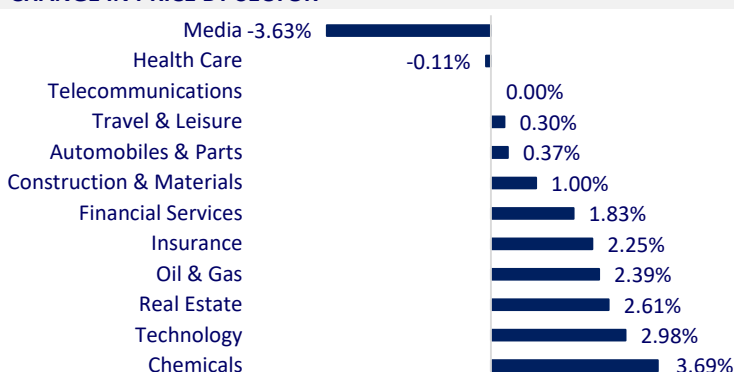
Net Foreign buy (B)	-520.93		
Total trading value (B)	19,739.36	10.36%	15.08%

INTRADAY VNINDEX 7/22/2021


- Session 22/7: VN-Index broke out, foreign investors continued to net sell nearly 521b HoSE. VIC is the stock with the most pressure from foreign investors with a value of 429b dong. Following, foreign investors focused on releasing another 130b dong of KDH shares. Foreign capital also withdrew from some other codes such as MSB (92b dong), SSI (53b dong), CTG (51b dong) and HPG (36b dong).

VNINDEX (1Y)


ETF & DERIVATIVES		1D	YTD
E1VFN30	24,000	1.69%	27.66%
FUEMAV30	16,800	0.42%	34.08%
FUESSV50	20,600	0.49%	30.38%
FUESSVFL	21,800	6.50%	59.71%
FUEVFN30	24,750	1.10%	43.90%
FUEVN100	17,950	2.22%	28.67%
VN30F2203	1,429.00	2.07%	
VN30F2112	1,400.20	-0.88%	
VN30F2109	1,426.90	1.74%	
VN30F2108	1,427.10	1.79%	

CHANGE IN PRICE BY SECTOR


GLOBAL MARKET		1D	YTD
Nikkei	27,548.00	0.00%	0.38%
Shanghai	3,574.73	0.34%	4.69%
Kospi	3,250.21	1.07%	13.11%
Hang Seng	27,700.62	0.22%	2.04%
STI (Singapore)	3,159.26	1.29%	10.11%
SET (Thái Lan)	1,552.36	0.75%	7.11%
Crude oil (\$/barrel)	71.09	1.47%	47.18%
Gold (\$/ounce)	1,795.30	-0.33%	-5.69%

- Following Wall Street, Asian stocks rose. The Chinese market rose from the beginning with the Shanghai Composite up 0.34%, Shenzhen Component up 0.326%. Hong Kong's Hang Seng rose 0.22%. South Korea's Kospi index rose 1.07%. Japanese market holiday.

VIETNAM ECONOMY		1D (bps)	YTD (bps)
Vnibor	0.95%	0	82
Deposit interest 12M	5.60%	0	-20
5 year-Gov. Bond	1.29%	12	7
10 year-Gov. Bond	2.06%	-6	3
USD/VND	23,113	0	-0.28%
EUR/VND	27,747	0	-4.66%
CNY/VND	3,629	0	1.57%

- The Malaysian Government has decided to impose anti-dumping duties on imported colored corrugated iron originating from or exported from China and Vietnam for a period of 5 years from July 20, 2021.

EVENT CALENDER

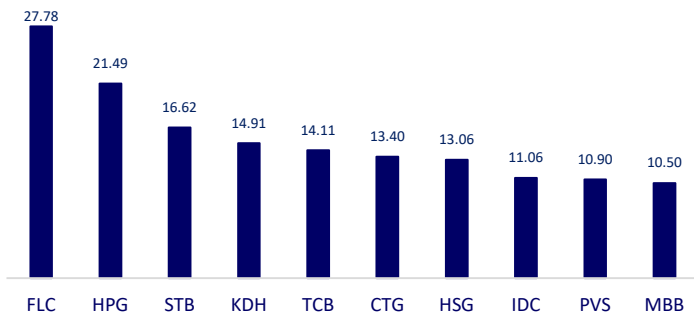
Ticker	Ex-right Date	Last register Date	Exercise Date	Type	Rate	Value
BCM	7/22/2021	7/23/2021	9/6/2021	Cash		400
VCC	7/22/2021	7/23/2021	8/10/2021	Cash		500
DHC	7/23/2021	7/26/2021		Stock	0.25	1,000
DHC	7/23/2021	7/26/2021	10/5/2021	Cash		
SSB	7/23/2021	7/26/2021		Stock	0.0912	
CSV	7/23/2021	7/26/2021	8/13/2021	Cash		1,000
SZB	7/23/2021	7/26/2021	8/20/2021	Cash		2,500
PMB	7/23/2021	7/26/2021	8/16/2021	Cash		700

SELECTED NEWS

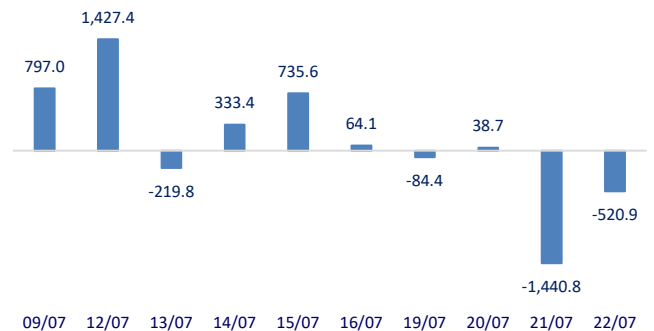
- Malaysia imposes anti-dumping tax on color steel sheet from Vietnam and China
- Thanh Hoa approved the investment policy of an urban area of 940 billion VND in Nhu Thanh district
- The Government sets a target of the average GDP growth rate of 5 years (2021-2025) around 6.5-7%
- BMPA: UK food supply chain on the verge of collapse
- WHO warns of the risk of appearing more dangerous variants than Delta
- IMF leaders commented on the recovery process of the world economy

	Close	1D	5D	Buying vol.	Selling vol.	Content
VCB	100,300	1.31%	-2.15%	2,709,600	2,267,300	- BID: The Board of Directors approved the adjustment of the plan to issue BIDV bonds to the public by underwriting method with a total par value of VND 1,200 billion. Release time in 3Q2021
BID	41,000	0.74%	-3.98%	3,048,000	3,128,100	
CTG	33,500	1.98%	-4.29%	24,923,000	23,393,300	
TCB	51,100	1.59%	-1.92%	27,408,300	24,648,800	
VPB	60,800	0.83%	-5.00%	11,920,300	11,252,000	
MBB	28,350	1.25%	-3.24%	20,746,500	20,089,300	- TCH: The charter capital of nearly 2,555 billion VND due to the capital increase due to the share issuance will be invested in 02 projects Hoang Huy Commerce (1,800 billion VND) and Hoang Huy Project (755 billion VND).
HDB	32,400	0.62%	-2.41%	5,472,200	4,247,700	
TPB	33,850	2.27%	0.45%	9,269,400	9,754,400	
STB	28,000	0.54%	-2.78%	29,385,700	28,927,300	
NVL	104,900	1.75%	0.87%	4,616,500	3,372,600	
TCH	19,150	1.32%	0.00%	12,973,700	13,043,200	- GAS: in Q2.2021, GAS recorded revenue of 22,702b dong, up 45% QoQ, cost of goods sold increased at a slower rate, so gross profit reached 3,782b dong, up nearly 57.5%.
KDH	39,200	6.96%	7.84%	24,484,100	19,204,700	
PDR	90,100	1.92%	3.33%	4,285,900	3,882,600	
GAS	89,400	2.29%	-1.22%	910,200	872,500	
POW	10,350	0.98%	-3.27%	19,842,900	18,756,500	
PLX	50,900	1.80%	0.00%	1,537,300	1,772,000	- VIC continued to be net withdrawn by foreign investors of nearly 429 billion dong in today's session.
VIC	106,200	2.12%	4.12%	3,851,400	4,058,400	
VHM	111,000	2.78%	0.63%	5,564,000	5,278,300	
VRE	28,200	2.92%	0.71%	7,873,300	7,656,000	
VNM	86,800	1.76%	1.88%	4,191,000	3,947,500	
MSN	122,900	0.74%	6.87%	2,000,000	2,052,400	- MSN: Masan JSC.(related to the Chairman of BOD) registered to buy 3.5m shares. Accordingly, Masan Joint Stock Company will increase its ownership rate to 31.58% if the transaction is successful
SBT	18,450	0.27%	-1.34%	4,760,400	4,514,000	
BVH	114,000	0.00%	-0.70%	686,100	702,500	
VJC	114,000	0.00%	-0.70%	686,100	702,500	
FPT	89,400	3.23%	4.68%	8,256,900	8,218,900	
MWG	165,200	1.10%	-1.14%	1,896,500	1,778,600	- PNJ: announced 6 months' accumulated net revenue of VND 11,637 billion, up 50%; profit after tax is 736 billion dong, up 67.4% over the same period last year. The enterprise has completed 60% of the annual profit plan. PNJ's retail sales increased by 47%, the wholesale channel by 29% and gold bars by 73% over the same period. In the revenue structure, the proportion of gold bars contributing to total revenue increased from 23% to 26.6%, retail decreased from 58% to 57%, wholesale decreased by 16.6% to 14.2%.
PNJ	93,100	2.08%	-2.10%	1,002,200	832,200	
REE	52,800	1.15%	3.13%	878,800	578,600	
SSI	52,200	1.36%	-2.79%	18,464,800	20,619,800	
HPG	47,200	0.96%	1.51%	38,865,300	39,793,300	

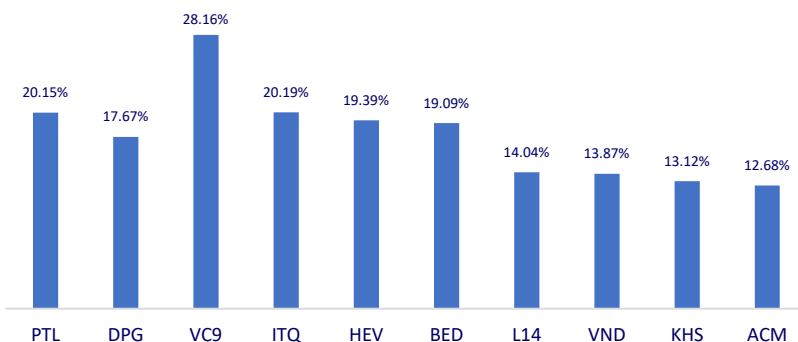
Top most traded tickers (Volume - in million)



Foreign net flow 10 nearest sessions (Billion VND)



Top increases in 3 consecutive sessions



Top decreases in 3 consecutive sessions

