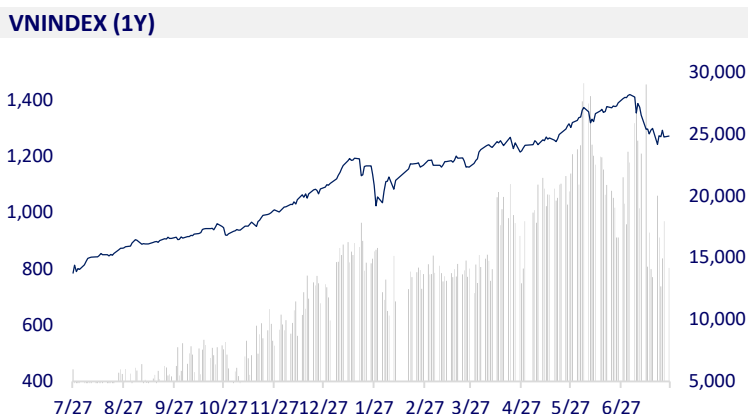
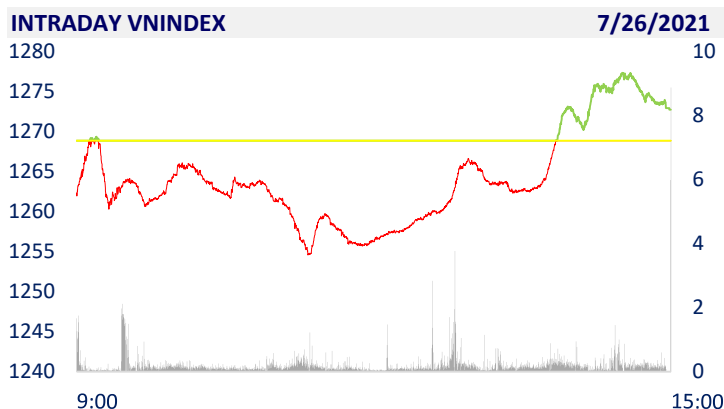


VIETNAM STOCK MARKET		1D	YTD
VN-INDEX	1,272.71	0.31%	15.75%
VN30	1,403.96	0.17%	32.65%
HNX	302.88	0.37%	53.67%
UPCOM	83.87	-0.59%	13.60%
Net Foreign buy (B)	-78.31		
Total trading value (B)	18,162.79	-19.44%	5.89%

- Foreign investors were less negative but still remained a net seller. Specifically, this capital flow bought 29.8 million shares, worth VND1,367.8 billion, while selling out 32.4 million shares, worth VND1,430 billion. Total net selling volume was at 2.7 million shares, equivalent to a net selling value of VND78 billion.



ETF & DERIVATIVES		1D	YTD
E1VFN30	23,960	0.59%	27.45%
FUEMAV30	16,700	0.54%	33.28%
FUESSV30	17,940	-6.22%	34.89%
FUESSV50	20,500	-0.24%	29.75%
FUESSVFL	21,090	-0.05%	54.51%
FUEVFN30	24,400	0.41%	41.86%
FUEVN100	17,550	-0.96%	25.81%



VN30F2203	1,418.80	1.34%	
VN30F2112	1,399.50	-0.16%	
VN30F2109	1,407.00	0.46%	
VN30F2108	1,408.10	0.51%	

GLOBAL MARKET		1D	YTD
Nikkei	27,833.29	-0.26%	1.42%
Shanghai	3,467.44	-2.34%	1.55%
Kospi	3,224.95	-0.91%	12.23%
Hang Seng	26,220.00	-1.59%	-3.42%
STI (Singapore)	3,138.97	-0.57%	9.40%
SET (Thái Lan)	1,545.10	0.00%	6.61%
Crude oil (\$/barrel)	71.64	-0.47%	48.32%
Gold (\$/ounce)	1,809.10	0.15%	-4.97%

- Asian stocks all fell, Hong Kong's market sometimes plunged more than 4%. Japanese market trading again after two days of public holidays, Nikkei 225 down 0.26%. The Chinese market fell with Shanghai Composite down 2.34%, Shenzhen Component down 2,646%. Hong Kong's Hang Seng plunged 1.59%. South Korea's Kospi index fell 0.91%.

VIETNAM ECONOMY		1D (bps)	YTD (bps)
Vnibor	0.96%	-1	83
Deposit interest 12M	5.60%	0	-20
5 year-Gov. Bond	1.26%	-3	4
10 year-Gov. Bond	2.04%	-3	1
USD/VND	23,110	0	-0.29%
EUR/VND	27,760	0	-4.61%
CNY/VND	3,619	0	1.29%

- In a statement on July 23, the Office of the US Trade Representative (USTR) said it found the agreement between the US Department of Finance and the State Bank of Vietnam (SBV) earlier this week "provides a satisfactory solution for the matter being investigated and, therefore, no commercial action is available at this time."

EVENT CALENDER

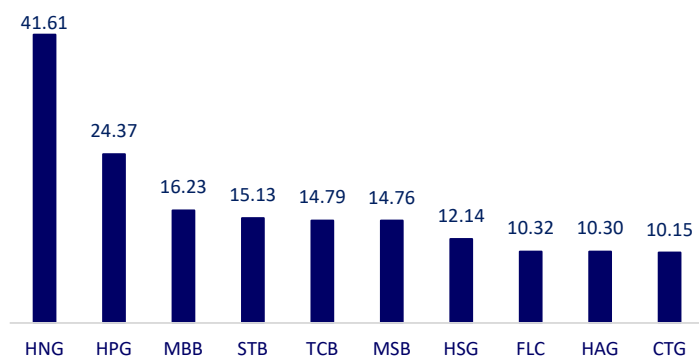
Ticker	Ex-right Date	Last register Date	Exercise Date	Type	Rate	Value
TLG	7/27/2021	7/28/2021	8/12/2021	Cash		1,500
CMN	7/27/2021	7/28/2021	8/6/2021	Cash		2,800
NDN	7/28/2021	7/29/2021		Stock	15%	1,500
NDN	7/28/2021	7/29/2021	9/8/2021	Cash		
ADC	7/28/2021	7/29/2021		Stock	30%	
VC3	7/29/2021	7/30/2021		Stock	9.5%	
DPR	7/29/2021	7/30/2021	8/30/2021	Cash		1,500
VIP	7/29/2021	7/30/2021	8/20/2021	Cash		600

SELECTED NEWS

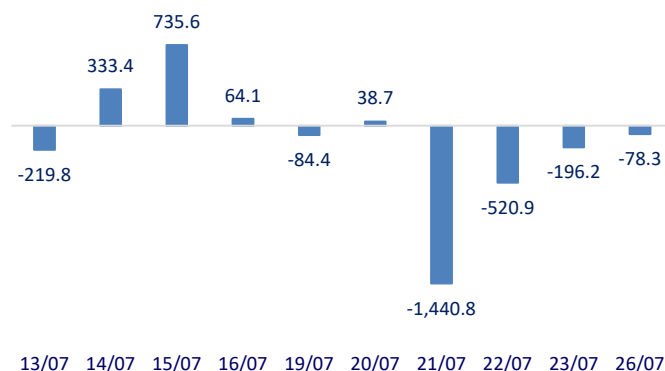
- The US decided not to take tariff action against Vietnam
- Additional more than 1,500 billion VND to prevent Covid-19 epidemic
- Germany committed to support more than 113.5 million euros in ODA for Vietnam
- Delta mutation makes the Fed more headache
- Inflation threatens economic recovery in the US
- The US financial market has attracted unprecedented amounts of foreign capital

	Close	1D	5D	Buying vol.	Selling vol.	Content
VCB	96,000	-1.03%	-1.03%	2,700,000	1,832,800	- BID: Board of Directors approved the listing of bonds that are not convertible bonds, bonds with warrants BIDV issued to the public in 2021
BID	40,000	-0.50%	0.88%	3,098,800	2,555,700	
CTG	32,150	-1.08%	-0.31%	21,882,100	18,102,400	
TCB	49,000	-1.01%	2.08%	30,363,200	21,983,100	
VPB	56,700	-3.08%	-5.50%	16,294,700	14,300,100	
MBB	27,200	-1.98%	0.18%	28,650,400	25,091,200	
HDB	32,500	0.46%	1.88%	3,639,300	3,246,300	- CTG: The Board of Directors approved the 6th private placement plan to increase Tier 2 capital with a value of VND 100 billion.
TPB	32,900	-0.30%	4.28%	9,265,500	9,733,300	
STB	28,700	0.00%	4.36%	29,122,400	36,190,000	
NVL	107,500	4.37%	4.37%	4,931,900	9,459,000	
TCH	18,600	0.54%	3.05%	5,744,000	6,241,200	
KDH	39,150	1.95%	4.96%	10,039,100	8,928,200	
PDR	90,500	2.14%	3.08%	4,120,400	3,550,800	- KDH: Grinling International Limited sold 2 million shares of KDH, reducing its ownership to 1,739,441 shares (0.28%). Ownership change date: July 26, 2021.
GAS	88,300	0.34%	1.85%	1,258,100	1,118,100	
POW	10,500	0.00%	3.96%	12,083,000	9,864,200	
PLX	49,900	-0.60%	1.84%	1,817,800	1,765,800	
VIC	104,200	0.19%	1.26%	3,722,800	3,218,700	
VHM	109,600	1.86%	5.08%	5,718,900	5,268,700	
VRE	26,750	-0.93%	-0.19%	6,244,900	6,225,900	- VIC: Vingroup negotiates to transfer US COVID-19 vaccine production technology, expected capacity of 100-200 million doses/year
VNM	88,900	1.48%	4.59%	6,208,700	6,167,200	
MSN	121,100	1.76%	1.42%	2,244,700	1,942,100	
SBT	18,500	1.93%	2.78%	4,565,100	3,442,500	
BVH	114,000	0.53%	0.00%	845,100	776,400	
VJC	114,000	0.53%	0.00%	845,100	776,400	
FPT	93,700	3.54%	10.63%	11,384,200	11,038,200	- FPT Software said to invest in Intertec International - an IT service provider with more than 20 years of experience in Latin America. Accordingly, FPT Software has the right to access and coordinate resources at Intertec International's two service centers in Costa Rica and Colombia.
MWG	160,300	-0.87%	2.43%	2,044,600	1,693,900	
PNJ	90,700	-0.33%	-0.98%	999,400	955,700	
REE	52,000	0.97%	2.36%	894,700	753,900	
SSI	50,800	0.40%	3.04%	18,255,100	16,453,400	
HPG	45,600	-0.44%	2.93%	51,598,100	37,965,700	

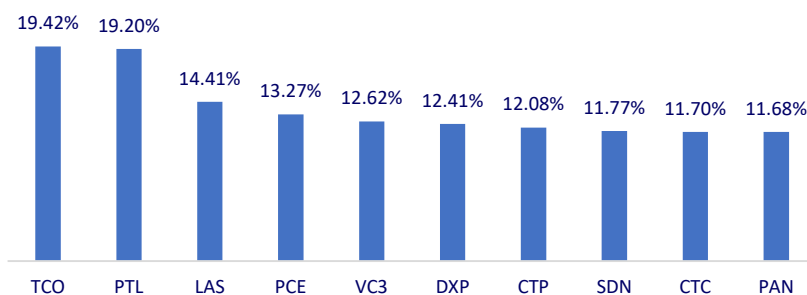
Top most traded tickers (Volume - in million)



Foreign net flow 10 nearest sessions (Billion VND)



Top increases in 3 consecutive sessions



Top decreases in 3 consecutive sessions

