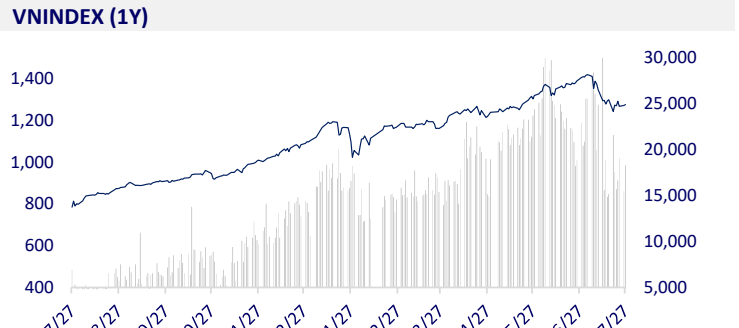
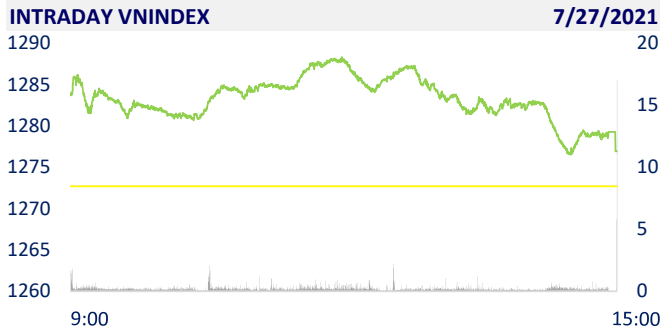
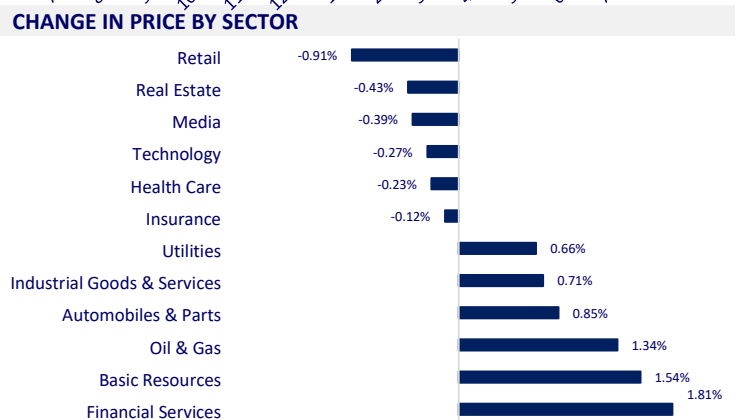


VIETNAM STOCK MARKET		1D	YTD
VN-INDEX	1,276.93	0.33%	16.14%
VN30	1,409.85	0.42%	33.21%
HNX	306.00	1.03%	55.25%
UPCOM	84.77	1.07%	14.82%
Net Foreign buy (B)	274.60		
Total trading value (B)	21,730.64	19.64%	26.69%

- Foreign investors net bought a total of 274 billion dong on July 27. AGG was suddenly bought by foreign investors with a sudden net purchase of VND 372 billion and mainly through agreements. Specifically, this capital flow bought 45 million shares, worth 2,308 billion dong, while selling 37.4 million shares, worth 2,058 billion dong. Total net buying volume stood at 7.5 million shares.



ETF & DERIVATIVES		1D	YTD
E1VFN30	23,880	-0.33%	27.02%
FUEMAV30	16,770	0.42%	33.84%
FUESSV50	17,810	-0.72%	33.91%
FUESSVFL	20,450	-0.24%	29.43%
FUEVFN30	20,480	-2.89%	50.04%
FUEVN100	24,540	0.57%	42.67%
VN30F2112	0.00	0.00%	
VN30F2109	1,418.80	0.00%	
VN30F2108	1,399.50	0.00%	
VN30F2107	1,405.00	-0.14%	



GLOBAL MARKET		1D	YTD
Nikkei	27,970.22	-0.04%	1.92%
Shanghai	3,381.18	-2.49%	-0.97%
Kospi	3,232.53	0.24%	12.50%
Hang Seng	25,060.87	-4.28%	-7.68%
STI (Singapore)	3,138.81	-0.01%	9.40%
SET (Thái Lan)	1,537.63	-0.48%	6.09%
Crude oil (\$/barrel)	71.95	-0.18%	48.96%
Gold (\$/ounce)	1,795.70	0.00%	-5.67%

- Stock markets in Asia - Pacific were mixed in the session of July 27. Many big Chinese tech stocks in Hong Kong are still under selling pressure after the plunge at the beginning of the week. In Japan, the Nikkei 225 gained 0.04%. Mainland China market was strongly sold with Shanghai Composite down 2.49%, Shenzhen Component down 3,672%. Hong Kong's Hang Seng fell 4.28%, down more than 8% in just the first two sessions of the week.

VIETNAM ECONOMY		1D (bps)	YTD (bps)
Vnibor	0.96%	0	83
Deposit interest 12M	5.60%	0	-20
5 year-Gov. Bond	1.26%	0	4
10 year-Gov. Bond	2.03%	-1	0
USD/VND	23,104	-0.03%	-0.32%
EUR/VND	27,733	-0.19%	-4.71%
CNY/VND	3,608	-0.41%	0.98%

- Disbursed foreign direct investment (FDI) capital reached 10.5 billion USD. increased by 3.8%, considered a "bright spot" in the FDI picture in the past 7 months. FDI capital invested in the processing and manufacturing industry is the most.

**EVENT CALENDER**

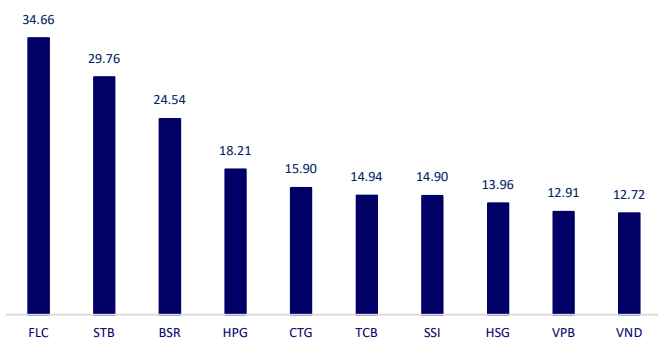
Ticker	Ex-right Date	Last register Date	Exercise Date	Type	Rate	Value
CMN	7/27/2021	7/28/2021	8/6/2021	Cash		2,800
TLG	7/27/2021	7/28/2021	8/12/2021	Cash		1,500
NDN	7/28/2021	7/29/2021	8/9/2021	Cash		1,500
NDN	7/28/2021	7/29/2021		Stock	15%	
ADC	7/28/2021	7/29/2021		Stock	30%	
VC3	7/29/2021	7/30/2021		Stock	9.5%	
DPR	7/29/2021	7/30/2021	8/30/2021	Cash		1,500
VIP	7/29/2021	7/30/2021	8/30/2021	Cash		600

## SELECTED NEWS

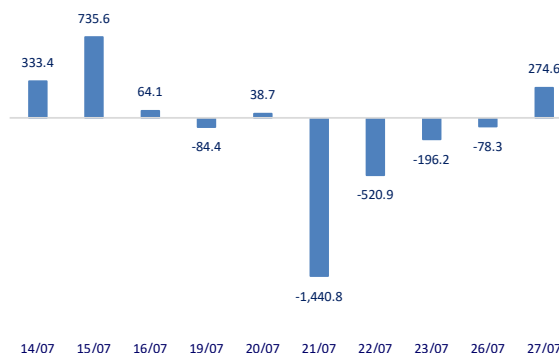
- FDI realized capital in the first 7 months increased by 3.8%
- The State Bank of Vietnam officially issued a 0% interest rate lending mechanism for specially controlled banks
- Banks increase borrowing from each other, interest rate is around 1%/year
- China tightly controls the hidden debt of local governments
- Global shipping was disrupted again, this time due to flooding in Europe and China
- Cambodia detected SARS-CoV-2 in frozen meat imported from India

	Close	1D	5D	Buying vol.	Selling vol.	Content
VCB	95,000	-1.04%	-5.19%	3,808,000	4,465,500	- TCB: The daughter of the Chairman of the Board of Directors of TCB has successfully purchased nearly 22.5 million shares of TCB (0.64%) through put-through transactions. Transaction time from 12/07/2021-07/26/2021
BID	40,200	0.50%	-1.95%	2,442,200	2,869,800	- CTG: Successfully issued more than 1 million shares to pay dividends, the time to transfer shares in August 2021, thereby helping to increase the total number of outstanding shares to more than 4.8 million shares. .
CTG	32,500	1.09%	-2.26%	26,726,400	25,074,600	
TCB	49,750	1.53%	0.51%	20,655,400	22,540,900	
VPB	57,000	0.53%	-5.94%	19,984,600	19,039,000	
MBB	27,400	0.74%	-1.79%	20,727,100	19,037,800	
HDB	32,500	0.00%	-2.69%	7,041,700	6,145,400	
TPB	34,100	3.65%	3.33%	14,297,000	12,692,500	
STB	29,100	1.39%	3.56%	51,963,900	53,371,200	
NVL	106,500	-0.93%	2.90%	5,751,400	7,077,900	- NVL: Additional listing of 5,952,034 shares, due to the issuance of shares to convert international convertible bonds. Effective date of listing change: July 28, 2021
TCH	18,800	1.08%	-0.27%	7,800,100	8,038,500	
KDH	39,250	0.26%	6.37%	7,639,200	7,796,400	
PDR	89,800	-0.77%	-0.11%	4,008,800	3,952,000	
GAS	89,000	0.79%	0.00%	1,609,300	1,836,500	- PLX: The Board of Directors has approved the plan to sell another 8 million treasury shares out of the remaining 25 million treasury shares.
POW	10,800	2.86%	4.85%	32,423,900	23,570,000	
PLX	50,300	0.80%	1.93%	1,524,800	1,879,500	
VIC	104,300	0.10%	1.26%	2,513,600	2,298,100	- VHM: adjusted foreign room room from 49% to 50%. Adjustment time from 22/07/2021.
VHM	107,800	-1.64%	1.13%	8,104,200	8,597,200	
VRE	27,650	3.36%	3.56%	9,892,400	10,254,100	
VNM	87,500	-1.57%	1.86%	3,333,100	5,754,400	- SBT: Collecting shareholders' written opinions on the payment of 5% stock dividend. The expected number of shares to be issued is 30,857,907 shares
MSN	125,500	3.63%	2.03%	3,281,700	2,943,900	
SBT	18,300	-1.08%	-1.08%	2,968,900	3,443,300	
VJC	114,900	0.79%	0.35%	905,400	778,500	- SSI: Q2 individual revenue reached VND1,741b, up 26% QoQ. In which, revenue from securities brokerage business reached more than VND623b, 3.2 times higher than QoQ. Individual pre-tax profit reached VND703.5b, growing at nearly 8%. SSI's margin loan balance reached VND15,539b, an increase of 72% compared to the beginning of the year and also a record for margin lending activities of this company. Revenue from margin lending and receivables reached VND338b, 2.1 times higher than QoQ.
BVH	50,500	-0.20%	1.20%	1,106,200	1,314,900	
FPT	93,200	-0.53%	7.37%	7,742,400	9,164,900	
MWG	158,000	-1.43%	-4.01%	2,206,300	2,332,200	
PNJ	90,100	-0.66%	-2.07%	1,407,600	1,510,300	
REE	52,800	1.54%	2.13%	948,800	914,400	
SSI	52,000	2.36%	-1.33%	24,504,900	29,139,300	
HPG	46,200	1.32%	-2.33%	33,484,200	33,449,400	

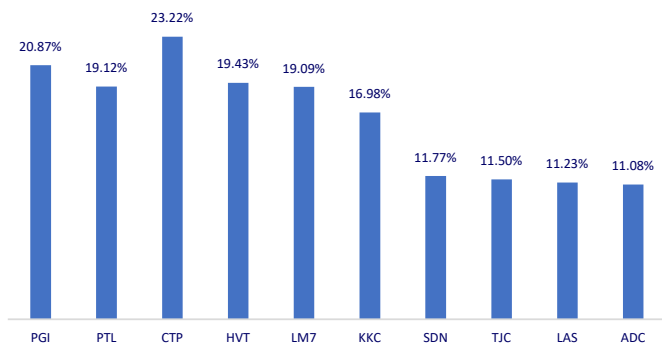
### Top most traded tickers (Volume - in million)



### Foreign net flow 10 nearest sessions (Billion VND)



### Top increases in 3 consecutive sessions



### Top decreases in 3 consecutive sessions

