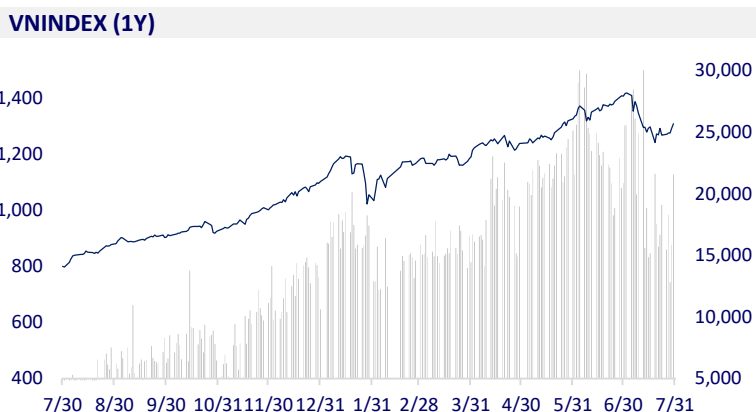
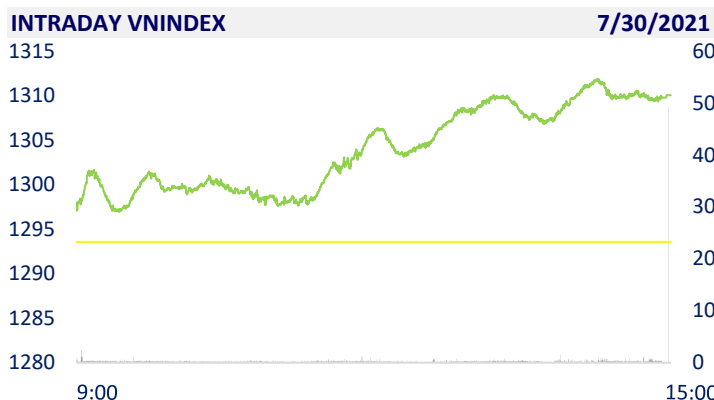
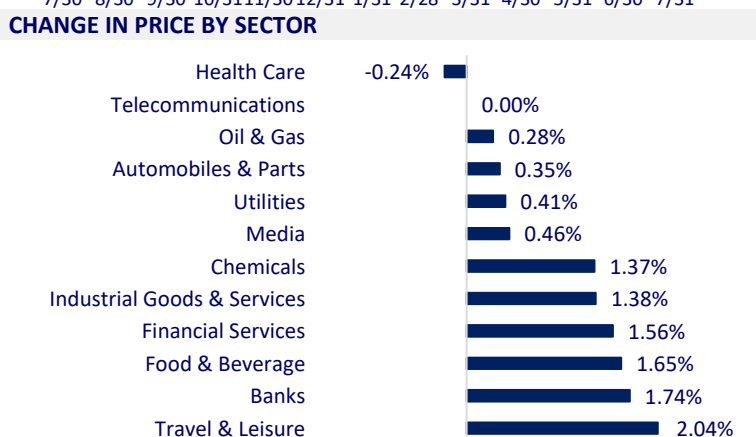


VIETNAM STOCK MARKET		1D	YTD
VN-INDEX	1,310.05	1.27%	19.15%
VN30	1,447.23	1.38%	36.74%
HNX	314.85	1.25%	59.74%
UPCOM	86.93	0.92%	17.74%
Net Foreign buy (B)	478.89		
Total trading value (B)	25,811.63	35.88%	50.48%

- Session 30/7: Foreign investors returned to a net buying of nearly 480 billion dong the day VN-Index surpassed 1,300 points. SSI, STB and MSN were three stocks that were bought by foreign investors with a net purchase of over 100 billion dong.



ETF & DERIVATIVES		1D	YTD
E1VFN30	24,600	2.29%	30.85%
FUEMAV30	17,000	1.19%	35.67%
FUESSV30	18,200	2.19%	36.84%
FUESSV50	21,000	1.94%	32.91%
FUESSVFL	21,100	2.93%	54.58%
FUEVFN30	25,500	2.82%	48.26%
FUEVN100	18,110	2.03%	29.82%
VN30F2203	1,440.30	0.79%	
VN30F2112	1,428.10	0.05%	
VN30F2109	1,443.60	1.09%	
VN30F2108	1,445.00	0.97%	



GLOBAL MARKET		1D	YTD
Nikkei	27,283.59	-0.26%	-0.59%
Shanghai	3,397.36	-0.42%	-0.50%
Kospi	3,202.32	-1.24%	11.44%
Hang Seng	25,908.00	-0.58%	-4.56%
STI (Singapore)	3,166.94	-0.43%	10.38%
SET (Thái Lan)	1,521.92	-1.03%	5.01%
Crude oil (\$/barrel)	73.33	0.11%	51.82%
Gold (\$/ounce)	1,827.55	-0.12%	-4.00%

- Asian stocks fell, China market was sold strongly. In Japan, Nikkei fell 0.26%. The Chinese market fell with Shanghai Composite down 0.42%, Shenzhen Component down 0.29%. Hong Kong's Hang Seng fell 0.58%. South Korea's Kospi index fell 1.24%.

VIETNAM ECONOMY		1D (bps)	YTD (bps)
Vnibor	0.94%	-4	81
Deposit interest 12M	5.60%	0	-20
5 year-Gov. Bond	1.28%	1	6
10 year-Gov. Bond	2.08%	1	5
USD/VND	23,055	0	-0.53%
EUR/VND	27,913	0	-4.09%
CNY/VND	3,620	0	1.32%

- Food prices increased in some localities implementing social distancing to prevent the Covid-19 epidemic; Petrol prices, gas prices increasing according to world fuel prices and electricity prices increasing according to demand in the hot season are the main reasons for the increase in consumer price index (CPI) in July 2021 by 0.62% compared to that of the hot season. with the previous month and increased by 2.64% compared to July 2020.

EVENT CALENDER

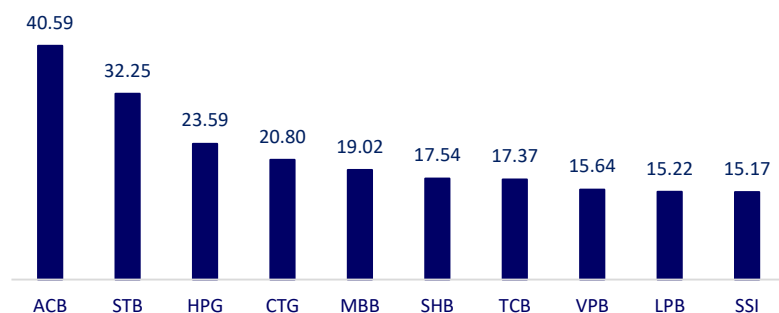
Ticker	Ex-right Date	Last register Date	Exercise Date	Type	Rate	Value
VLP	7/30/2021	8/2/2021	8/31/2021	Cash		800
OCB	8/2/2021	8/3/2021		Stock	25%	
ADP	8/3/2021	8/4/2021	8/20/2021	Cash		1,200
BIC	8/4/2021	8/5/2021	8/26/2021	Cash		1,020
BMD	8/4/2021	8/5/2021	8/25/2021	Cash		1,020
TTA	8/5/2021	8/6/2021		Stock	8%	
MDG	8/5/2021	8/6/2021	8/25/2021	Cash		300
SEB	8/5/2021	8/6/2021	8/19/2021	Cash		1,000

SELECTED NEWS

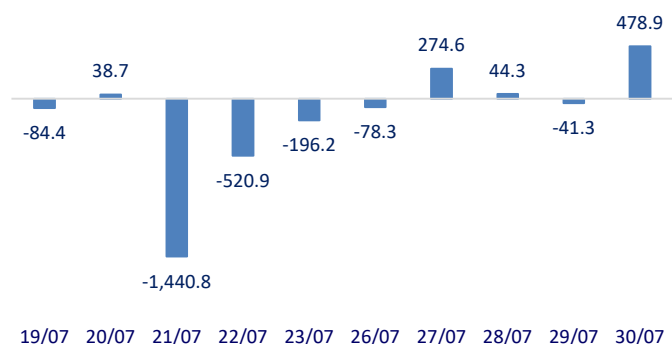
- In 7 months, the Ministry of Transport disbursed over VND 19,000 billion, reaching 45% of the plan
- CPI in July 2021 increased sharply because food and gasoline prices both increased
- Enterprises leaving the market increased by more than 30% in 7 months
- China's steel output in the second half of the year tends to decrease, iron ore prices go down
- WTO warns inequality in access to vaccines could hinder economic recovery
- South Korea, China recorded more new cases of Covid-19

	Close	1D	5D	Buying vol.	Selling vol.	Content
VCB	98,000	0.10%	1.03%	2,694,900	2,375,600	- VCB: Consolidated financial statements of the second quarter, VCB recorded net interest income of 10,937 billion dong, up 37% over the same period in 2020. Net profit from service activities decreased by 73% to nearly 300 billion dong. Net foreign exchange gain increased by 20% to VND 985 billion, while net profit from other activities also increased by 26% to VND 357 billion. - SBT: Sacombank plans to divest all capital from SBS. Since 2011, Sacombank is no longer the parent company of SBS.
BID	41,100	0.24%	2.24%	3,453,700	3,846,700	
CTG	34,400	1.47%	5.85%	37,030,000	36,424,200	
TCB	51,100	0.99%	3.23%	28,059,800	33,457,800	
VPB	61,000	5.72%	4.27%	28,289,700	23,207,100	
MBB	28,900	1.76%	4.14%	33,937,600	31,726,700	
HDB	33,700	0.90%	4.17%	5,860,300	7,514,600	
TPB	35,000	0.86%	6.06%	7,614,500	8,750,900	
STB	29,900	2.05%	4.18%	55,315,200	68,471,400	
NVL	104,000	0.00%	0.97%	3,148,400	2,735,900	
TCH	19,150	1.32%	3.51%	36,742,300	23,270,600	
KDH	40,700	2.26%	5.99%	11,739,200	12,556,300	- In this morning's trading session, the price of Brent crude oil for October delivery fell 0.36% to \$74.61/barrel. The price of US WTI crude oil rose 1.7% to \$73.62 a barrel.
PDR	92,500	1.76%	4.40%	5,045,900	4,595,400	
GAS	89,600	0.11%	1.82%	905,800	1,042,600	- VIC: Vingroup reported a profit of more than VND 3,600 billion, net revenue of nearly VND 38,500 billion. Most business areas saw revenue growth.
POW	10,700	0.47%	1.90%	22,091,600	17,695,800	
PLX	51,300	0.59%	2.19%	2,118,900	2,306,100	
VIC	107,200	2.00%	3.08%	3,368,100	4,945,000	- MSN: recorded a 19% increase in revenue to VND21,219b; parent company's profit after tax reached VND791b, more than 4 times higher than the same period last year
VHM	108,300	0.37%	0.65%	7,601,500	7,278,500	
VRE	27,650	1.10%	2.41%	7,632,300	8,282,800	- REE: In the second quarter of 2021 alone, REE's net revenue reached more than VND 1,636 billion, up 27% over the same period last year. While revenue from refrigeration and mechanical engineering dropped significantly, revenue from electricity and water infrastructure was a bright spot in Q2 when it tripled in the same period last year. Gross profit was nearly 664 billion dong, up 69%.
VNM	86,100	-0.81%	-1.71%	8,801,400	6,518,600	
MSN	134,000	4.93%	12.61%	4,245,000	4,494,600	
SBT	18,550	1.09%	2.20%	6,962,300	5,694,300	- REE: In the second quarter of 2021 alone, REE's net revenue reached more than VND 1,636 billion, up 27% over the same period last year. While revenue from refrigeration and mechanical engineering dropped significantly, revenue from electricity and water infrastructure was a bright spot in Q2 when it tripled in the same period last year. Gross profit was nearly 664 billion dong, up 69%.
BVH	113,000	-1.22%	-0.35%	792,700	708,900	
VJC	113,000	-1.22%	-0.35%	792,700	708,900	
FPT	94,000	0.64%	3.87%	9,106,800	8,251,400	
MWG	164,100	0.80%	1.48%	3,765,300	2,916,800	
PNJ	95,800	3.01%	5.27%	1,462,400	1,929,100	
REE	55,000	4.96%	6.80%	5,652,000	2,403,500	
SSI	54,600	1.11%	7.91%	25,591,800	29,762,600	
HPG	47,300	0.42%	3.28%	37,873,800	45,208,900	

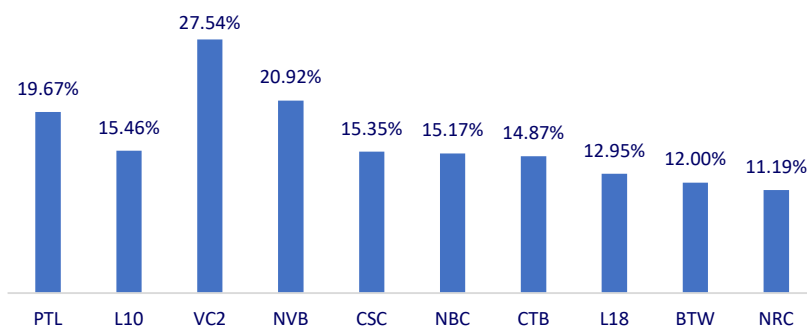
Top most traded tickers (Volume - in million)



Foreign net flow 10 nearest sessions (Billion VND)



Top increases in 3 consecutive sessions



Top decreases in 3 consecutive sessions

