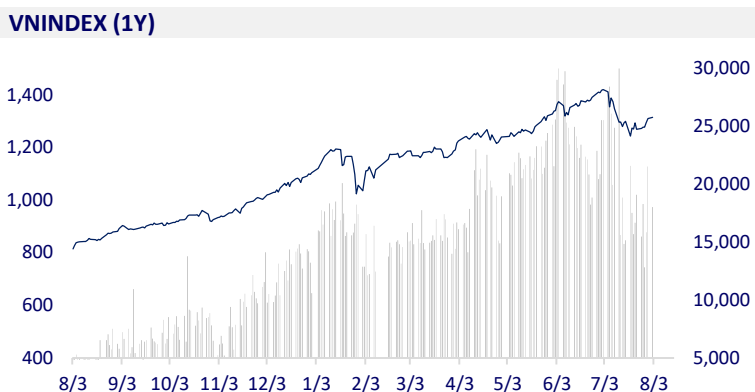
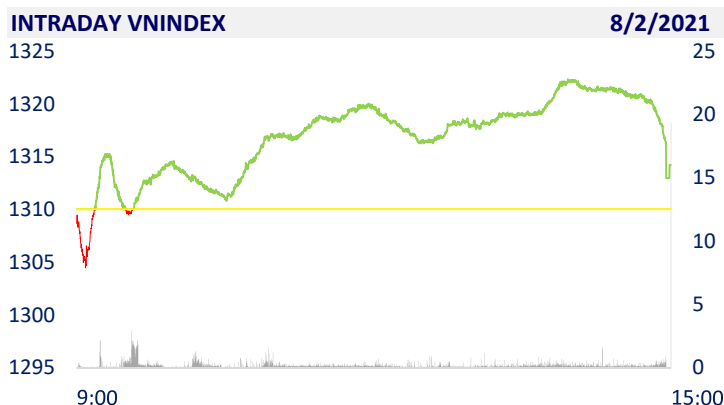
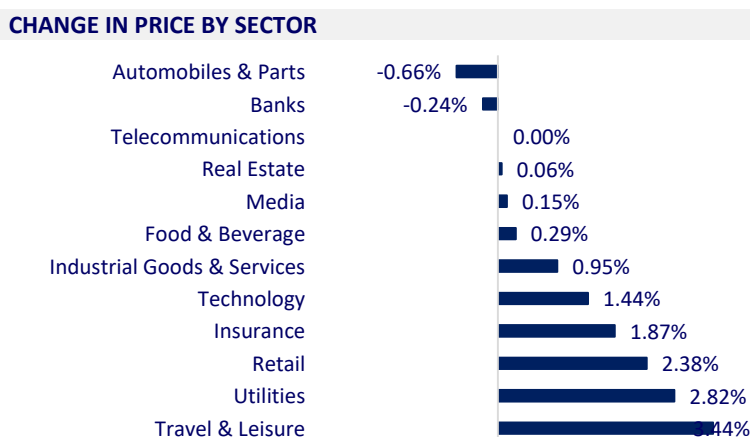


VIETNAM STOCK MARKET		1D	YTD
VN-INDEX	1,314.22	0.32%	19.53%
VN30	1,448.21	0.07%	36.83%
HNX	314.93	0.03%	59.78%
UPCOM	87.35	0.48%	18.31%
Net Foreign buy (B)	300.97		
Total trading value (B)	23,601.95	-8.56%	37.60%

- Foreign investors net bought more than 300b dong in the first session of August, SSI continued to be the largest net bought by foreign investors on HoSE with the value of 112b dong. HPG and HDB were behind with a net buying value of VND70b and VND61b, respectively. On the other side, VNM was sold the most with 42b dong. DGW is behind with 35b dong



ETF & DERIVATIVES		1D	YTD
E1VFN30	24,700	0.41%	31.38%
FUEMAV30	17,090	0.53%	36.39%
FUESSV30	19,290	8.31%	45.04%
FUESSV50	21,100	0.48%	33.54%
FUESSVFL	21,090	-0.05%	54.51%
FUEVFN30	25,700	0.78%	49.42%
FUEVN100	18,320	1.16%	31.33%



VN30F2203	1,448.00	0.53%
VN30F2112	1,443.00	1.04%
VN30F2109	1,448.40	0.33%
VN30F2108	1,447.90	0.20%

GLOBAL MARKET		1D	YTD
Nikkei	27,781.02	0.14%	1.23%
Shanghai	3,464.29	1.97%	1.46%
Kospi	3,223.04	0.65%	12.17%
Hang Seng	26,148.00	0.76%	-3.68%
STI (Singapore)	3,161.22	-0.18%	10.18%
SET (Thái Lan)	1,525.11	0.21%	5.23%
Crude oil (\$/barrel)	72.83	-0.53%	50.79%
Gold (\$/ounce)	1,811.65	-0.05%	-4.83%

- China's manufacturing growth slows, Asian stocks rise. In Japan, the Nikkei 225 gained 0.14%. The Chinese market was in the opposite direction with Shanghai Composite up 1.97%, Shenzhen Component up 2,245%. Hong Kong's Hang Seng rose 0.76%. South Korea's Kospi index rose 0.65%.

VIETNAM ECONOMY		1D (bps)	YTD (bps)
Vnibor	0.97%	3	84
Deposit interest 12M	5.60%	0	-20
5 year-Gov. Bond	1.26%	-2	4
10 year-Gov. Bond	2.05%	-3	2
USD/VND	23,049	0	-0.56%
EUR/VND	27,920	0	-4.06%
CNY/VND	3,622	0	1.37%

- Generally, 7M2021, investment capital realized from the state budget will reach VND210.8tr, equaling 44.3% of the 2021 plan and increasing by 5.6% over the same period in 2020; in which, the centrally managed capital reached 35.2tr dong, equaling 41.8% of the year plan and increasing 12.7% over the same period in 2020; locally managed capital reached 175.6tr dong, equaling 44.8% of the year plan and up 4.3% over the same period in 2020.

EVENT CALENDER

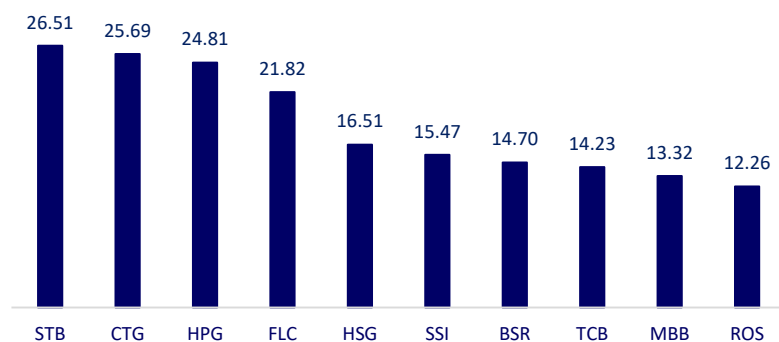
Ticker	Ex-right Date	Last register Date	Exercise Date	Type	Rate	Value
OCB	8/2/2021	8/3/2021		Stock	25%	
ADP	8/3/2021	8/4/2021	8/20/2021	Cash		1,000
BIC	8/4/2021	8/5/2021	8/26/2021	Cash		1,020
BMD	8/4/2021	8/5/2021	8/25/2021	Cash		
TTA	8/5/2021	8/6/2021		Stock	8%	
MDG	8/5/2021	8/6/2021	8/25/2021	Cash		300
SEB	8/5/2021	8/6/2021	8/19/2021	Cash		1,000
HVX	8/5/2021	8/6/2021	9/8/2021	Cash		200

SELECTED NEWS

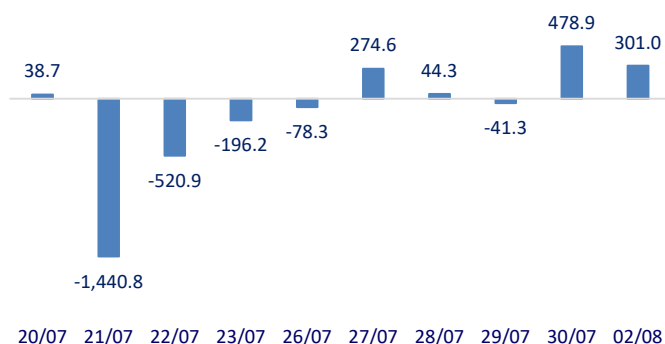
- Realized public investment capital in 7 months still increased by 5.6%
- Vietnam is in the top 3 in ASEAN region in terms of import and export activities
- Consider a support package to reduce the price of telecommunications services at VND 10,000 billion
- The Middle East is tense again
- The world's largest pension fund reduces its holdings of US government bonds at a record pace
- China starts the process of big inspection of the largest technology enterprises

	Close	1D	5D	Buying vol.	Selling vol.	Content
VCB	97,000	-1.02%	1.04%	2,836,300	1,990,300	- TOP 10 banks with the highest profit before tax include Vietcombank, Techcombank, VietinBank, VPBank, BIDV, MB, ACB, HDBank, VIB and MSB. The total profit of these 10 banks has reached VND 78,721 billion, accounting for more than 79% of the total profit of the 28 listed banks. Specifically, Vietcombank maintained the leading position in industry profit with 13,570 billion dong, up 23.6% compared to the first half of last year.
BID	42,550	3.53%	6.38%	6,644,000	7,094,300	
CTG	33,750	-1.89%	4.98%	48,123,800	40,456,700	
TCB	50,800	-0.59%	3.67%	21,921,700	26,073,200	
VPB	60,400	-0.98%	6.53%	13,268,900	13,204,900	
MBB	28,800	-0.35%	5.88%	24,389,900	22,369,200	
HDB	34,200	1.48%	5.23%	7,438,800	7,789,700	
TPB	34,450	-1.57%	4.71%	8,649,800	11,268,300	
STB	29,300	-2.01%	2.09%	39,287,700	58,238,000	
NVL	104,600	0.58%	-2.70%	3,988,500	3,727,500	
TCH	18,800	-1.83%	1.08%	5,915,500	7,873,900	- PLX: Petrolimex reported a net profit in the second quarter of 2021 of more than 1,400 billion dong, the highest in 5 years thanks to the oil price exceeding 73 USD/barrel
KDH	40,300	-0.98%	2.94%	5,910,600	7,185,200	
PDR	93,600	1.19%	3.43%	4,999,300	4,534,900	- VIC: VIC: Vingroup's real estate transfer business continued to grow in the second quarter and contributed more than \$1 billion in revenue to Vingroup.
GAS	93,500	4.35%	5.89%	2,974,000	2,337,100	- MSN: Masan MeatLife JSC reported a net profit of VND152b in Q2.2021, 8.3 times QoQ. By the end of June 2021, MEATDeli products were available at more than 2,700 points of sale
POW	10,750	0.47%	2.38%	16,381,400	19,152,300	
PLX	51,500	0.39%	3.21%	1,649,700	2,058,700	- VIC: Air transport revenue in the second quarter increased by 51% to VND 2,973 billion thanks to high travel demand in April. In 6 months, consolidated revenue and profit after tax reached VND 8,386 billion and VND 127 billion, respectively, higher than the same period last year.
VIC	107,500	0.28%	3.17%	2,758,500	3,625,400	- VJC: Air transport revenue in the second quarter increased by 51% to VND 2,973 billion thanks to high travel demand in April. In 6 months, consolidated revenue and profit after tax reached VND 8,386 billion and VND 127 billion, respectively, higher than the same period last year.
VHM	108,100	-0.18%	-1.37%	7,664,700	7,174,200	
VRE	27,500	-0.54%	2.80%	5,352,600	5,819,700	
VNM	86,500	0.46%	-2.70%	4,437,200	4,688,000	
MSN	136,200	1.64%	12.47%	2,709,800	2,049,500	
SBT	18,900	1.89%	2.16%	6,980,700	6,610,000	
BVH	115,500	2.21%	1.32%	705,900	636,200	
VJC	115,500	2.21%	1.32%	705,900	636,200	
FPT	95,600	1.70%	2.03%	7,277,200	7,961,300	
MWG	169,900	3.53%	5.99%	2,903,700	2,740,800	
PNJ	95,600	-0.21%	5.40%	1,168,400	1,148,500	
REE	54,000	-1.82%	3.85%	1,217,400	1,336,000	
SSI	55,000	0.73%	8.27%	25,000,400	27,753,400	
HPG	47,250	-0.11%	3.62%	41,879,800	45,541,300	

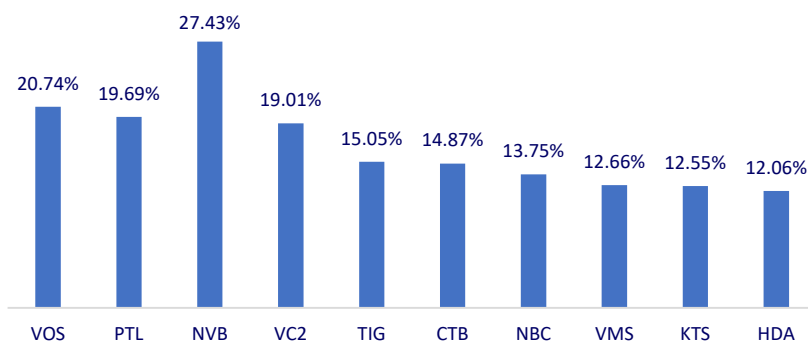
Top most traded tickers (Volume - in million)



Foreign net flow 10 nearest sessions (Billion VND)



Top increases in 3 consecutive sessions



Top decreases in 3 consecutive sessions

