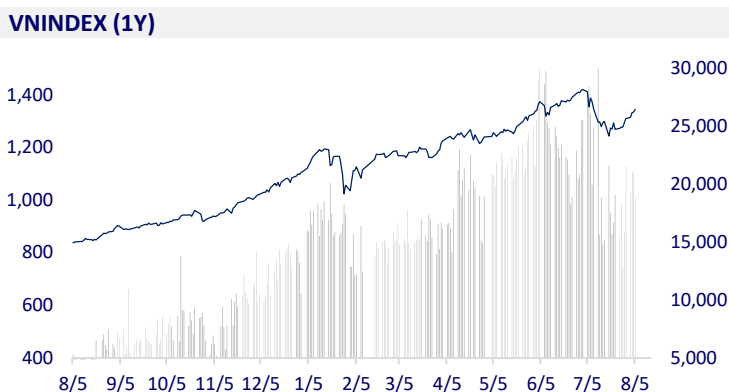
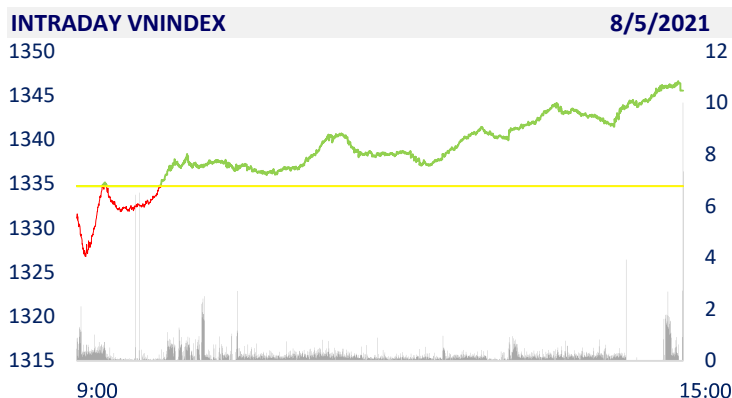
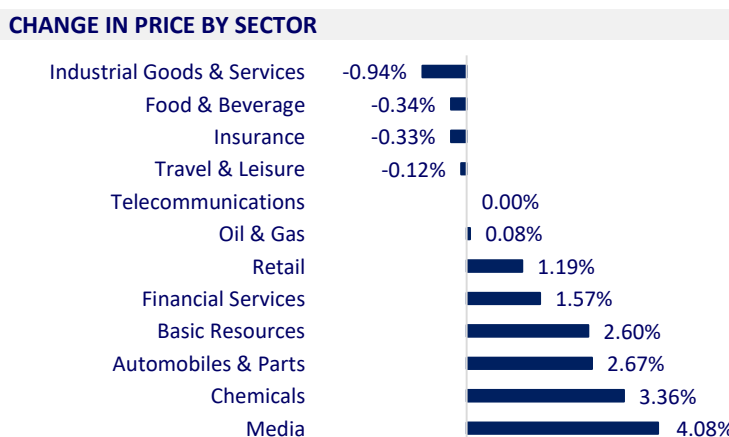


VIETNAM STOCK MARKET		1D	YTD
VN-INDEX	1,345.55	0.81%	22.38%
VN30	1,486.46	0.97%	40.45%
HNX	325.46	1.70%	65.12%
UPCOM	87.93	0.47%	19.10%
Net Foreign buy (B)	1,123.29		
Total trading value (B)	23,916.07	-4.67%	39.43%

- On HoSE, foreign investors had the 5th net buying session in a row with a value increase of 36.5% compared to the previous session and at VND 1,117 billion, equivalent to a net buying volume of 20 million shares. In all 5 sessions, this capital flow was a total net purchase of 2,840 billion dong.



ETF & DERIVATIVES		1D	YTD
E1VFN30	24,740	0.98%	31.60%
FUEMAV30	17,700	2.31%	41.26%
FUESSV30	19,500	9.49%	46.62%
FUESSV50	21,300	0.47%	34.81%
FUESSVFL	21,800	0.93%	59.71%
FUEVFN30	25,800	-0.77%	50.00%
FUEVN100	18,600	0.81%	33.33%
VN30F2203	1,484.70	1.41%	
VN30F2112	1,486.00	1.19%	
VN30F2109	1,488.00	1.29%	
VN30F2108	1,487.10	1.10%	



GLOBAL MARKET		1D	YTD
Nikkei	27,728.12	0.20%	1.03%
Shanghai	3,466.55	-0.31%	1.53%
Kospi	3,276.13	-0.13%	14.01%
Hang Seng	26,204.69	-0.92%	-3.47%
STI (Singapore)	3,175.10	-0.25%	10.66%
SET (Thái Lan)	1,527.66	-1.18%	5.40%
Crude oil (\$/barrel)	68.19	-0.20%	41.18%
Gold (\$/ounce)	1,815.80	0.12%	-4.61%

- Asian stocks mixed, following Wall Street. In Japan, the Nikkei 225 gained 0.2%. Mainland China market was in the opposite direction with Shanghai Composite down 0.31%, Shenzhen Component down 0.786%. Hong Kong's Hang Seng fell 0.92%. South Korea's Kospi index fell 0.13%.

VIETNAM ECONOMY		1D (bps)	YTD (bps)
Vnibor	0.93%	-3	80
Deposit interest 12M	5.60%	0	-20
5 year-Gov. Bond	1.22%	2	0
10 year-Gov. Bond	1.99%	6	-4
USD/VND	23,035	0	-0.62%
EUR/VND	27,778	0	-4.55%
CNY/VND	3,619	0	1.29%

- For the first time, Vietnam surpassed Bangladesh to become the second largest garment exporter in the world, with a market share of 6.4%. In addition, in 2020, the total export value of Vietnam's garments will reach \$29 billion.

**EVENT CALENDER**

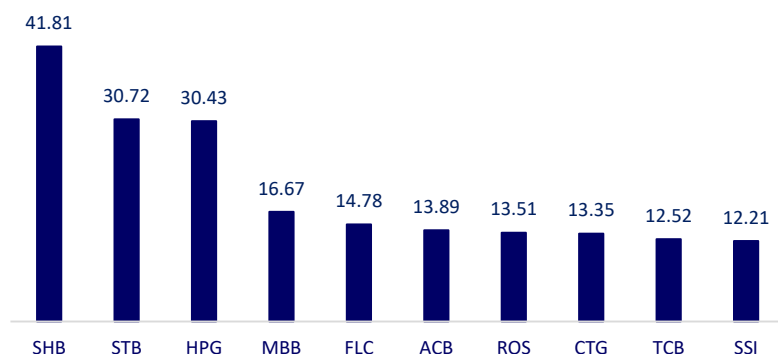
Ticker	Ex-right Date	Last register Date	Exercise Date	Type	Rate	Value
TTA	8/5/2021	8/6/2021		Stock	8%	
MDG	8/5/2021	8/6/2021	8/25/2021	Cash		300
SEB	8/5/2021	8/6/2021	8/19/2021	Cash		200
HVX	8/5/2021	8/6/2021	9/8/2021	Cash		
ADG	8/6/2021	8/7/2021		Stock	10%	
ADG	8/6/2021	8/7/2021	8/20/2021	Cash		500
VXP	8/6/2021	8/7/2021	8/24/2021	Cash		1,470
DP1	8/6/2021	8/7/2021	8/25/2021	Cash		1,600

## SELECTED NEWS

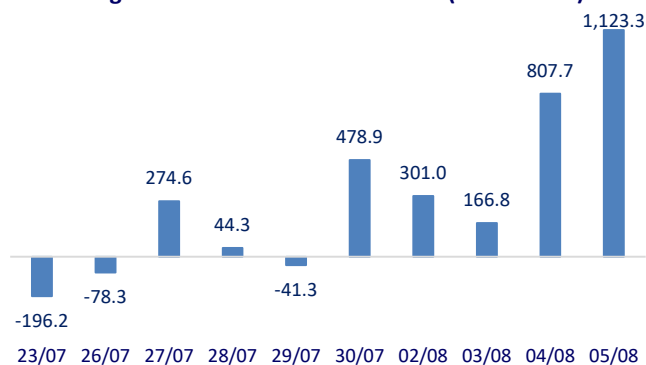
- Many textile and garment enterprises report profits, the President affirmed that the industry supply chain will not be disrupted
- Ministry of Planning and Investment: Construction of Nhon Trach 3 and 4 power plants must ensure competitiveness and efficiency
- Businesses are worried about bankruptcy, workers are depressed when producing '3 on the spot'
- Fed Vice Chairman: Should raise interest rates in 2023
- Emerging markets hardest hit by the volatility in China
- US household debt to nearly 15 trillion USD in the second quarter

	Close	1D	5D	Buying vol.	Selling vol.	Content
VCB	99,400	0.91%	1.53%	2,770,400	2,464,100	- VPB: In the second quarter of 2021, VPBank's provision for credit risks increased by nearly VND 665 billion, equivalent to an increase of 62% over the same period. Profit after tax reached 7,370 billion dong, up 335.4% respectively.
BID	42,950	-0.12%	4.76%	4,111,900	4,477,100	
CTG	34,200	0.59%	0.88%	27,785,500	24,410,300	
TCB	52,500	0.96%	3.75%	23,876,900	22,468,800	
VPB	61,800	2.15%	7.11%	19,124,900	12,535,200	
MBB	30,000	1.01%	5.63%	30,995,900	26,833,100	
HDB	35,500	1.28%	6.29%	6,877,200	6,422,200	
TPB	35,900	2.28%	3.46%	7,742,100	8,210,100	
STB	31,050	1.31%	5.97%	60,016,700	63,611,300	
ACB	36,000	1.41%	5.42%	29,124,300	25,270,800	
NVL	108,000	166.01%	171.36%	6,358,800	6,415,800	- KDH: Q2.2021 with net revenue of 1,112 billion dong, up 42% over the same period. Real estate transfer revenue increased by 42% to VND 1,089 billion.
KDH	93,800	131.03%	135.68%	6,358,800	6,415,800	
PDR	93,800	0.00%	3.19%	3,965,200	3,844,400	- Gas price today 5/8: Continue to adjust up, to \$4,169/mmBTU when mining output falls to a low level and the weather continues to be hot next week.
GAS	93,800	-0.21%	4.80%	1,385,700	1,061,200	
POW	10,800	-0.46%	1.41%	14,765,200	16,863,000	- VIC: Vingroup plans to issue 422.8 million shares at the rate of 12.5% to pay dividends in 2020. The last registration date to allocate rights is August 18.
PLX	52,400	0.19%	2.75%	1,724,700	2,463,500	
VIC	114,000	0.00%	8.47%	3,065,500	3,169,400	- VNM: in Q2.2021 accounted for over 60% of domestic dairy market share but gross profit margin continued to record the lowest level in 4 years 43.6% and down from 46% QoQ.
VHM	111,700	1.09%	3.52%	8,928,100	8,212,600	
VRE	27,950	0.18%	2.19%	7,825,200	6,607,200	- MWG: By the end of June 2022, the principal debt due to be paid by The Gioi Di Dong is nearly VND 20,000 billion. The remaining more than 15,300 billion dong will have to be fully paid in the last 6 months of 2021. In the first half of this year, the company has paid off the loan principal a total of 27,600 billion dong. In the first two quarters of 2021, the company borrowed nearly 32,000 billion dong, revenue was also close to 32 trillion dong.
VNM	86,600	-0.57%	-0.23%	4,347,900	5,016,500	
MSN	135,000	-0.74%	5.72%	2,201,000	1,907,600	
SAB	155,700	-1.02%	-0.83%	981,900	344,500	
BVH	116,500	0.26%	1.84%	635,800	553,200	
VJC	116,500	0.26%	1.84%	635,800	553,200	
FPT	96,600	1.05%	3.43%	5,802,200	4,617,500	
MWG	173,000	1.76%	6.27%	1,693,200	1,883,000	
PNJ	95,800	-0.73%	3.01%	635,400	811,800	
GVR	34,850	4.19%	5.13%	19,625,500	18,404,600	
SSI	57,500	1.23%	6.48%	22,044,400	22,694,300	
HPG	48,800	2.74%	3.61%	55,300,200	59,737,900	

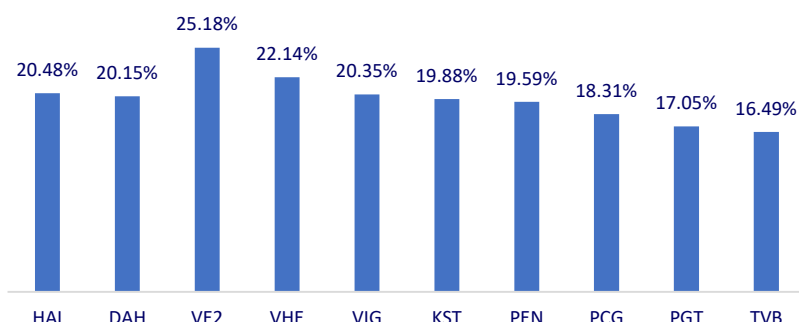
Top most traded tickers (Volume - in million)



Foreign net flow 10 nearest sessions (Billion VND)



Top increases in 3 consecutive sessions



Top decreases in 3 consecutive sessions

