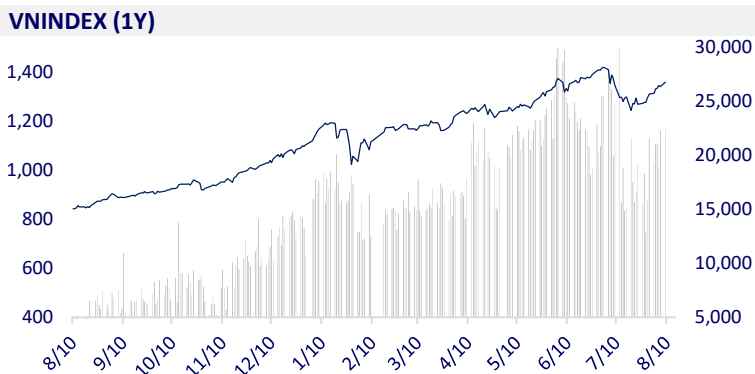
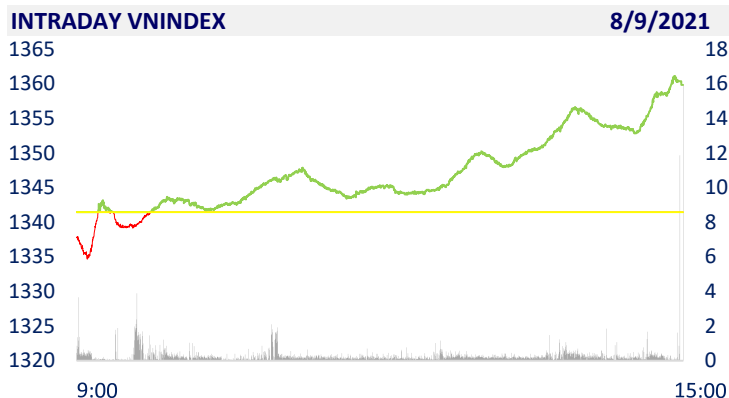
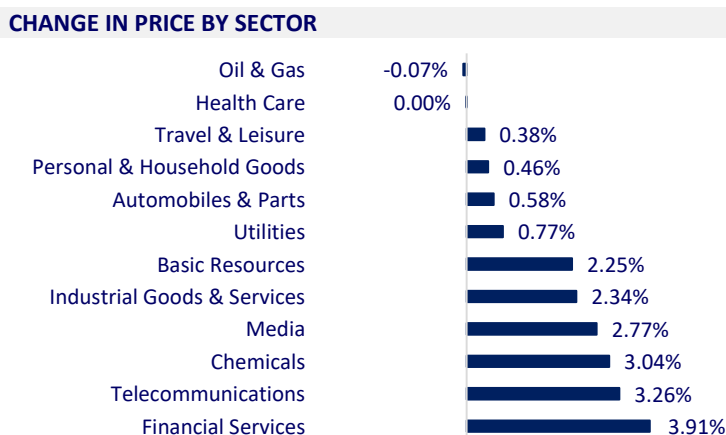


VIETNAM STOCK MARKET		1D	YTD
VN-INDEX	1,359.86	1.37%	23.68%
VN30	1,497.83	1.42%	41.52%
HNX	330.68	1.60%	67.77%
UPCOM	89.38	1.25%	21.06%
Net Foreign buy (B)	97.33		
Total trading value (B)	28,449.50	0.61%	65.86%

- On HoSE, foreign investors had the second net buying session in a row with the value nearly 3 times higher than last week's session and at 97 billion dong. Foreign investors concentrated on net buying of VHM with a value of 359 billion dong, far behind FUEVFNVD with 72 billion dong.



ETF & DERIVATIVES		1D	YTD
E1VFN30	25,200	1.12%	34.04%
FUEMAV30	17,720	1.61%	41.42%
FUESSV30	20,850	17.07%	56.77%
FUESSV50	22,000	0.92%	39.24%
FUESSVFL	21,500	0.00%	57.51%
FUEVFNVD	26,070	1.05%	51.57%
FUEVN100	18,600	-0.59%	33.33%



VN30F2203	1,499.00	0.98%
VN30F2112	1,471.50	-0.09%
VN30F2109	1,498.90	1.82%
VN30F2108	1,500.50	1.87%

GLOBAL MARKET		1D	YTD
Nikkei	27,820.04	0.00%	1.37%
Shanghai	3,494.63	1.05%	2.35%
Kospi	3,260.42	-0.30%	13.47%
Hang Seng	26,283.40	0.25%	-3.18%
STI (Singapore)	3,177.18	0.00%	10.73%
SET (Thái Lan)	1,540.19	1.21%	6.27%
Crude oil (\$/barrel)	65.36	-2.29%	35.32%
Gold (\$/ounce)	1,744.00	0.22%	-8.39%

- Asian stocks mixed, oil prices plunged more than 3%. The Japanese market is on holiday today. The Chinese market rose with Shanghai Composite up 1.05%, Shenzhen Component up 0.77%. Hong Kong's Hang Seng rose 0.25%. South Korea's Kospi index fell 0.3%.

VIETNAM ECONOMY		1D (bps)	YTD (bps)
Vnibor	0.92%	-1	79
Deposit interest 12M	5.60%	0	-20
5 year-Gov. Bond	1.05%	-13	-17
10 year-Gov. Bond	1.97%	4	-6
USD/VND	23,020	0	-0.68%
EUR/VND	27,566	0	-5.28%
CNY/VND	3,608	0	0.98%

- In the face of complicated developments of the Covid-19 epidemic, the export of computers, components and electronic products in Vietnam in 2021 can still reach about 50 billion USD, up 12.5% compared to 2020. In which, The US, China, EU, ASEAN, Japan, Korea, Hong Kong (China), Taiwan (China), India are the top 9 export markets, accounting for more than 52.4% of total export turnover.

**EVENT CALENDER**

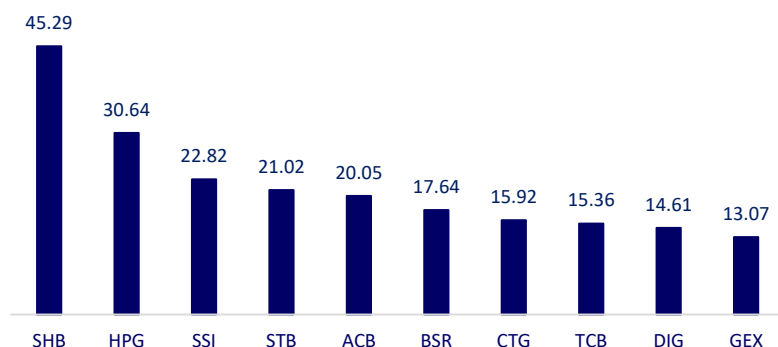
Ticker	Ex-right Date	Last register Date	Exercise Date	Type	Rate	Value
CQN	8/9/2021	8/10/2021	9/9/2021	Cash		1,000
VPD	8/9/2021	8/10/2021	8/25/2021	Cash		200
ND2	8/9/2021	8/10/2021	8/31/2021	Cash		1,500
NJC	8/9/2021	8/10/2021	8/20/2021	Cash		2,000
SBH	8/10/2021	8/11/2021	8/31/2021	Cash		2,000
BAB	8/10/2021	8/11/2021		Stock	6.3%	
VTK	8/10/2021	8/11/2021	8/20/2021	Cash		1,500
VTK	8/10/2021	8/11/2021		Stock	15%	

## SELECTED NEWS

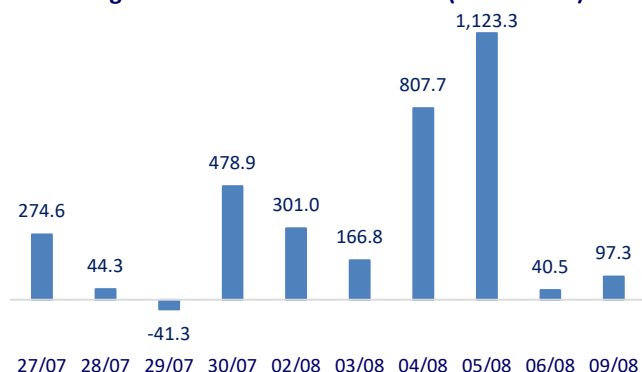
- Export of computers and electronic accessories can reach 50 billion USD this year thanks to "big guys" like LG, Fukang or Samsung
- Hanoi SMEs propose the State Bank to direct the reduction of interest rates by 3-5%/year
- Be careful to buy high-yield corporate bonds
- Saudi Arabia will lead the world in oil and gas production growth this decade
- Iran ready to resume talks to restore nuclear deal
- The double crisis caused Myanmar to be engulfed in the "tsunami" of Covid-19

	Close	1D	5D	Buying vol.	Selling vol.	Content
VCB	98,300	0.20%	1.34%	2,618,600	2,097,000	- According to statistics from the financial statements of the second quarter of 2021 of 29 banks, the total balance of bad debts of banks as of June 30, 2021 has increased by 4.5% compared to the end of the previous year with nearly 124,898 billion VND. In terms of scale, the top 10 banks with the most bad debts by the end of the second quarter of 2021 include Agribank, BIDV, VietinBank, VPBank, Vietcombank, SHB, Sacombank, SCB, VIB and LienVietPostBank.
BID	43,150	0.58%	1.41%	3,205,500	3,536,800	
CTG	34,550	1.17%	2.37%	31,004,600	26,461,400	
TCB	52,500	1.35%	3.35%	28,128,500	26,132,900	
VPB	61,000	0.66%	0.99%	15,661,300	12,527,900	
MBB	29,900	0.84%	3.82%	28,159,000	22,860,600	
HDB	35,500	1.43%	3.80%	4,947,800	4,544,400	
TPB	35,900	1.13%	4.21%	6,092,500	6,363,000	
STB	30,700	1.32%	4.78%	42,013,300	45,837,300	
ACB	36,500	2.67%	2.67%	32,336,100	30,006,000	
NVL	106,000	156.04%	163.03%	6,142,600	5,891,200	- NVL: In Da Lat NVL is building a super project of NovaWorld Da Lat resort, in Don Duong district with a scale of 650 hectares and 183 hectares of lake surface area.
KDH	93,600	126.09%	132.26%	6,142,600	5,891,200	- POW: PV Power revenue in July decreased by 10%. Most power plants have not fulfilled their output plans, except for Dakdrinh hydropower plant and Vung Ang 1 power plant.
PDR	93,600	0.11%	0.00%	3,859,400	3,852,800	
GAS	93,000	0.65%	-0.53%	2,003,800	1,468,600	
POW	11,150	1.36%	3.72%	15,813,900	15,998,000	- VIC: Quang Ninh will hand over 924 ha of land for Vingroup's Ha Long Xanh project by the end of this year. Specifically, Ha Long City has handed over 568 ha (60%).
PLX	52,900	0.00%	2.72%	3,103,800	3,673,800	
VIC	113,100	-0.18%	5.21%	5,341,000	4,911,700	- VNM continued to be net sold by foreign investors in today's session with a value of up to 73 billion dong.
VHM	117,400	3.07%	8.60%	14,488,700	9,669,000	
VRE	28,600	2.33%	4.00%	11,742,000	10,943,100	- HPG: announced crude steel production in July reached 700,000 tons, up 70% over the same period last year. Sales volume of steel products reached 600,000 tons, up 28% year-on-year and 5% month-on-month. In which, construction steel reached 363,000 tons, up 58% compared to June and 21% over the same period last year; hot rolled coil is 160,000 tons, the rest is steel pipe and galvanized sheet.
VNM	87,700	0.57%	1.39%	6,783,200	4,788,600	
MSN	141,000	4.83%	3.52%	2,799,500	2,035,100	
SAB	155,100	-0.06%	0.00%	551,900	251,700	
BVH	119,500	1.79%	3.46%	896,400	701,400	
VJC	119,500	1.79%	3.46%	896,400	701,400	
FPT	97,500	0.93%	1.99%	5,045,800	5,528,500	
MWG	173,800	1.34%	2.30%	1,353,300	1,485,100	
PNJ	96,500	0.31%	0.94%	771,500	949,000	
GVR	35,200	2.92%	5.07%	10,326,500	10,310,900	
SSI	59,300	5.14%	7.82%	38,513,800	38,353,200	
HPG	49,700	2.69%	5.19%	52,835,700	47,393,200	

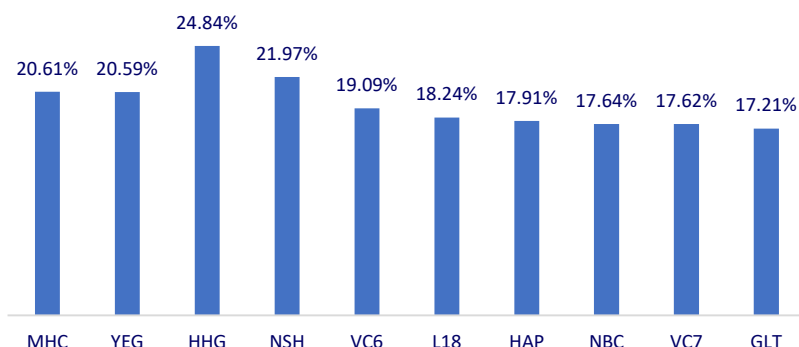
Top most traded tickers (Volume - in million)



Foreign net flow 10 nearest sessions (Billion VND)



Top increases in 3 consecutive sessions



Top decreases in 3 consecutive sessions

