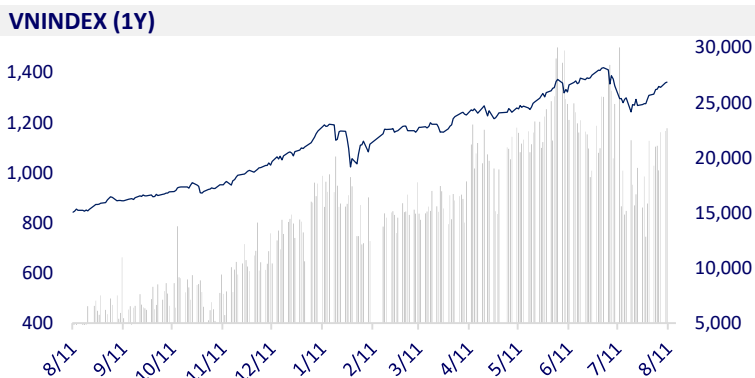
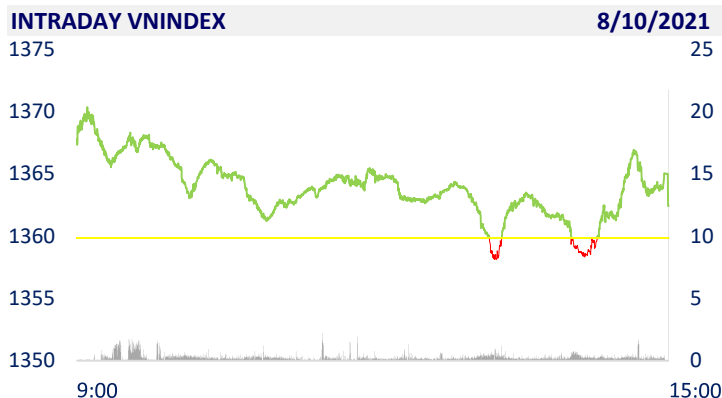
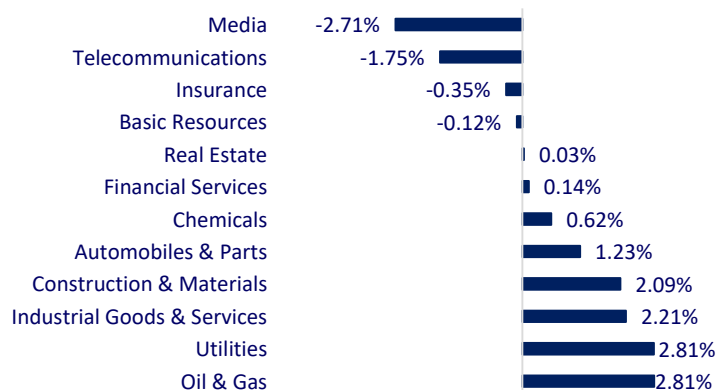


VIETNAM STOCK MARKET		1D	YTD
VN-INDEX	1,362.43	0.19%	23.91%
VN30	1,494.41	-0.23%	41.20%
HNX	335.08	1.33%	70.01%
UPCOM	90.53	1.29%	22.62%
Net Foreign buy (B)	-593.50		
Total trading value (B)	28,630.88	0.64%	66.91%

- Foreign investors ended the series of 7 consecutive net buying sessions on HoSE, net selling back to 593b dong. Foreign investors on this floor continued to be a strong net buyer of VHM with more than 409b dong, far behind PLX with only 69b dong. Meanwhile, HPG was sold the most with 159b dong. SSI and VIC were net sold 86b dong and 70b dong respectively.



ETF & DERIVATIVES		1D	YTD
E1VFN30	25,190	-0.04%	33.99%
FUEMAV30	17,740	0.11%	41.58%
FUESSV30	19,500	9.49%	46.62%
FUESSV50	22,200	0.91%	40.51%
FUESSVFL	21,520	0.09%	57.66%
FUEVFN30	26,070	0.00%	51.57%
FUEVN100	18,800	1.08%	34.77%

CHANGE IN PRICE BY SECTOR


VN30F2203	1,500.00	0.07%	
VN30F2112	1,491.50	1.36%	
VN30F2109	1,492.10	-0.45%	
VN30F2108	1,494.10	-0.43%	

GLOBAL MARKET		1D	YTD
Nikkei	27,888.15	0.24%	1.62%
Shanghai	3,529.93	2.07%	3.38%
Kospi	3,243.19	-0.83%	12.87%
Hang Seng	26,605.62	1.48%	-1.99%
STI (Singapore)	3,207.36	0.95%	11.79%
SET (Thái Lan)	1,542.62	1.37%	6.44%
Crude oil (\$/barrel)	67.78	1.33%	40.33%
Gold (\$/ounce)	1,731.45	-0.50%	-9.05%

- Asian stocks mixed, investors worried about Covid-19. In Japan, the Nikkei 225 gained 0.24%. The Chinese market rose with the Shanghai Composite up 2.07%. Hong Kong's Hang Seng rose 1.48%. South Korea's Kospi index fell 0.83%.

VIETNAM ECONOMY		1D (bps)	YTD (bps)
Vnibor	0.90%	-3	77
Deposit interest 12M	5.60%	0	-20
5 year-Gov. Bond	1.10%	-8	-12
10 year-Gov. Bond	2.05%	12	2
USD/VND	22,980	0	-0.85%
EUR/VND	27,437	0	-5.72%
CNY/VND	3,599	0	0.73%

- Credit institutions have committed to support interest rates with the amount of VND20,300b from now until the end of the year, taken from the source of profit reduction, depending on the size of the bank. Notably, SBV will closely supervise and ensure that banks properly implement their support commitments in the spirit of the Prime Minister's direction on supporting the economy in the context of economic growth current difficulty.

EVENT CALENDER

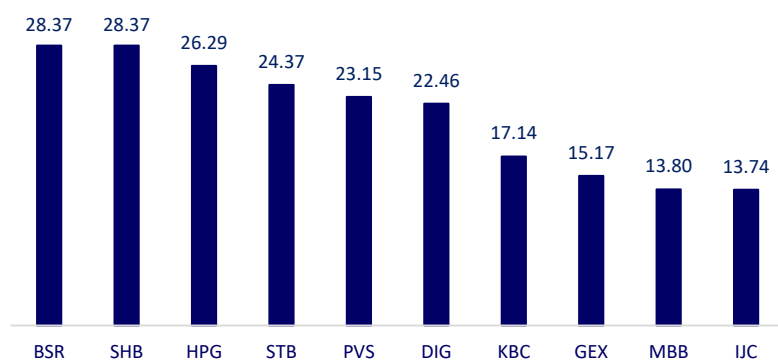
Ticker	Ex-right Date	Last register Date	Exercise Date	Type	Rate	Value
SBH	8/10/2021	8/11/2021	8/31/2021	Cash		2,000
BAB	8/10/2021	8/11/2021		Stock	6.3%	
VTK	8/10/2021	8/11/2021	8/20/2021	Cash		1,500
VTK	8/10/2021	8/11/2021		Stock	15%	
BBC	8/11/2021	8/12/2021	9/10/2021	Cash		3,600
PAC	8/12/2021	8/13/2021	8/27/2021	Cash		500
PSW	8/13/2021	8/16/2021	9/6/2021	Cash		400
HAD	8/13/2021	8/16/2021	9/1/2021	Cash		500

SELECTED NEWS

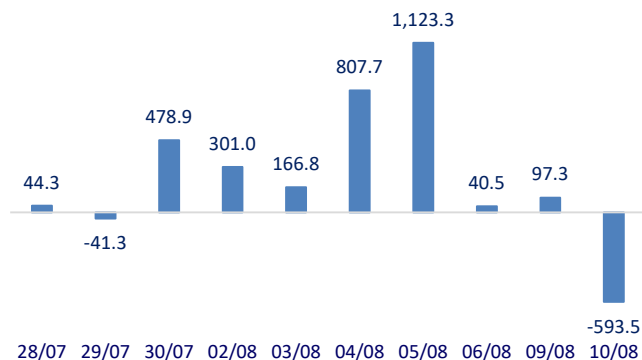
- SBV supervises credit institutions continuing to reduce interest rates to support people and businesses
- Proposal to reduce registration fee by 50% for electric cars
- New FDI projects in Binh Duong decreased by more than 53% compared to the same period in 2020
- The Delta variant pulled a cloud over the Asian financial market, China had the first month of net withdrawal since Q1.2021
- US: Democrats announce \$3.5 trillion spending plan
- Two Fed officials say that will tighten support policy, prompting discussion about raising interest rates

	Close	1D	5D	Buying vol.	Selling vol.	Content
VCB	99,000	0.71%	0.20%	2,880,300	2,447,400	- VPB: Approved the plan to issue 15,000,000 ESOP shares from treasury shares (75,219,600 shares).
BID	43,300	0.35%	-0.12%	3,316,700	4,105,900	- STB: Has sold 81,562,287 treasury shares, bringing the total number of outstanding shares to 1,803,653,429 shares.
CTG	34,650	0.29%	1.61%	24,425,200	23,282,900	
TCB	52,300	-0.38%	0.97%	21,948,600	26,521,500	
VPB	60,500	-0.82%	-0.49%	11,195,600	11,081,100	
MBB	29,650	-0.84%	1.19%	27,032,000	28,000,000	
HDB	35,550	0.14%	1.86%	5,030,500	7,254,800	
TPB	36,000	0.28%	4.20%	5,579,800	6,377,400	
STB	30,600	-0.33%	2.68%	43,786,100	59,960,600	
ACB	36,500	0.00%	1.96%	18,878,900	23,035,900	
NVL	104,600	146.99%	155.43%	7,681,400	7,722,700	- NVL was among the top stocks that were net sold by foreign investors in today's session with a value of nearly 47 billion dong.
KDH	92,900	119.36%	126.86%	7,681,400	7,722,700	
PDR	92,900	-0.75%	-1.06%	3,554,600	3,828,200	
GAS	96,000	3.23%	3.23%	3,359,300	3,765,900	- POW: Load demand on the system continues to be low due to Covid-19, July revenue decreased by 10% to VND 2,302 billion
POW	11,250	0.90%	4.17%	17,393,500	20,722,400	
PLX	53,800	1.70%	5.08%	5,884,600	6,004,500	
VIC	113,000	-0.09%	-1.31%	4,199,800	4,754,000	- VIC: contributed more than VND934b to establish VinES and VinAI. VinES has a charter capital of VND1,000b, mainly engaged in the production of batteries and accumulators.
VHM	117,000	-0.34%	5.50%	13,968,600	13,277,000	
VRE	28,350	-0.87%	0.18%	7,056,300	8,708,100	
VNM	89,400	1.94%	2.64%	10,571,800	10,889,800	- MSN: As of August 6, the proportion of MSN shares in the VNM ETF portfolio has risen to the top with 8.1%.
MSN	138,500	-1.77%	0.51%	1,637,500	1,660,200	
SAB	154,100	-0.64%	-0.77%	525,700	525,500	
BVH	118,700	-0.67%	2.33%	794,000	741,200	- HPG: Hoa Phat construction steel consumption increased again thanks to public investment works still being carried out. Hoa Phat construction steel consumption volume in July increased by 58% over the previous month and 21% over the same period last year. Sales of businesses in the North and Central regions grew.
VJC	118,700	-0.67%	2.33%	794,000	741,200	
FPT	97,800	0.31%	2.09%	4,583,300	5,364,600	
MWG	173,900	0.06%	2.35%	1,503,000	1,656,500	
PNJ	95,800	-0.73%	-0.73%	785,400	793,600	
GVR	35,000	-0.57%	3.86%	9,859,200	11,880,300	
SSI	59,400	0.17%	5.13%	20,731,400	23,230,000	
HPG	49,400	-0.60%	4.55%	39,638,400	48,255,400	

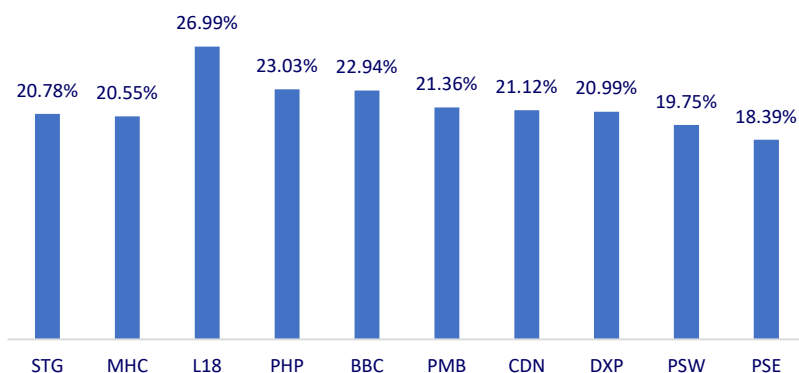
Top most traded tickers (Volume - in million)



Foreign net flow 10 nearest sessions (Billion VND)



Top increases in 3 consecutive sessions



Top decreases in 3 consecutive sessions

